



Chipsmall Limited consists of a professional team with an average of over 10 year of expertise in the distribution of electronic components. Based in Hongkong, we have already established firm and mutual-benefit business relationships with customers from,Europe,America and south Asia,supplying obsolete and hard-to-find components to meet their specific needs.

With the principle of “Quality Parts,Customers Priority,Honest Operation,and Considerate Service”,our business mainly focus on the distribution of electronic components. Line cards we deal with include Microchip,ALPS,ROHM,Xilinx,Pulse,ON,Everlight and Freescale. Main products comprise IC,Modules,Potentiometer,IC Socket,Relay,Connector.Our parts cover such applications as commercial,industrial, and automotives areas.

We are looking forward to setting up business relationship with you and hope to provide you with the best service and solution. Let us make a better world for our industry!



## Contact us

Tel: +86-755-8981 8866 Fax: +86-755-8427 6832

Email & Skype: info@chipsmall.com Web: www.chipsmall.com

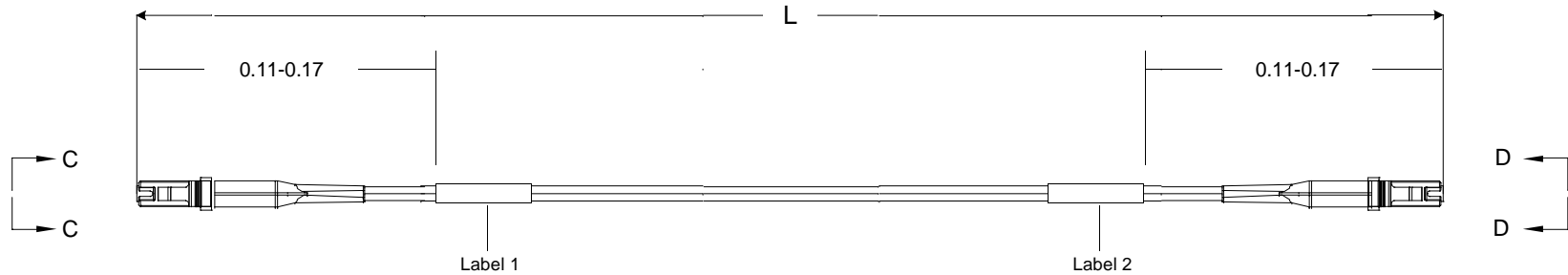
Address: A1208, Overseas Decoration Building, #122 Zhenhua RD., Futian, Shenzhen, China



Restricted to: General Release

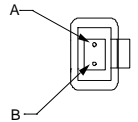
USED ON

THIS DRAWING IS A CONTROLLED DOCUMENT



**Left Side**

Connector(s): MT-RJ SECURE (No Pins)  
 Mode: MM  
 Housing Color: Red  
 Geom. Spec: 115-1215



VIEW C-C  
NOT TO SCALE

**Fiber Path**

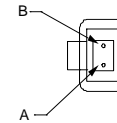
Fiber A - - Fiber B  
 Fiber B - - Fiber A

**Notes:**

- 1 Product and Processing must meet requirements of Tyco Electronics Standard 230-702
- 2 Label 2 will not be present on any cable assembly less than 5 meters long.
- 3 Includes dust caps (not shown on print).

**Right Side**

Connector(s): MT-RJ (No Pins)  
 Mode: MM  
 Housing Color: Black  
 Geom. Spec: 115-1215



VIEW D-D  
NOT TO SCALE

THIS INFORMATION IS CONFIDENTIAL AND PROPRIETARY TO TYCO ELECTRONICS. IT IS THE PROPERTY OF TYCO ELECTRONICS AND IS NOT TO BE DISCLOSED TO ANY OTHER PERSON OR ENTITY WITHOUT THE WRITTEN AUTHORIZATION OF TYCO ELECTRONICS CORPORATION, HARRISBURG, PENNSYLVANIA

LOC  
CE  
DIST  
16

B	Rev Per EC#	06-020853	8/30/2006	-	MK		
P	LTR	REVISION RECORD	DATE	DIN	APVD		

DIMENSIONS:	TOLERANCES UNLESS OTHERWISE SPECIFIED:
meters	0 PLC ± .
	1 PLC ± .
	2 PLC ± .
	3 PLC ± .
	4 PLC ± .

Customer Print

DIN	Cable Assy Configurator	MATERIAL	-	HEAT TREAT	-
CHK	Michael Kepko				
APVD	Michael Kepko				
NAME	FO C/A - 2 fiber, 62.5/125, OFNR (Riser) jacket, MT-RJ SECURE (No Pins) to MT-RJ (No Pins)				
SCALE	NTS	SIZE	A2	DRAWING NO	C- 6278890
SHEET	1 of 3	REV	B		

8 | 7 | 6 | 5 | 4 | 3 | 2 | 1

Restricted to: General Release

USED ON

THIS DRAWING IS A CONTROLLED DOCUMENT.


Part #	L (meters)	L (feet)	MT-RJ SECURE (No Pins), Red		MT-RJ (No Pins), Black	
			IL (dB)	RL (dB)	IL (dB)	RL (dB)
0-6278890-1	0.950 - 1.050	3.11 - 3.44	0.5	20	0.5	20
0-6278890-2	1.950 - 2.050	6.39 - 6.72	0.5	20	0.5	20
0-6278890-3	2.950 - 3.050	9.67 - 10.00	0.5	20	0.5	20
0-6278890-4	3.920 - 4.080	12.86 - 13.38	0.51	20	0.51	20
0-6278890-5	4.920 - 5.080	16.14 - 16.66	0.51	20	0.51	20
0-6278890-6	5.920 - 6.080	19.42 - 19.94	0.51	20	0.51	20
0-6278890-7	6.920 - 7.080	22.70 - 23.22	0.51	20	0.51	20
0-6278890-8	7.920 - 8.080	25.98 - 26.50	0.51	20	0.51	20
0-6278890-9	8.850 - 9.150	29.03 - 30.01	0.51	20	0.51	20
1-6278890-0	9.850 - 10.150	32.31 - 33.30	0.52	20	0.52	20
1-6278890-1	10.850 - 11.150	35.59 - 36.58	0.52	20	0.52	20
1-6278890-2	11.850 - 12.150	38.87 - 39.86	0.52	20	0.52	20
1-6278890-3	12.850 - 13.150	42.15 - 43.14	0.52	20	0.52	20
1-6278890-4	13.850 - 14.150	45.43 - 46.42	0.52	20	0.52	20
1-6278890-5	14.850 - 15.150	48.72 - 49.70	0.52	20	0.52	20
1-6278890-6	15.840 - 16.160	51.96 - 53.01	0.52	20	0.52	20
1-6278890-7	16.830 - 17.170	55.21 - 56.33	0.53	20	0.53	20
1-6278890-8	17.820 - 18.180	58.46 - 59.64	0.53	20	0.53	20
1-6278890-9	18.810 - 19.190	61.71 - 62.95	0.53	20	0.53	20
2-6278890-0	19.800 - 20.200	64.96 - 66.27	0.53	20	0.53	20
2-6278890-1	20.790 - 21.210	68.20 - 69.58	0.53	20	0.53	20
2-6278890-2	21.780 - 22.220	71.45 - 72.90	0.53	20	0.53	20
2-6278890-3	22.770 - 23.230	74.70 - 76.21	0.53	20	0.53	20
2-6278890-4	23.760 - 24.240	77.95 - 79.52	0.54	20	0.54	20
2-6278890-5	24.750 - 25.250	81.20 - 82.84	0.54	20	0.54	20
2-6278890-6	25.740 - 26.260	84.44 - 86.15	0.54	20	0.54	20
2-6278890-7	26.730 - 27.270	87.69 - 89.46	0.54	20	0.54	20
2-6278890-8	27.720 - 28.280	90.94 - 92.78	0.54	20	0.54	20
2-6278890-9	28.710 - 29.290	94.19 - 96.09	0.54	20	0.54	20
3-6278890-0	29.700 - 30.300	97.44 - 99.40	0.55	20	0.55	20
3-6278890-1	30.690 - 31.310	100.68 - 102.72	0.55	20	0.55	20
3-6278890-2	31.680 - 32.320	103.93 - 106.03	0.55	20	0.55	20
3-6278890-3	32.670 - 33.330	107.18 - 109.35	0.55	20	0.55	20
3-6278890-4	33.660 - 34.340	110.43 - 112.66	0.55	20	0.55	20
3-6278890-5	34.650 - 35.350	113.68 - 115.97	0.55	20	0.55	20
3-6278890-6	35.640 - 36.360	116.92 - 119.29	0.55	20	0.55	20
3-6278890-7	36.630 - 37.370	120.17 - 122.60	0.56	20	0.56	20
3-6278890-8	37.620 - 38.380	123.42 - 125.91	0.56	20	0.56	20
3-6278890-9	38.610 - 39.390	126.67 - 129.23	0.56	20	0.56	20
4-6278890-0	39.600 - 40.400	129.92 - 132.54	0.56	20	0.56	20
5-6278890-0	49.500 - 50.500	162.40 - 165.68	0.58	20	0.58	20


Qty	U of M	Description	Item No.
1	piece	HOUSING, CONN, MT-RJ.BLACK	1
2	piece	DUST COVER, MT-RJ	2
2	piece	SPRING, MT-RJ, 3.8 DESIGN	3
2	piece	PIN KEEPER, 3.8MM	4
2	piece	MT-RJ, SPRING PUSH, UNIVERSAL	5
2	piece	CRIMP EYELET, MT-RJ	6
1	piece	MT-RJ Keyed Connector Housing - Red	7
2	piece	MT-RJ FERRULE, THERMOPLAST,MM	8
AR	meter	2 fiber, 62.5/125, 1.8 mm, Twinzip, Orange, OFNR (Riser)	9
2	piece	MT-RJ TwinZip Bend Limiting Boot, Beige	10
2	piece	Trace Label	11

THIS INFORMATION IS CONFIDENTIAL AND PROPRIETARY TO TYCO ELECTRONICS CORPORATION. IT IS NOT TO BE DISCLOSED TO ANY OTHER PERSON OR ENTITY WITHOUT THE WRITTEN AUTHORIZATION OF TYCO ELECTRONICS CORPORATION, HARRISBURG, PENNSYLVANIA.

LOC  
CE  
DIST  
16

Rev Per	EC#	06-020853	3/30/2006	-	MK
P	LTR	REVISION RECORD	DATE	DN	APVD

DIMENSIONS: meters  
 TOLERANCES UNLESS OTHERWISE SPECIFIED:  
 0 P.L.C ± -  
 1 P.L.C ± -  
 2 P.L.C ± -  
 3 P.L.C ± -  
 4 P.L.C ± -  


DIN	Cable Assy Configurator	MATERIAL	-	HEAT TREAT	-
CHK	Michael Kepko				
APVD	Michael Kepko				
NAME	FO C/A - 2 fiber, 62.5/125, OFNR (Riser) jacket, MT-RJ SECURE (No Pins) to MT-RJ (No Pins)				
SCALE	NTS	SIZE	A2	DRAWING NO	C- 6278890
SHEET	2 of 3	REV	B		

D  
C  
B  
A

THIS DRAWING IS A CONTROLLED DOCUMENT. BFC#D

**Label 1**

Per specification 107-1645-1



Trace # - Bar Code  
 Trace # - Human Readable  
 Part Number  
 Country of Origin

This label is used on all lengths on this drawing.

**Label 2**

Per specification 107-1645-1



Trace # - Bar Code  
 Trace # - Human Readable  
 Part Number  
 Country of Origin

This label is used on all lengths on this drawing.

THIS INFORMATION IS CONFIDENTIAL AND PROPRIETARY TO TYCO ELECTRONICS CORPORATION. IT IS THE PROPERTY OF TYCO ELECTRONICS CORPORATION AND IS NOT TO BE DISCLOSED TO ANY OTHER PERSON OR ENTITY WITHOUT THE WRITTEN AUTHORIZATION OF TYCO ELECTRONICS CORPORATION, HARRISBURG, PENNSYLVANIA

LOC  
 CE  
 DIST  
 16

B	Rev Per EC#	06-020853	8/30/2006	-	MK	
P	LTR	REVISION RECORD	DATE	DIN	APVD	

DIMENSIONS: meters	TOLERANCES UNLESS OTHERWISE SPECIFIED:
0 PLC ± .	1 PLC ± .
2 PLC ± .	3 PLC ± .
4 PLC ± .	



Customer Print

DIN	Cable Assy Configurator	MATERIAL	-	HEAT TREAT	-
CHK	Michael Kepko				
APVD	Michael Kepko				
NAME	FO C/A - 2 fiber, 62.5/125, OFNR (Riser) jacket, MT-RJ SECURE (No Pins) to MT-RJ (No Pins)				
SCALE	NTS	SIZE	A2	DRAWING NO	C- 6278890
SHEET	3 of 3	REV	B		

A B C D