



Chipsmall Limited consists of a professional team with an average of over 10 year of expertise in the distribution of electronic components. Based in Hongkong, we have already established firm and mutual-benefit business relationships with customers from,Europe,America and south Asia,supplying obsolete and hard-to-find components to meet their specific needs.

With the principle of "Quality Parts,Customers Priority,Honest Operation,and Considerate Service",our business mainly focus on the distribution of electronic components. Line cards we deal with include Microchip,ALPS,ROHM,Xilinx,Pulse,ON,Everlight and Freescale. Main products comprise IC,Modules,Potentiometer,IC Socket,Relay,Connector.Our parts cover such applications as commercial,industrial, and automotives areas.

We are looking forward to setting up business relationship with you and hope to provide you with the best service and solution. Let us make a better world for our industry!



Contact us

Tel: +86-755-8981 8866 Fax: +86-755-8427 6832

Email & Skype: info@chipsmall.com Web: www.chipsmall.com

Address: A1208, Overseas Decoration Building, #122 Zhenhua RD., Futian, Shenzhen, China



Temperature Compensated Zener Reference Diode Series



1N4565UR thru 1N4584AUR, 1N4565AUR-1 thru 1N4584AUR-1

Features

- Available in JAN, JANTX, JANTXV and JANS per MIL-PRF-19500/452
- 6.4 Volt Nominal Zener Voltage $\pm 5\%$
- Metallurgically Bonded

Maximum Ratings

Operating & Storage Temperature: -65°C to $+175^{\circ}\text{C}$

DC Power Dissipation: 500mW @ $+50^{\circ}\text{C}$

Power Derating: 4 mW / $^{\circ}\text{C}$ above $+50^{\circ}\text{C}$



REVERSE LEAKAGE CURRENT

$I_R = 2 \mu\text{A}$ @ 25°C & $V_R = 3 \text{Vdc}$

Electrical Specifications @ $+25^{\circ}\text{C}$ (Unless Otherwise Specified)

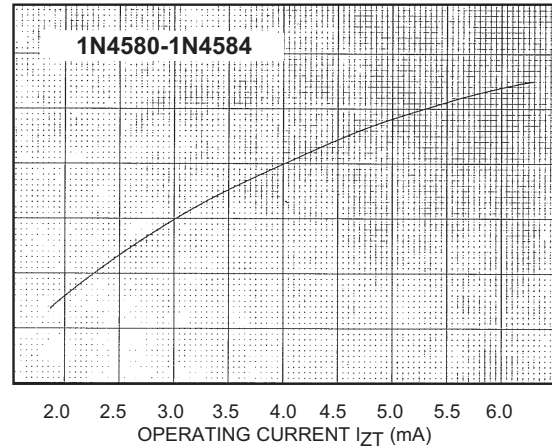
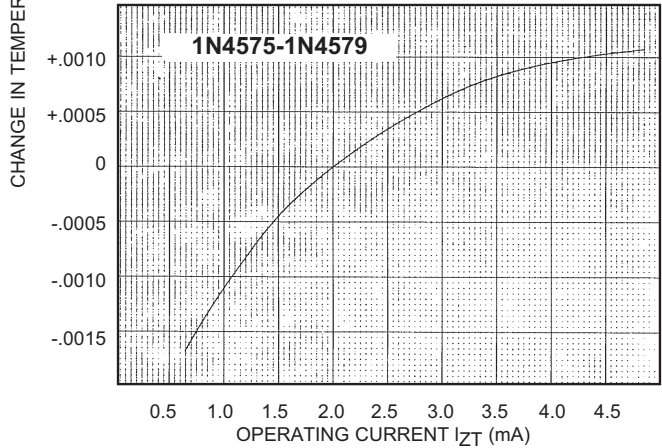
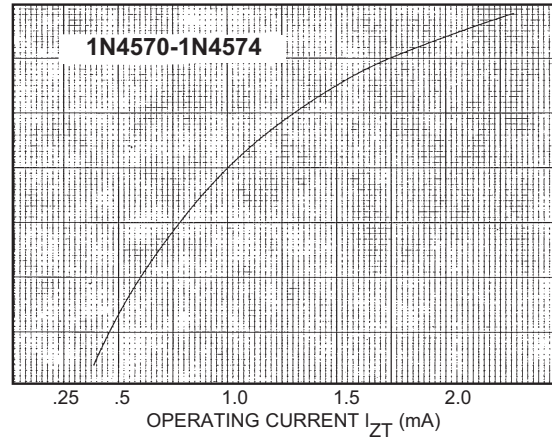
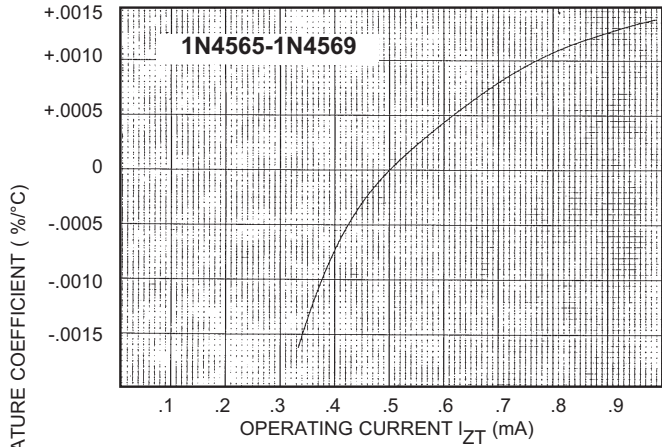
JEDEC Type Number	Zener Test Current	Effective Temperature Coefficient	Voltage Temperature Stability ($^3V_{ZT}$ maximum) (Note 1)	Temperature Range	Maximum Dynamic Zener Impedance (Note 2)
	mA	%/ $^{\circ}\text{C}$	mV	$^{\circ}\text{C}$	Ohms
1N4565UR, -1 1N4565AUR, -1	0.5 0.5	0.01 0.01	48 100	0 to $+75^{\circ}\text{C}$ -55 to $+100^{\circ}\text{C}$	200 200
1N4566UR, -1 1N4566AUR, -1	0.5 0.5	0.005 0.005	24 50	0 to $+75^{\circ}\text{C}$ -55 to $+100^{\circ}\text{C}$	200 200
1N4567UR, -1 1N4567AUR, -1	0.5 0.5	0.002 0.002	10 20	0 to $+75^{\circ}\text{C}$ -55 to $+100^{\circ}\text{C}$	200 200
1N4568UR, -1 1N4568AUR, -1	0.5 0.5	0.001 0.001	5 10	0 to $+75^{\circ}\text{C}$ -55 to $+100^{\circ}\text{C}$	200 200
1N4569UR, -1 1N4569AUR, -1	0.5 0.5	0.0005 0.0005	2.5 5	0 to $+75^{\circ}\text{C}$ -55 to $+100^{\circ}\text{C}$	200 200
1N4570UR, -1 1N4570AUR, -1	1.0 1.0	0.01 0.01	48 100	0 to $+75^{\circ}\text{C}$ -55 to $+100^{\circ}\text{C}$	100 100
1N4571UR, -1 1N4571AUR, -1	1.0 1.0	0.005 0.005	24 50	0 to $+75^{\circ}\text{C}$ -55 to $+100^{\circ}\text{C}$	100 100
1N4572UR, -1 1N4572AUR, -1	1.0 1.0	0.002 0.002	10 20	0 to $+75^{\circ}\text{C}$ -55 to $+100^{\circ}\text{C}$	100 100
1N4573UR, -1 1N4573AUR, -1	1.0 1.0	0.001 0.001	5 10	0 to $+75^{\circ}\text{C}$ -55 to $+100^{\circ}\text{C}$	100 100
1N4574UR, -1 1N4574AUR, -1	1.0 1.0	0.0005 0.0005	2.5 5	0 to $+75^{\circ}\text{C}$ -55 to $+100^{\circ}\text{C}$	100 100
1N4575UR, -1 1N4575AUR, -1	2.0 2.0	0.01 0.01	48 100	0 to $+75^{\circ}\text{C}$ -55 to $+100^{\circ}\text{C}$	50 50
1N4576UR, -1 1N4576AUR, -1	2.0 2.0	0.005 0.005	24 50	0 to $+75^{\circ}\text{C}$ -55 to $+100^{\circ}\text{C}$	50 50
1N4577UR, -1 1N4577AUR, -1	2.0 2.0	0.002 0.002	10 20	0 to $+75^{\circ}\text{C}$ -55 to $+100^{\circ}\text{C}$	50 50
1N4578UR, -1 1N4578AUR, -1	2.0 2.0	0.001 0.001	5 10	0 to $+75^{\circ}\text{C}$ -55 to $+100^{\circ}\text{C}$	50 50
1N4579UR, -1 1N4579AUR, -1	2.0 2.0	0.0005 0.0005	2.5 5	0 to $+75^{\circ}\text{C}$ -55 to $+100^{\circ}\text{C}$	50 50
1N4580UR, -1 1N4580AUR, -1	4.0 4.0	0.01 0.01	48 100	0 to $+75^{\circ}\text{C}$ -55 to $+100^{\circ}\text{C}$	25 25
1N4581UR, -1 1N4581AUR, -1	4.0 4.0	0.005 0.005	24 50	0 to $+75^{\circ}\text{C}$ -55 to $+100^{\circ}\text{C}$	25 25
1N4582UR, -1 1N4582AUR, -1	4.0 4.0	0.002 0.002	10 20	0 to $+75^{\circ}\text{C}$ -55 to $+100^{\circ}\text{C}$	25 25
1N4583UR, -1 1N4583AUR, -1	4.0 4.0	0.001 0.001	5 10	0 to $+75^{\circ}\text{C}$ -55 to $+100^{\circ}\text{C}$	25 25
1N4584UR, -1 1N4584AUR, -1	4.0 4.0	0.0005 0.0005	2.5 5	0 to $+75^{\circ}\text{C}$ -55 to $+100^{\circ}\text{C}$	25 25

NOTE 1: The maximum allowable change observed over the entire temperature range i.e., the diode voltage will not exceed the specified mV at any discrete temperature between the established limits, per JEDEC standard No. 5.

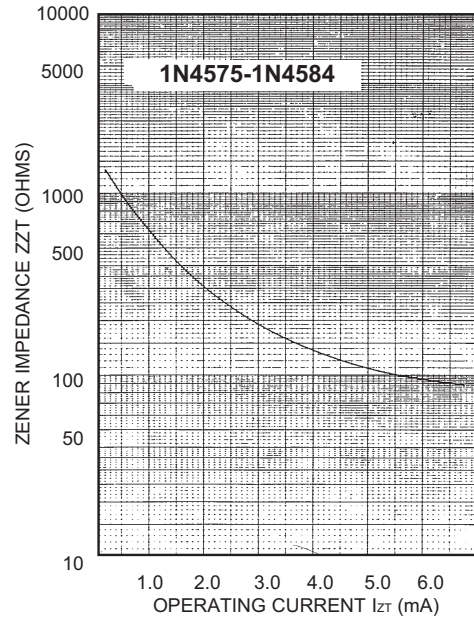
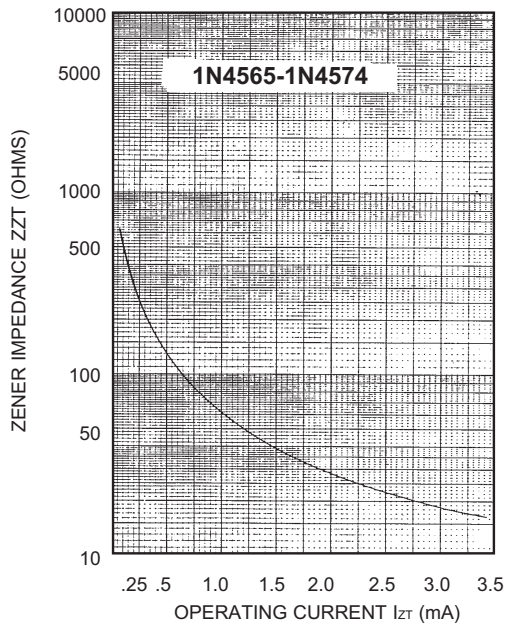
NOTE 2: Zener impedance is derived by superimposing on I_{ZT} A 60Hz rms a.c. current equal to 10% of I_{ZT} .



Graphs



TYPICAL CHANGE OF TEMPERATURE COEFFICIENT WITH CHANGE IN OPERATING CURRENT

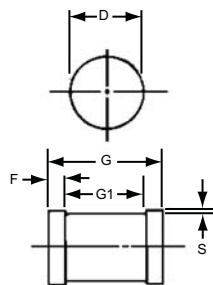


ZENER IMPEDANCE VS. OPERATING CURRENT

1N4565UR thru 1N4584AUR,
1N4565UR- thru 1N4584AUR-1



Outline Drawing



DIM	MILLIMETERS		INCHES	
	MIN	MAX	MIN	MAX
D	1.60	1.70	0.063	0.067
F	0.41	0.55	0.016	0.022
G	3.30	3.70	.130	.146
G1	2.54 REF.		.100 REF.	
S	0.03 MIN.		.001 MIN.	

LEADED DESIGN DATA

CASE: DO – 213AA, Hermetically sealed glass case.
(MELF, SOD-80, LL34)

LEAD FINISH: Tin / Lead

POLARITY: Cathode end is banded.

MOUNTING POSITION: Any.

MOUNTING SURFACE SELECTION: The Axial Coefficient of Expansion (COE) Of this Device is Approximately +6 PPM/°C. The COE of the Mounting Surface System Should Be Selected To Provide A Suitable Match With This Device.

Aeroflex / Metelics, Inc.

975 Stewart Drive,
Sunnyvale, CA 94085
Tel: (408) 737-8181
Fax: (408) 733-7645

Sales: 888-641-SEMI (7364)

Hi-Rel Components

9 Hampshire Street,
Lawrence, MA 01840
Tel: (603) 641-3800
Fax: (978) 683-3264

www.aeroflex.com/metelics-hirelcomponents

www.aeroflex.com/metelics metelics-sales@aeroflex.com

Aeroflex / Metelics, Inc. reserves the right to make changes to any products and services herein at any time without notice. Consult Aeroflex or an authorized sales representative to verify that the information in this data sheet is current before using this product. Aeroflex does not assume any responsibility or liability arising out of the application or use of any product or service described herein, except as expressly agreed to in writing by Aeroflex; nor does the purchase, lease, or use of a product or service from Aeroflex convey a license under any patent rights, copyrights, trademark rights, or any other of the intellectual rights of Aeroflex or of third parties.

Copyright 2010 Aeroflex / Metelics. All rights reserved.

ISO 9001: 2008 certified companies



Our passion for performance is defined by three attributes represented by these three icons: solution-minded, performance-driven and customer-focused.