



Chipsmall Limited consists of a professional team with an average of over 10 year of expertise in the distribution of electronic components. Based in Hongkong, we have already established firm and mutual-benefit business relationships with customers from,Europe,America and south Asia,supplying obsolete and hard-to-find components to meet their specific needs.

With the principle of “Quality Parts,Customers Priority,Honest Operation,and Considerate Service”,our business mainly focus on the distribution of electronic components. Line cards we deal with include Microchip,ALPS,ROHM,Xilinx,Pulse,ON,Everlight and Freescale. Main products comprise IC,Modules,Potentiometer,IC Socket,Relay,Connector.Our parts cover such applications as commercial,industrial, and automotives areas.

We are looking forward to setting up business relationship with you and hope to provide you with the best service and solution. Let us make a better world for our industry!



Contact us

Tel: +86-755-8981 8866 Fax: +86-755-8427 6832

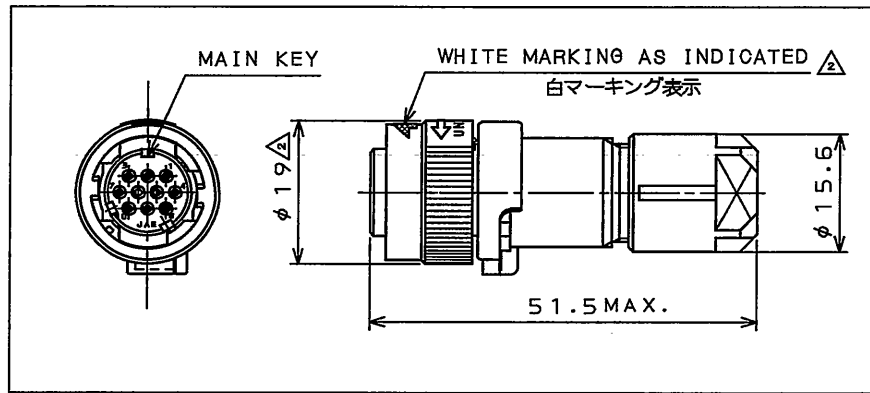
Email & Skype: info@chipsmall.com Web: www.chipsmall.com

Address: A1208, Overseas Decoration Building, #122 Zhenhua RD., Futian, Shenzhen, China

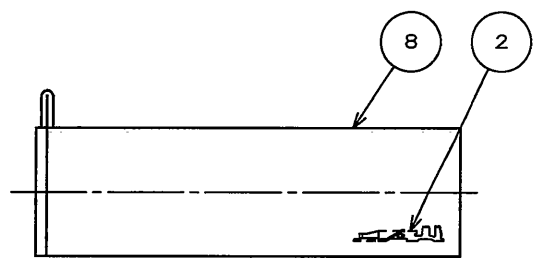


L965E0FS
(ON 0NIMVHQ)台架図

版数 REV.	年月日 DATE	DCN NO.	変更内容 DESCRIPTION	製図 DR.	担当 CHK.	査閲 APPD.	承認 APPD.
2	23.Apr.2004	054908	REVISED FOREM AND ADDED NOTE	M.ABE	E.MATSUMOTO	---	S.NANAO
3	15.Oct.2009	067605	REVISED FORM	---	H.NAKAJIMA	TOKAMURA	E. Matsumoto



ASSEMBLY FORM
組立状態図

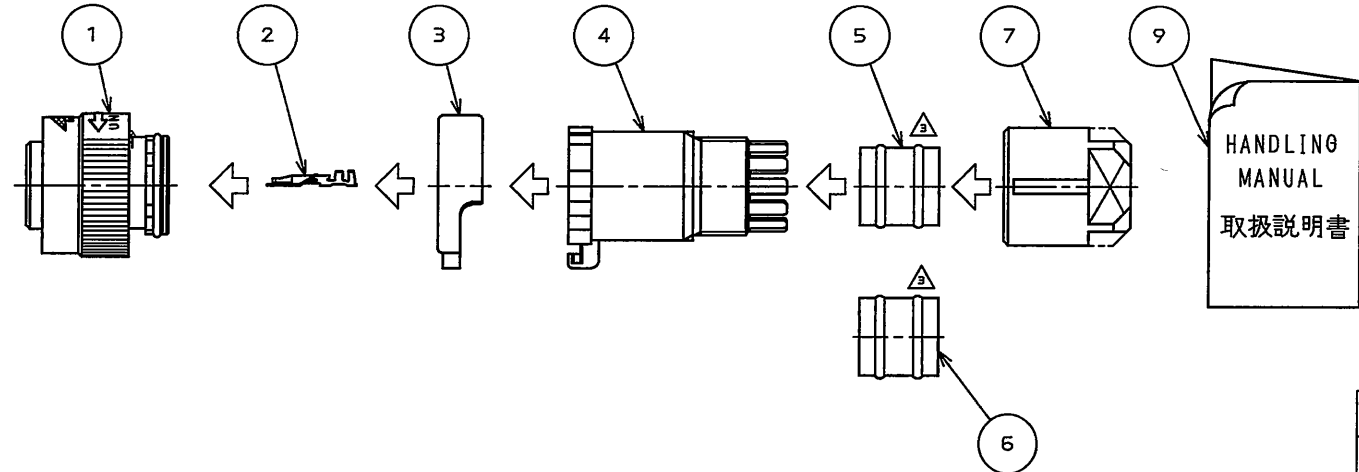


- NOTE1. PLEASE SELECT THE BUSHING USABLE FOR APPLICABLE CABLE SIZE.(SEE TABLE1)
 2. PLEASE REFER THE HANDLING MANUAL ATTACHED WITH THE CONNECTOR FOR CONNECTOR TERMINATION METHOD.
 3. PER THE CUSTOMER-USE DRAWING SJ034679.

- 注1. 適用ケーブル径に合せブッシングを選択下さい。(表1を参照下さい)
 2. コネクタ結線方法は製品に添付されている取扱説明書を参考にして下さい。
 3. 製品図面は、SJ034679による。

TABLE-1【APPLICABLE WIRE DIM.】

BUSHING COLOR ブッシングの色相	APPLICABLE WIRE DIM. 適用ケーブル径
BLACK	φ 5.7 ~ 7.3
GRAY	φ 6.5 ~ 8.0



SPECIFICATION	
NUMBER OF CONTACT	: 10X#22
RATED VOLTAGE	: 200VAC MAX
RATED CURRENT	: 3A MAX. per CONTACT
DIELECTRIC WITHSTANDING VOLTAGE	: 900VAC
INSULATION RESISTANCE	: 1000MΩMIN. (AT 500VDC)
APPLICABLE CABLE	: AWG#21~#25 (NOTE1)
SUBMERSIBLE PROPERTY	: IP67 (MATED)

仕様	
コンタクト	: #22コンタクト 10本
定格電圧	: 200VAC以下
定格電流	: 3A以下/1芯
耐電圧	: 900VAC
絶縁抵抗	: 1000MΩ以上(500VDCにて)
適用ケーブル	: AWG#21~#25(注1)
防水性能	: IP67(嵌合時)

DESIGNATION
命名法
J N 1 D S 1 0 S L K

MODIFICATION NUMBER
(K:CONNECTOR KIT)
モディファイ番号(K:コネクタキット)

CONTACT SIZE(L:#22)
コンタクトサイズ(L:#22)

TERMINATION(S:CRIMPING SOCKET)
結線方法(S:圧着ソケット)

NO. OF CONTACTS(10 CONTACTS)
芯数(10芯)

SHELL SIZE
シェルサイズ

MOUNTING CONFIGURATION(D:STRAIGHT PLUG)
接栓形状(D:ストレートプラグ)

SERIES
シリーズ

9	HANDLING MANUAL	1			
8	CASE	1	SYNTHETIC RESIN		
7	GRUND NUT	1	SYNTHETIC RESIN		COLOR:BLACK
6	BUSHING(GRAY)	1	SYNTHETIC RUBBER		NOTE1
5	BUSHING(BLACK)	1	SYNTHETIC RUBBER		NOTE1
4	ANGLE ENDBELL	1	SYNTHETIC RESIN		COLOR:BLACK
3	ASSEMBLY NUT	1	SYNTHETIC RESIN		
2	SOCKET CONTACT	10	COPPER ALLOY	GOLD PLATING(0.1μmMIN)	SOLD SEPARATELY(NOTE1)
1	CONNECTOR	1	SYNTHETIC RESIN OTHER		COLOR:BLACK
符号 NO.	名称 DESCRIPTION	個数 QTY.	材料 MATERIAL	仕上 FINISH	備考 REMARKS
	仕様書(SPECIFICATION) JACS-5111 J AHL-5111		第1版(ORIGINAL DATE) 13.Apr.2001	尺度(SCALE) 1:1	シリーズ(SERIES) JN1
	公差(GENERAL TOLERANCE)		製図 DR.	名称(TITLE) JN1DS10SLK	
	寸法(DIMENSION)		担当 CHK. E.MATSUMOTO	日本航空電子工業株式会社 JAPAN AVIATION ELECTRONICS INDUSTRY, LTD.	
	角度(ANGLES)		査閲 APPD. S.NANAO		
	. ±0.8 X° ± .X ±0.4 X°X ± .XX ±0.1 .XXX ±		承認 APPD. M.MAJIME		
			質量(MASS)	図面番号(DRAWING NO.) SJ035967	

DOF-0-212F(05.08)

