



Chipsmall Limited consists of a professional team with an average of over 10 year of expertise in the distribution of electronic components. Based in Hongkong, we have already established firm and mutual-benefit business relationships with customers from,Europe,America and south Asia,supplying obsolete and hard-to-find components to meet their specific needs.

With the principle of "Quality Parts,Customers Priority,Honest Operation,and Considerate Service",our business mainly focus on the distribution of electronic components. Line cards we deal with include Microchip,ALPS,ROHM,Xilinx,Pulse,ON,Everlight and Freescale. Main products comprise IC,Modules,Potentiometer,IC Socket,Relay,Connector.Our parts cover such applications as commercial,industrial, and automotives areas.

We are looking forward to setting up business relationship with you and hope to provide you with the best service and solution. Let us make a better world for our industry!



## Contact us

Tel: +86-755-8981 8866 Fax: +86-755-8427 6832

Email & Skype: info@chipsmall.com Web: www.chipsmall.com

Address: A1208, Overseas Decoration Building, #122 Zhenhua RD., Futian, Shenzhen, China



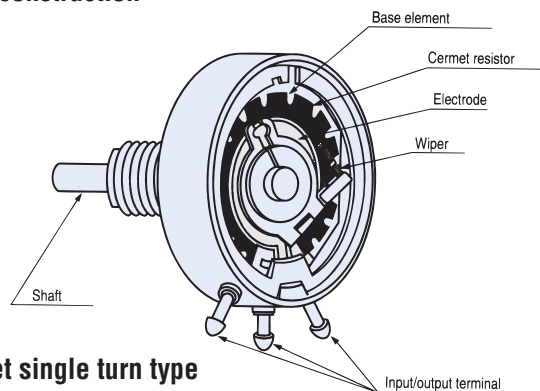
# CERMET SINGLE TURN TYPE

# JP-30

RoHS compliant



## Basic construction



## Cermet single turn type

## FEATURES

- Cost effective (In house comparison)
- High resolution (Essentially infinite)
- RoHS compliant

## PART NUMBER DESIGNATION

JP-30-1k

Series name  
JP-30 : For sensor

Nominal resistance value (Ω)  
500, 1 k, 2 k, 5 k, 10 k, 20 k, 50 k, 100 k

## STANDARD SPECIFICATIONS

Item	Part number	JP-30
Resistance tolerance	%	± 2
Resolution		Essentially infinite
Independent linearity	%	± 0.5
Effective electrical angle		300° ± 1°
Mechanical angle		360° continuous
Power rating (at 40 °C)	W	1.5
Dielectric strength	Vrms	1000 1 min
Insulation resistance	MΩ minimum	1000 (at DC500 V)
Rotational torque	mN·m {gf·cm}	2.94 {30} maximum
Peak noise		2 % or 100 Ω, whichever is greater
Temp. coefficient of resistance	10 <sup>-6</sup> /°C	± 150
Operating temp. range	°C	-55 ~ 85
Maximum rotational speed	r/min	150
Rotational life		3 million revolution
Net weight	g	Approx. 26
Strength of tighten screw		0.98 N·m {10 kgf·cm} maximum

\* Perform soldering of the terminals at 380 °C for no more three seconds, and avoid applying excess heat. Also, avoid applying outside force to the terminals.  
In case of using multiturn potentiometers, when rotating the shaft to the mechanical limit, apply torque below the strength of the stopper. Also, give due consideration to thrust and radial loading.

# JP-30 POTENTIOMETERS

## LIST OF PART NUMBERS

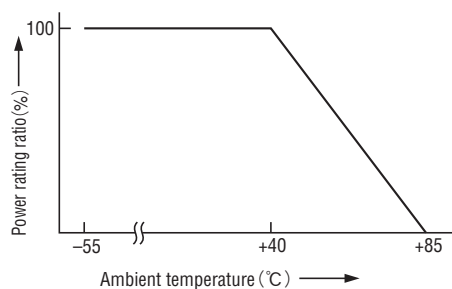
Application	Series name	Nominal resistance value	Part number
For sensor	JP-30	500 Ω	JP-30 500
		1 kΩ	JP-30 1 k
		2 kΩ	JP-30 2 k
		5 kΩ	JP-30 5 k
		10 kΩ	JP-30 10 k
		20 kΩ	JP-30 20 k
		50 kΩ	JP-30 50 k
		100 kΩ	JP-30 100 k

※ Verify the above part numbers when placing orders.

## NOMINAL RESISTANCE VALUE · RATED VOLTAGE · RATED CURRENT

Nominal resistance value (Ω)	JP-30	
	Rated voltage (V)	Rated current (mA)
500	27.3	54.7
1 k	38.7	38.7
2 k	54.7	27.3
5 k	86.6	17.3
10k	122	12.2
20 k	173	8.66
50 k	273	5.47
100 k	387	3.87

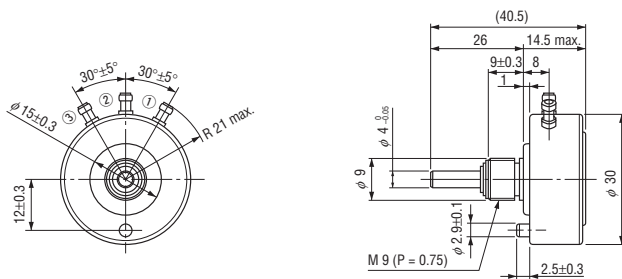
## RATED POWER DERATING CURVE



## OUTLINE DIMENSIONS

Unless otherwise specified, tolerance: ± 0.5 (Unit: mm)

### JP-30 For sensor



### (Accessories)

