



Chipsmall Limited consists of a professional team with an average of over 10 year of expertise in the distribution of electronic components. Based in Hongkong, we have already established firm and mutual-benefit business relationships with customers from,Europe,America and south Asia,supplying obsolete and hard-to-find components to meet their specific needs.

With the principle of “Quality Parts,Customers Priority,Honest Operation,and Considerate Service”,our business mainly focus on the distribution of electronic components. Line cards we deal with include Microchip,ALPS,ROHM,Xilinx,Pulse,ON,Everlight and Freescale. Main products comprise IC,Modules,Potentiometer,IC Socket,Relay,Connector.Our parts cover such applications as commercial,industrial, and automotives areas.

We are looking forward to setting up business relationship with you and hope to provide you with the best service and solution. Let us make a better world for our industry!



## Contact us

Tel: +86-755-8981 8866 Fax: +86-755-8427 6832


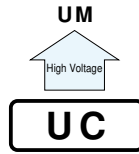
Email & Skype: info@chipsmall.com Web: www.chipsmall.com

Address: A1208, Overseas Decoration Building, #122 Zhenhua RD., Futian, Shenzhen, China



## UC Radial Lead Type series

- Excellent in voltage holding property.
- Suitable for quick charge and discharge.
- Wide temperature range (-25 to +70°C).
- Compliant to the RoHS directive (2002/95/EC).

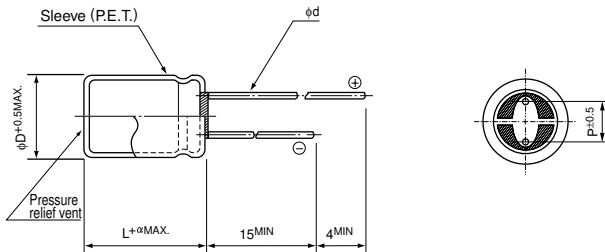


Products which are scheduled to be discontinued.  
Not recommended for new designs

### Specifications

Item	Performance Characteristics		
Category Temperature Range	-25 to +70°C		
Rated Voltage Range	2.5V		
Rated Capacitance Range	0.47 to 47F See Note		
Capacitance Tolerance	±20% (20°C)		
Leakage Current	0.5C (mA) [ C : Rated Capacitance(F) ] (After 30 minutes' application of rated voltage, 2.5V)		
Stability at Low Temperature	Capacitance (-25°C) / Capacitance (+20°C) × 100 ≥ 70%		
ESR, DCR*	Refer to the list below (20°C). *DC internal resistance		
Endurance	The specifications listed at right shall be met when the capacitors are restored to 20°C after the rated voltage is applied for 1000 hours at 70°C.	Capacitance change	Within ±30% of the initial capacitance value
		ESR	300% or less than the initial specified value
		Leakage current	Less than or equal to the initial specified value
Shelf Life	The specifications listed at right shall be met when the capacitors are restored to 20°C after storing the capacitors under no load for 1000 hours at 70°C.	Capacitance change	Within ±30% of the initial capacitance value
		ESR	300% or less than the initial specified value
		Leakage current	Less than or equal to the initial specified value
Marking	Printed with white color letter on black sleeve.		

### Drawing



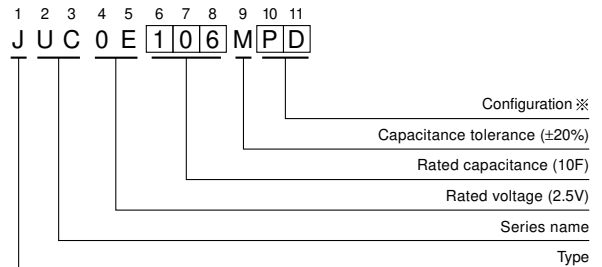
	(mm)					
φD	6.3	8	10	12.5	16	18
P	2.5	3.5	5.0	5.0	7.5	7.5
φd	0.5	0.6	0.6 <sup>※1</sup>	0.6 <sup>※2</sup>	0.8	0.8

※1 In case φ10 × 40, lead dia φd=0.8

※2 In case L>25 for the φ12.5 dia unit, lead dia φd=0.8

• Please refer to page 20 for end seal configuration.

### Type numbering system (Example : 2.5V 10F φ10×40L)



※ Configuration

φ D	Pb-free lead finishing Pb-free PET sleeve
6.3	ED
8 · 10	PD
12.5 to 18	HD

### Dimensions

Rated Voltage (Code)	Rated Capacitance (F)	Code	ESR (Ω) (at 1kHz)	DCR (Ω)	Case size φ D × L (mm)
2.5V (0E)	0.47	474	7	11	6.3 × 9
	1.0	105	2	5	8 × 11.5
	2.2	225	2	2	8 × 20
	3.3	335	1	1.5	10 × 20
	4.7	475	0.5	1	12.5 × 20
	10	106	0.2	0.5	12.5 × 31.5
	10	106	0.2	0.5	10 × 40
	22	226	0.2	0.3	16 × 31.5
	33	336	0.1	0.2	18 × 31.5
47	476	0.1	0.2	18 × 40	

Note :

The capacitance calculated from discharge time (ΔT) with constant current (i) after 30minute charge with rated voltage (2.5V).

The discharge current (i) is 0.01 × F (rated capacitance).

A discharge time (ΔT) measured between 2V and 1V with constant current.

The capacitance calculated below.

$$\text{Capacitance (F)} = i \times \Delta T$$