



Chipsmall Limited consists of a professional team with an average of over 10 year of expertise in the distribution of electronic components. Based in Hongkong, we have already established firm and mutual-benefit business relationships with customers from,Europe,America and south Asia,supplying obsolete and hard-to-find components to meet their specific needs.

With the principle of "Quality Parts,Customers Priority,Honest Operation,and Considerate Service",our business mainly focus on the distribution of electronic components. Line cards we deal with include Microchip,ALPS,ROHM,Xilinx,Pulse,ON,Everlight and Freescale. Main products comprise IC,Modules,Potentiometer,IC Socket,Relay,Connector.Our parts cover such applications as commercial,industrial, and automotives areas.

We are looking forward to setting up business relationship with you and hope to provide you with the best service and solution. Let us make a better world for our industry!



Contact us

Tel: +86-755-8981 8866 Fax: +86-755-8427 6832

Email & Skype: info@chipsmall.com Web: www.chipsmall.com

Address: A1208, Overseas Decoration Building, #122 Zhenhua RD., Futian, Shenzhen, China



Features:

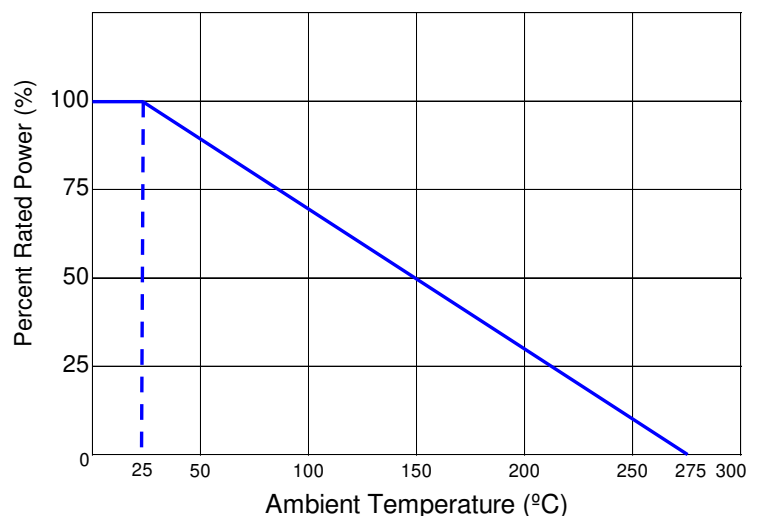
- Aluminum housing for maximum heat dissipation
- Complete welded construction
- 10-50W tinned copper terminals
- 100–250W threaded terminals
- Centerless ground steatite or alumina cores
- Molded epoxy body for heat transfer
- Non-inductive winding available (NKAL)
- Suitable for electrical component grade wash process and can be conformally coated or potted
- RoHS compliant / lead-free



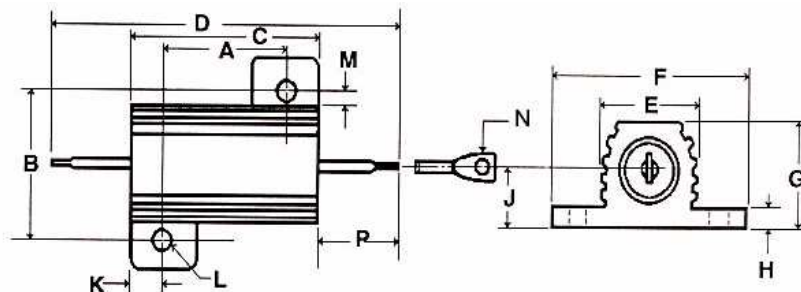
Electrical Specifications								
Type / Code	MIL-R-26 Ref.	Power Rating (Watts @ 25°C)		Dielectric Withstanding Voltage	TCR (ppm/°C)	Ohmic Range (Ω) and Tolerance		
		Commercial	MIL			0.1%	0.5%	1%, 3%, 5%
KAL10	RE-65	12.5W	10W	1,000 VAC	$<0.1\Omega = \pm 100\text{ppm}$ $0.1\Omega - 9.9\Omega = \pm 50\text{ppm}$ $10\Omega - 49\Omega = \pm 30\text{ppm}$ $>50\Omega = \pm 20\text{ppm}$	1 - 1K	1 - 1K	0.05 - 30K
KAL25	RE-70	25W	20W	3,000 VAC				0.05 - 51.1K
KAL50	RE-75	50W	30W	2,500 VAC		-	1 - 500	0.05 - 150K
KAL100	RE-77	100W	75W					0.1 - 3K
KAL250	RE-80	250W	120W					0.1 - 3K
NKAL10	-	12.5W	-	1,000 VAC	$<0.1\Omega = \pm 100\text{ppm}$ $0.1\Omega - 9.9\Omega = \pm 50\text{ppm}$ $10\Omega - 49\Omega = \pm 30\text{ppm}$ $>50\Omega = \pm 20\text{ppm}$	1 - 499	1 - 499	0.05 - 15K
NKAL25		25W		3,000 VAC				0.05 - 24.9K
NKAL50		50W		2,500 VAC		-	1 - 249	0.05 - 75K
NKAL100		100W						0.1 - 1.5K
NKAL250		250W						0.1 - 1.5K

Performance Characteristics		
Test	Test Conditions	Results
Short time Overload	5x wattage rating - 5 seconds	$\Delta R \pm (0.5\% + 0.05\Omega)$ MAX
Moisture resistance	Temp 40°C moisture 95% CDC 100V for 500 hours	$\Delta R \pm (0.5\% + 0.05\Omega)$ MAX
Load life	Load rating (chasis is mounted) 1.5 hours ON, 0.5 hours OFF. Repeated for 1000 hours	$\Delta R \pm (1.5\% + 0.05\Omega)$ MAX

Power Derating Curve:

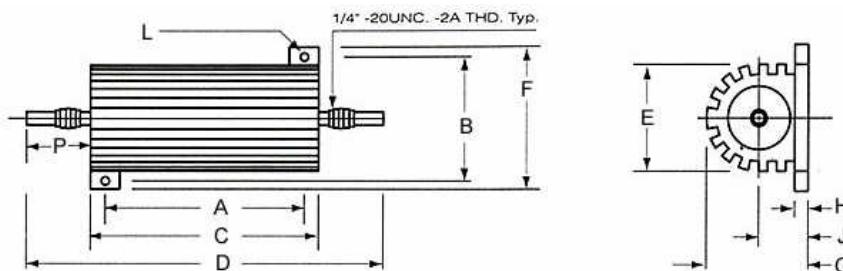


Mechanical Specifications – KAL/NKAL10, 25, 50



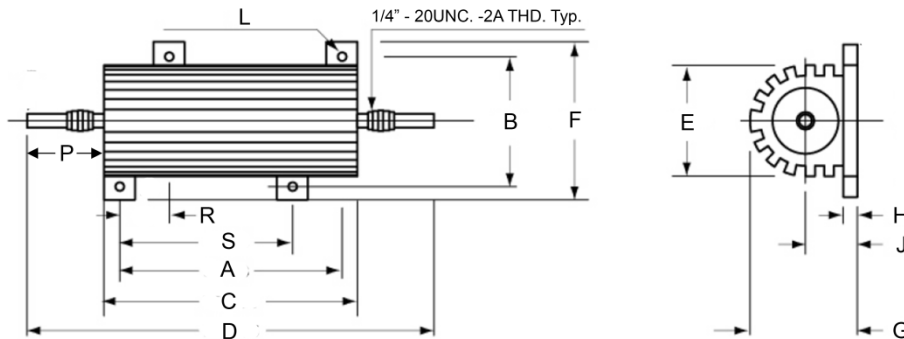
Type	A	B	C	D	E	F	G	Unit
KAL/NKAL10	0.562 ± 0.005	0.625 ± 0.005	0.750 ± 0.031	1.375 ± 0.062	0.420 ± 0.015	0.800 ± 0.015	0.390 ± 0.031	inches
	14.27 ± 0.13	15.88 ± 0.13	19.05 ± 0.79	34.93 ± 1.57	10.67 ± 0.38	20.32 ± 0.38	9.91 ± 0.79	mm
KAL/NKAL25	0.719 ± 0.005	0.781 ± 0.005	1.062 ± 0.031	1.938 ± 0.062	0.550 ± 0.015	1.080 ± 0.015	0.546 ± 0.031	inches
	18.26 ± 0.13	19.84 ± 0.13	26.97 ± 0.79	49.23 ± 1.57	13.97 ± 0.38	27.43 ± 0.38	13.87 ± 0.79	mm
KAL/NKAL50	1.563 ± 0.005	0.844 ± 0.005	1.968 ± 0.031	2.781 ± 0.062	0.630 ± 0.015	1.140 ± 0.015	0.610 ± 0.031	inches
	39.70 ± 0.13	21.44 ± 0.13	49.99 ± 0.79	70.64 ± 1.57	16.00 ± 0.38	28.96 ± 0.38	15.49 ± 0.79	mm
Type	H	J	K	L	M	N	P	Unit
KAL/NKAL10	0.075 ± 0.010	0.190 ± 0.015	0.093 ± 0.010	0.093 ± 0.005	0.102 ± 0.015	0.086 ± 0.005	0.312 ± 0.062	inches
	1.91 ± 0.25	4.83 ± 0.38	2.36 ± 0.25	2.36 ± 0.13	2.59 ± 0.38	2.18 ± 0.13	7.92 ± 1.57	mm
KAL/NKAL25	0.088 ± 0.010	0.260 ± 0.015	0.172 ± 0.010	0.125 ± 0.005	0.115 ± 0.015	0.086 ± 0.005	0.438 ± 0.062	inches
	2.24 ± 0.25	6.60 ± 0.38	4.37 ± 0.25	3.18 ± 0.13	2.92 ± 0.38	2.18 ± 0.13	11.13 ± 1.57	mm
KAL/NKAL50	0.088 ± 0.010	0.300 ± 0.015	0.196 ± 0.010	0.125 ± 0.005	0.107 ± 0.015	0.086 ± 0.005	0.410 ± 0.062	inches
	2.24 ± 0.25	7.62 ± 0.38	4.98 ± 0.25	3.18 ± 0.13	2.72 ± 0.38	2.18 ± 0.13	10.41 ± 1.57	mm

Mechanical Specifications – KAL/NKAL100



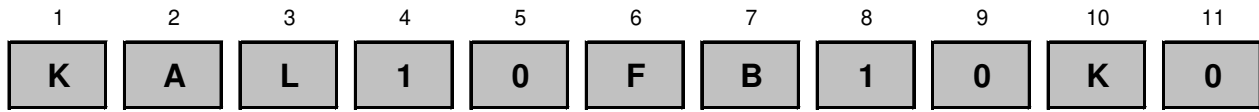
Type	A	B	C	D	E	F	Unit
KAL/NKAL100	2.717 ± 0.079	2.362 ± 0.039	3.504 ± 0.039	5.315 ± 0.039	1.811 ± 0.039	2.756 ± 0.039	inches
	69.00 ± 2.00	60.00 ± 1.00	89.00 ± 1.00	135.00 ± 1.00	46.00 ± 1.00	70.00 ± 1.00	mm
	G	H	J	L	P	Unit	
	1.752 ± 0.039	0.187 ± 0.031	0.748 ± 0.020	0.197 ± 0.012	0.906 ± 0.079	inches	
	44.50 ± 1.00	4.75 ± 0.79	19.00 ± 0.50	5.00 ± 0.30	23.00 ± 2.00	mm	

Mechanical Specifications – KAL/NKAL250



Type	A	B	C	D	E	F	G	Unit
KAL/NKAL250	3.858 ± 0.079 98.00 ± 2.00	2.520 ± 0.039 64.00 ± 1.00	4.488 ± 0.039 114.00 ± 1.00	6.102 ± 0.039 155.00 ± 1.00	2.087 ± 0.039 53.00 ± 1.00	3.031 ± 0.039 77.00 ± 1.00	2.185 ± 0.039 55.50 ± 1.00	inches mm
	H	J	L	P	R	S	Unit	
	0.250 ± 0.031 6.35 ± 0.79	0.984 ± 0.020 25.00 ± 0.50	0.197 ± 0.012 5.00 ± 0.30	0.827 ± 0.079 21.00 ± 2.00	0.866 22.00	3.071 78.00	inches mm	

How to Order



Product Series		Size	Power	Tolerance		Packaging				Resistance Value
KAL	Standard	10	10W	Code	Tol	Code	Description	Size	MOQ	Four characters with the multiplier used as the decimal holder. "L" used as multiplier of 10 ⁻³ for any value under 0.1 ohm. 0.05 ohm = 50L0 0.4 ohm = R400 1 ohm = 1R00 30 Kohm = 30K0
NKAL	Non-inductive	25	25W	B	0.1%	B	Bulk	10	250	
		50	50W	D	0.5%			25	250	
		100	100W	F	1%			50	250	
		250	250W	H	3%			100	60	
				J	5%			250	30	