



Chipsmall Limited consists of a professional team with an average of over 10 year of expertise in the distribution of electronic components. Based in Hongkong, we have already established firm and mutual-benefit business relationships with customers from,Europe,America and south Asia,supplying obsolete and hard-to-find components to meet their specific needs.

With the principle of “Quality Parts,Customers Priority,Honest Operation,and Considerate Service”,our business mainly focus on the distribution of electronic components. Line cards we deal with include Microchip,ALPS,ROHM,Xilinx,Pulse,ON,Everlight and Freescale. Main products comprise IC,Modules,Potentiometer,IC Socket,Relay,Connector.Our parts cover such applications as commercial,industrial, and automotives areas.

We are looking forward to setting up business relationship with you and hope to provide you with the best service and solution. Let us make a better world for our industry!



Contact us

Tel: +86-755-8981 8866 Fax: +86-755-8427 6832

Email & Skype: info@chipsmall.com Web: www.chipsmall.com

Address: A1208, Overseas Decoration Building, #122 Zhenhua RD., Futian, Shenzhen, China





SERIES KAS SWITCHES

SLIDE DIP SWITCHES

TACT SWITCHES

NAVIGATION SWITCHES

PUSHBUTTON SWITCHES

TOGGLE SWITCHES

ROCKER SWITCHES

SLIDE SWITCHES

SNAP-ACTION SWITCHES


DIP SWITCHES

KEYLOCK SWITCHES

ROTARY SWITCHES

DETECTOR SWITCHES

CAP. OPTIONS



FEATURES & BENEFITS

- ▶ Available in 2 to 12 positions
- ▶ Tape seal option
- ▶ Vertical & right angle options

APPLICATIONS/MARKETS

- ▶ Garage door openers
- ▶ Test & instrumentation
- ▶ Telecommunications
- ▶ Controller application

SPECIFICATIONS

Switch Function:	SPST, 2 thru 12 positions (except position 11)
Contact Rating:	Switch: 25mA @ 24V DC Carry: 100mA @ 50V DC
Insulation Resistance:	100 MΩ Min. @ 500V DC
Contact Resistance:	Initial: 50 mΩ typical @ 2-4V DC @ 100mA After Life: 100mΩ typical @ 2-4 DC @ 100mA
Operating Life:	2,000 make-and-break cycles, each circuit
Operating Force:	1000 gf max.
Travel (Actuator):	2.0 mm typical
Dielectric Strength:	500V RMS min. @ sea level between adjacent terminals
Temperature Range:	Operating/Storage: -40° C to 85° C
Vibration:	To MIL-STD-202F, Method 201 A
Shock:	To MIL-STD-202F, Method 213B, Condition A
Soldering Recommendations:	Wave: 500 F (260 C) for 5s max; Hand: 30W soldering iron @ 608 F (320 C) for 2s typical. Keep all switches in the "OFF" position during soldering and cleaning process.

MATERIALS

Housing and Actuator:	Glass filled polyester (PBT) UL94-V0
Contacts:	Phosphor Bronze with gold plate over nickel plate
Terminals:	Phosphor Bronze with gold plate over nickel plate
Tape:	Mylar

PACKAGING

Switches are supplied in standard IC tubes with all poles in the "OFF" position.

HOW TO ORDER

SERIES	MODEL NO.	TERMINATION	CIRCUIT	NO. OF POSITIONS	ACTUATOR	SEAL
KA	S = Slide Type	1 = PC Pin 2 = Right Angle PC Pin	1 = SPST	02 03 04 05 06 07 08 09 10 12	R = Recessed Act. E = Extended Act.	(None) = Std. Unsealed T = Top Tape Sealed

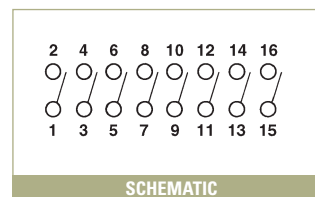
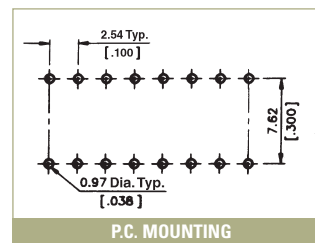
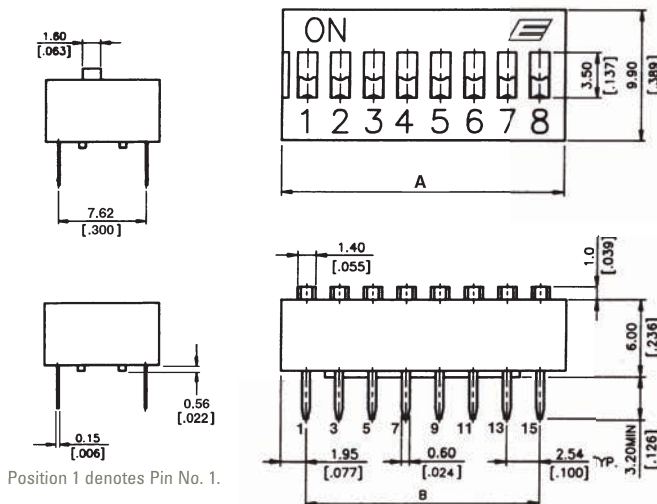

▶ ▶ ▶ Example Ordering Number
KA-S-1-1-04-R-T

Specifications subject to change without notice.

TERMINATION OPTIONS

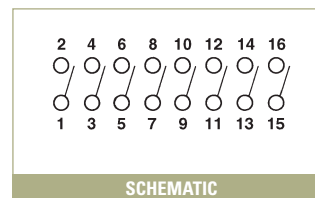
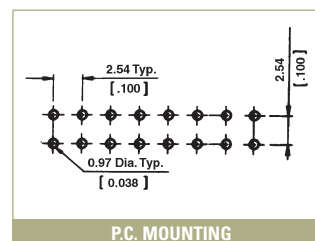
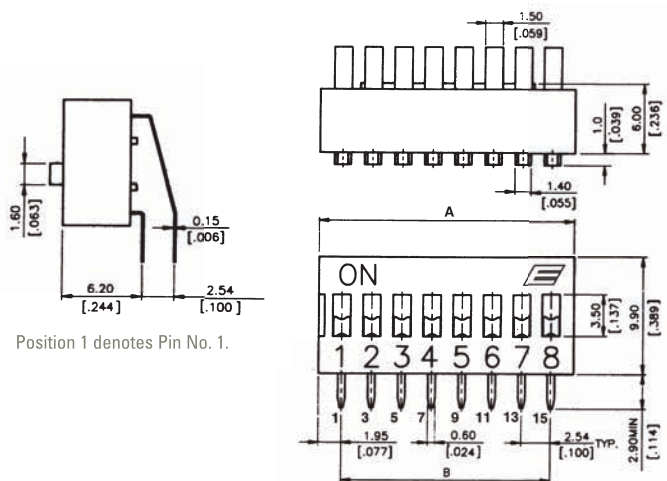
KAS

1 PC PIN



KAS


2 RIGHT ANGLE PC PIN




Positions:	2	3	4	5	6	7	8	9	10	12
"A"	6.44	8.98	11.52	14.06	16.6	19.14	21.68	24.22	26.76	31.84
Dimension:	(.254)	(.354)	(.454)	(.554)	(.654)	(.754)	(.854)	(.954)	(1.054)	(1.254)
"B"	2.54	5.08	7.62	10.16	12.7	15.24	17.78	20.32	22.86	27.94
Dimension:	(.100)	(.200)	(.300)	(.400)	(.500)	(.600)	(.700)	(.800)	(.900)	(1.100)

ACTUATOR OPTIONS

R RECESSED




E EXTENDED



SEAL OPTIONS

R TOP TAPE SEALED



ET TOP TAPE SEALED

