



Chipsmall Limited consists of a professional team with an average of over 10 year of expertise in the distribution of electronic components. Based in Hongkong, we have already established firm and mutual-benefit business relationships with customers from,Europe,America and south Asia,supplying obsolete and hard-to-find components to meet their specific needs.

With the principle of “Quality Parts,Customers Priority,Honest Operation,and Considerate Service”,our business mainly focus on the distribution of electronic components. Line cards we deal with include Microchip,ALPS,ROHM,Xilinx,Pulse,ON,Everlight and Freescale. Main products comprise IC,Modules,Potentiometer,IC Socket,Relay,Connector.Our parts cover such applications as commercial,industrial, and automotives areas.

We are looking forward to setting up business relationship with you and hope to provide you with the best service and solution. Let us make a better world for our industry!



Contact us

Tel: +86-755-8981 8866 Fax: +86-755-8427 6832

Email & Skype: info@chipsmall.com Web: www.chipsmall.com

Address: A1208, Overseas Decoration Building, #122 Zhenhua RD., Futian, Shenzhen, China



Glass Passivated Bridge Rectifiers




SMD Diodes Specialist

KBL4005-G Thru. KBL410-G

Reverse Voltage: 50 to 1000V

Forward Current: 4.0Amperes

RoHS Device

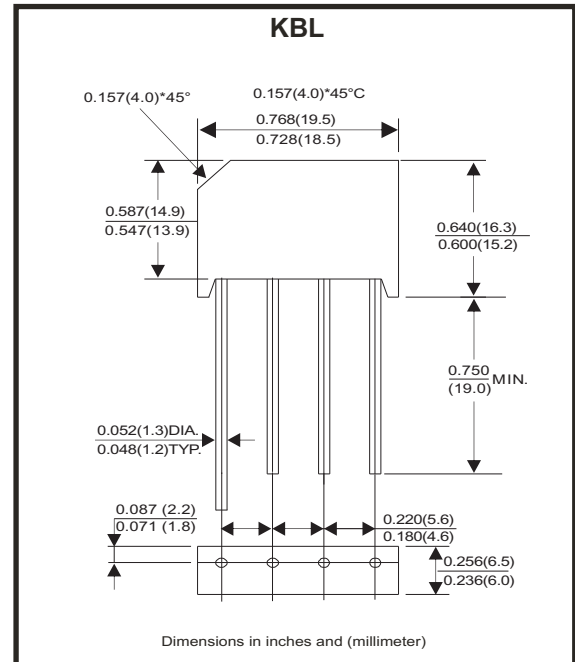


Features

- Surge overload rating - 125 amperes peak.
- Ideal for printed circuit board.

Mechanical Data

- Epoxy: U/L 94-V0 rate flame retardant.
- Case: Molded plastic, KBL
- Mounting position: Any
- Weight: 5.04grams



Maximum ratings and electrical characteristics

Rating at 25 °C ambient temperature unless otherwise specified.
 Single phase, half wave ,60Hz, resistive or inductive load.
 For capacitive load, derate current by 20%

Parameter	Symbol	KBL 4005-G	KBL 401-G	KBL 402-G	KBL 404-G	KBL 406-G	KBL 408-G	KBL 410-G	Unit
Maximum Reverse Peak Repetitive Voltage	V _{RRM}	50	100	200	400	600	800	1000	V
Maximum RMS Bridge Input Voltage	V _{RMS}	35	70	140	280	420	560	700	V
Maximum DC Blocking Voltage	V _{DC}	50	100	200	400	600	800	1000	V
Maximum Average Forward Output Current at 50°C T _A (Note 1)	I <sub(av)< sub=""></sub(av)<>	4.0							A
Peak Forward Surge Current , 8.3ms Single Half Sine-Wave Super Imposed On Rated Load	I _{FSM}	125							A
Maximum Forward Voltage Drop Per Element at 4.0A Peak	V _F	1.1							V
Maximum Reverse Current at Rate DC Blocking Voltage	I _R	10.0							μA
Maximum Reverse Current At Rate DC Blocking Voltage and 150°C T _A	I _R	1.0							mA
Operating Temperature Range	T _J	-55 to +150							°C
Storage Temperature Range	T _{STG}	-55 to +150							°C

Notes:

1. Mounting conditions, 0.5" lead length maximum.

Glass Passivated Bridge Rectifiers



SMD Diodes Specialist

Rating and Characteristics Curves (KBL4005-G Thru. KBL410-G)

Fig.1- Derating Curve Output Rectified Current

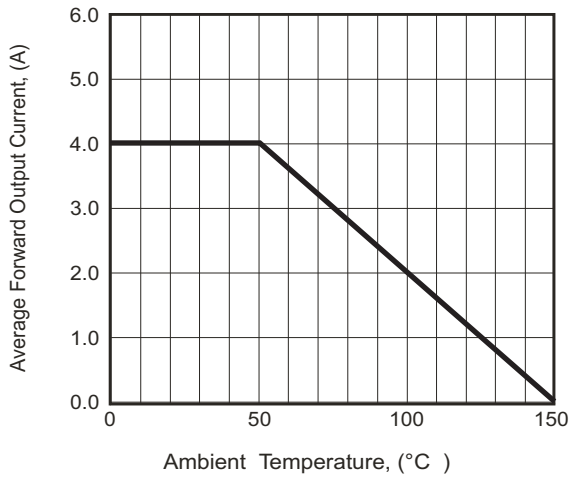


Fig.2- Maximum Forward Surge Current

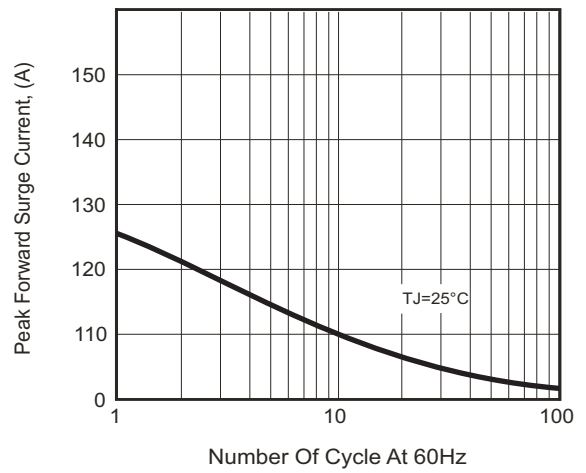


Fig.3- Typical Forward Characteristics

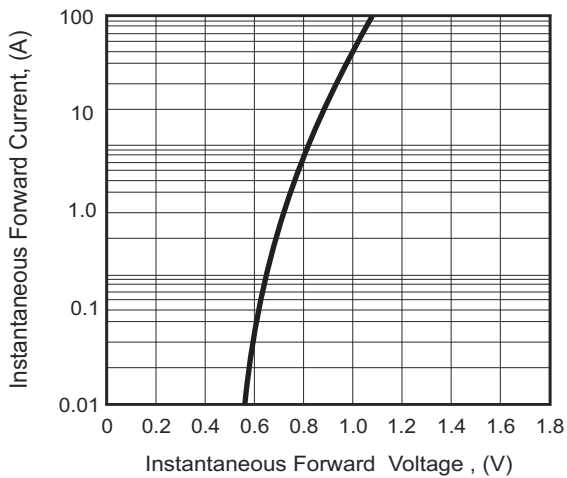
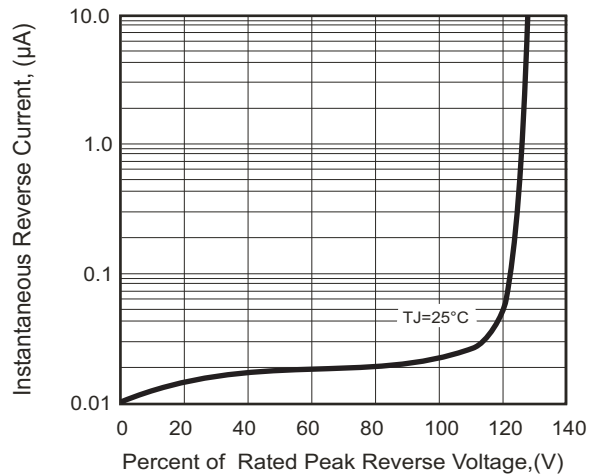
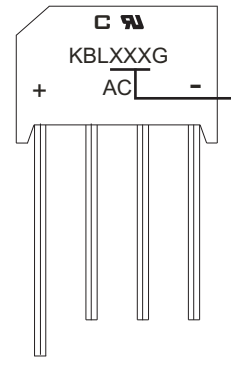


Fig.4- Typical Reverse Characteristics



Marking Code

Part Number	Marking code
KBL4005-G	KBL005
KBL401-G	KBL01
KBL402-G	KBL02
KBL404-G	KBL04
KBL406-G	KBL06
KBL408-G	KBL08
KBL410-G	KBL10



XX / XXX = Product type marking code
 C = Compchip Logo

Standard Package

Case Type	BULK PACK		
	Box (EA)	Box / Carton (EA)	CARTON (EA)
KBL	500	6	3000