



Chipsmall Limited consists of a professional team with an average of over 10 year of expertise in the distribution of electronic components. Based in Hongkong, we have already established firm and mutual-benefit business relationships with customers from,Europe,America and south Asia,supplying obsolete and hard-to-find components to meet their specific needs.

With the principle of “Quality Parts,Customers Priority,Honest Operation,and Considerate Service”,our business mainly focus on the distribution of electronic components. Line cards we deal with include Microchip,ALPS,ROHM,Xilinx,Pulse,ON,Everlight and Freescale. Main products comprise IC,Modules,Potentiometer,IC Socket,Relay,Connector.Our parts cover such applications as commercial,industrial, and automotives areas.

We are looking forward to setting up business relationship with you and hope to provide you with the best service and solution. Let us make a better world for our industry!



Contact us

Tel: +86-755-8981 8866 Fax: +86-755-8427 6832

Email & Skype: info@chipsmall.com Web: www.chipsmall.com

Address: A1208, Overseas Decoration Building, #122 Zhenhua RD., Futian, Shenzhen, China



Single Phase Silicon Bridge Rectifier

$V_{RRM} = 50\text{ V} - 400\text{ V}$
 $I_O = 50\text{ A}$

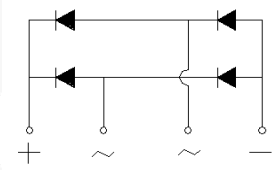
Features

- High efficiency
- Silicon junction
- Metal case
- Types from 50 V to 400 V V_{RRM}
- Not ESD Sensitive

Mechanical Data

Case: Mounted in the bridge encapsulation
 Mounting: Hole for #10 screw
 Polarity: Marked on case

KBPC-T/W Package



Maximum ratings at $T_c = 25\text{ }^\circ\text{C}$, unless otherwise specified (KBPCXXXXT uses KBPC-T package while KBPCXXXXW uses KBPC-W package)

Parameter	Symbol	Conditions	KBPC50005T/W	KBPC5001T/W	KBPC5002T/W	KBPC5004T/W	Unit
Repetitive peak reverse voltage	V_{RRM}		50	100	200	400	V
RMS reverse voltage	V_{RMS}		35	70	140	280	V
DC blocking voltage	V_{DC}		50	100	200	400	V
Operating temperature	T_j		-55 to 150	-55 to 150	-55 to 150	-55 to 150	$^\circ\text{C}$
Storage temperature	T_{stg}		-55 to 150	-55 to 150	-55 to 150	-55 to 150	$^\circ\text{C}$

Electrical characteristics at $T_c = 25\text{ }^\circ\text{C}$, unless otherwise specified

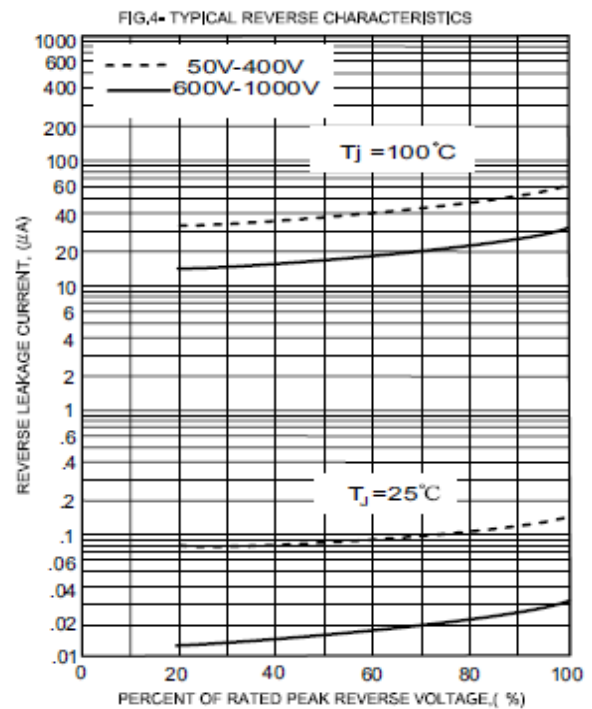
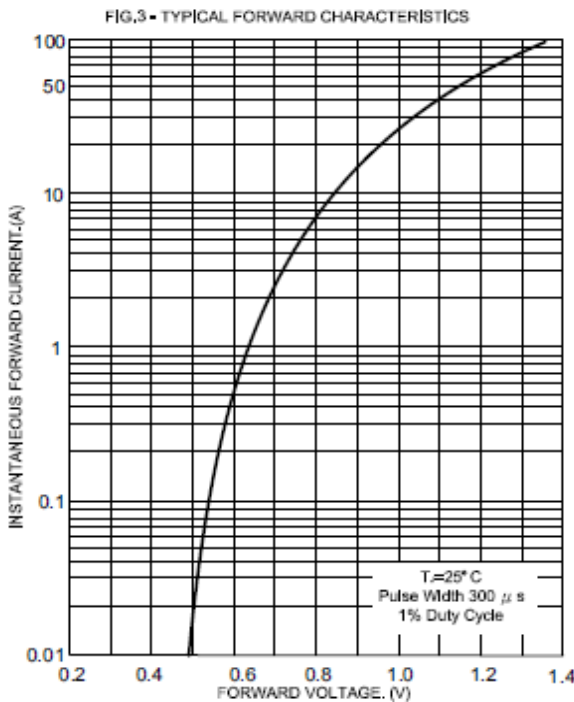
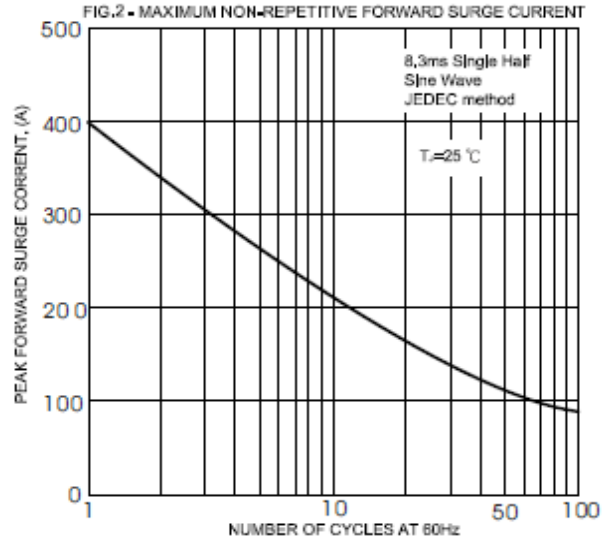
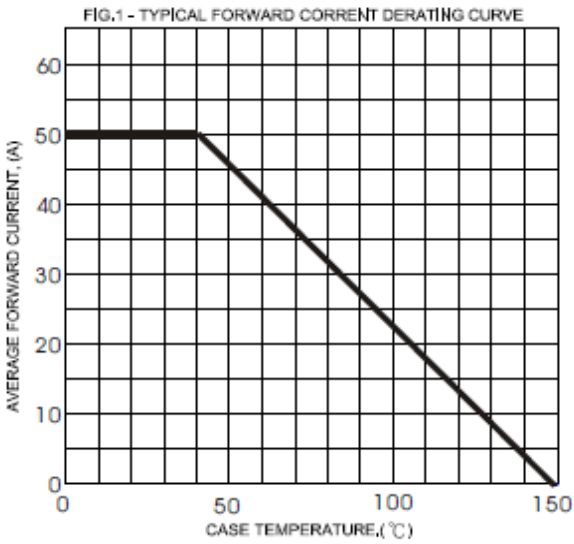
Single phase, half sine wave, 60 Hz, resistive or inductive load
 For capacitive load derate current by 20%

Parameter	Symbol	Conditions	KBPC50005T/W	KBPC5001T/W	KBPC5002T/W	KBPC5004T/W	Unit
Maximum average forward rectified current	I_O	$T_c = 40\text{ }^\circ\text{C}$	50	50	50	50	A
Peak forward surge current	I_{FSM}	8.3 ms half sine-wave	400	400	400	400	A
Maximum instantaneous forward voltage per leg	V_F	$I_F = 25.0\text{ A}$	1.1	1.1	1.1	1.1	V
Maximum DC reverse current at rated DC blocking voltage per leg	I_R	$T_c = 25\text{ }^\circ\text{C}$	5	5	5	5	μA
		$T_c = 100\text{ }^\circ\text{C}$	500	500	500	500	

Thermal characteristics

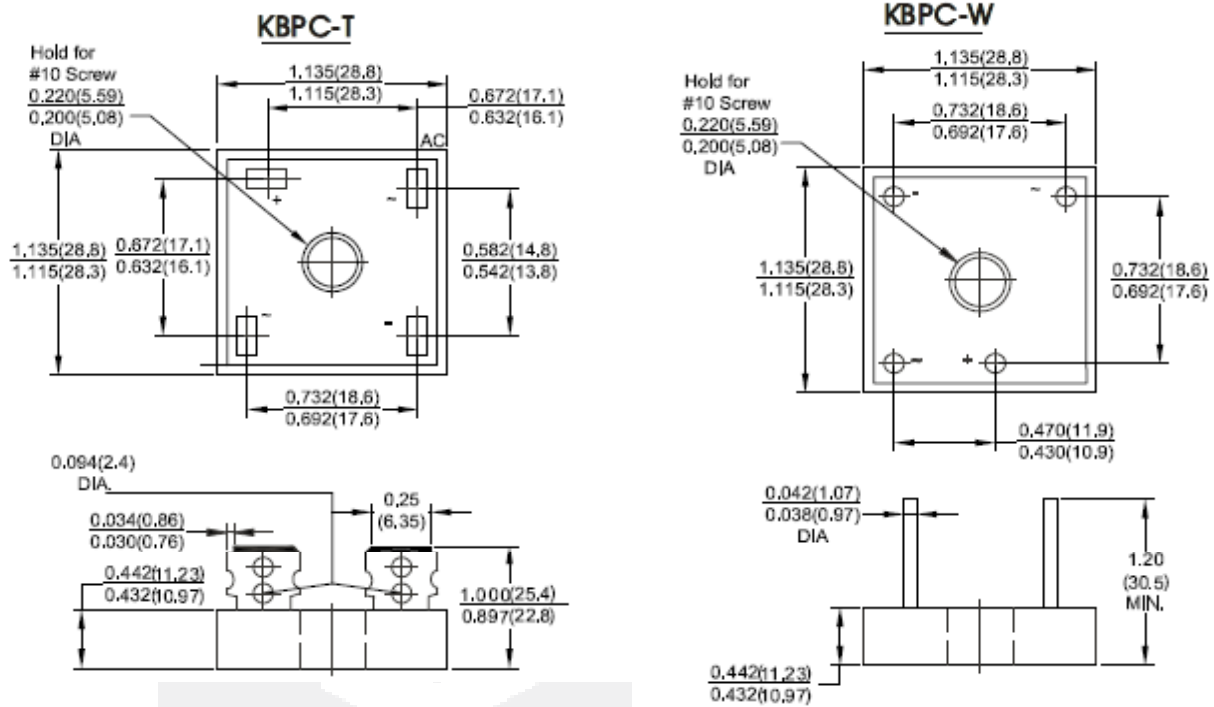
Parameter	Symbol	Conditions	KBPC50005T/W	KBPC5001T/W	KBPC5002T/W	KBPC5004T/W	Unit
Typical thermal resistance per leg ¹	$R_{\theta JA}$		2.5	2.5	2.5	2.5	$^\circ\text{C/W}$

¹ - Thermal resistance from Junction to Ambient on P.C. board mounting



Package dimensions and terminal configuration

Product is marked with part number and terminal configuration.



Dimensions in inches and (millimeters)

