



Chipsmall Limited consists of a professional team with an average of over 10 year of expertise in the distribution of electronic components. Based in Hongkong, we have already established firm and mutual-benefit business relationships with customers from,Europe,America and south Asia,supplying obsolete and hard-to-find components to meet their specific needs.

With the principle of "Quality Parts,Customers Priority,Honest Operation,and Considerate Service",our business mainly focus on the distribution of electronic components. Line cards we deal with include Microchip,ALPS,ROHM,Xilinx,Pulse,ON,Everlight and Freescale. Main products comprise IC,Modules,Potentiometer,IC Socket,Relay,Connector.Our parts cover such applications as commercial,industrial, and automotives areas.

We are looking forward to setting up business relationship with you and hope to provide you with the best service and solution. Let us make a better world for our industry!



## Contact us

Tel: +86-755-8981 8866 Fax: +86-755-8427 6832

Email & Skype: info@chipsmall.com Web: www.chipsmall.com

Address: A1208, Overseas Decoration Building, #122 Zhenhua RD., Futian, Shenzhen, China



## 15-60W Medical AC-DC PCB-Mount Power Supplies

### Features

- ◆ Medical Safety Certifications (4kVAC Input - Output)
- ◆ Class II (No ground needed)
- ◆ Wide Temperature Range (-40 to +80°C)
- ◆ Low off-load Power Draw
- ◆ Smaller size than KMS
- ◆ High Efficiency



### Key Market Segments & Applications



Photo (KMS60A shown)

Specifications		KMS15A	KMS30A	KMS60A
Input Voltage Range (1)	-	90-264VAC 47-440Hz* or 120-370VDC*		
Inrush Current Limiting (115 / 230VAC) (2)	A	20 / 40A	30 / 60A	55 / 95A
Input Current (115 / 230VAC)	mA	385 / 250mA	650 / 400mA	1500 / 1000mA
Off-load Power Draw	W	<0.1W	<0.15W	<0.3W
Recommended External Fuse	-	3.15 A slow blow type		
Temperature Coefficient	-	±0.05%/°C		
Voltage Set Accuracy	%	±2%		
Minimum Load	-	None		
Overcurrent Protection	-	Hiccup mode, automatic recovery		
Overvoltage Protection	%	Yes, Zener diode clamp		
Hold-up Time (115 / 230VAC)	ms	15 / 56ms (typ)	>10ms	
Leakage Current (Touch)	mA	<0.1mA at 264VAC		
Series Operation	-	Yes. Use diodes connected across each output		
Operating Temperature (3)	-	-40°C to +85°C, derate linearly to 30% load from 50°C to 80°C		
Maximum Case Temperature	°C	90°C (83°C <115VAC)	85°C (78°C <115VAC)	80°C (73°C <115VAC)
Storage Temperature	-	-40°C to +90°C		
Humidity	%RH	10% to 95% RH (non-condensing)		
Cooling	-	Convection		
Withstand Voltage	VAC	Input to output: 4kVAC, 2 x MOPPs		
Immunity	-	EN61000-4-2, -3, -4, -5, -6, -8, -11		
Altitude	m	5000m		
Safety Agency Certification	-	UL/CSA/IEC/EN 60950-1, ANSI/AAMI ES60601-1, IEC/EN 60601-1 (2xMOPPs)		
Conducted and Radiated EMI	-	EN55011 Class B		
Weight	g	59g	130g	280g
Size (LxWxH)	in (mm)	2.07 x 1.08 x 0.93" 52.5 x 27.5 x 23.5 mm	2.52 x 1.77 x 0.93" 64.0 x 45.0 x 23.5 mm	3.5 x 2.5 x 1.06" 89.0 x 63.5 x 27.0 mm
Mounting & Case	-	PC board mountable. Resin case (UL 94V-0)		
MTBF	hrs	200,000 to 400,000 hours, model dependant		
Warranty	yrs	3 years		

(1) Derate linearly to 80% load below 110VAC (100VAC for KMS15A)

(2) Cold start, 25°C ambient

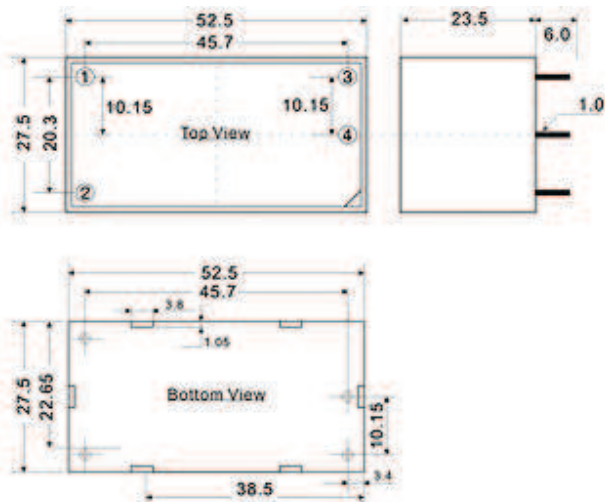
(3) Derate linearly to 80% load below -30°C

\* Safety certified for AC input, 47-63Hz only

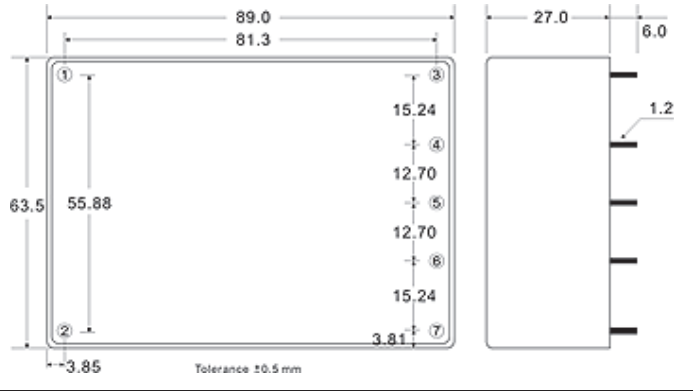
## Model Selector

Model	Output Voltage (V)	Maximum Current (A)	Power (W)	Output Ripple & Noise (mV)	Line Regulation (mV)	Load Regulation (mV)	Efficiency (%)	Maximum Capacitive Load (μF)
KMS15A-5	5V	3A	15W	120mV	±25mV	±50mV	79%	7000
KMS30A-5	5V	5A	25W	100mV	±25mV	±50mV	84%	6800
KMS60A-5	5.1V	10A	51W	100mV	±25mV	±75mV	86%	10000
KMS15A-9	9V	1.666A	15W	120mV	±45mV	±90mV	80%	5000
KMS60A-9	9V	6.666A	60W	100mV	±45mV	±135mV	87%	5000
KMS15A-12	12V	1.25A	15W	120mV	±60mV	±120mV	84%	1500
KMS30A-12	12V	2.5A	30W	150mV	±60mV	±120mV	89%	1600
KMS60A-12	12V	5A	60W	120mV	±60mV	±120mV	88%	5000
KMS15A-15	15V	1A	15W	150mV	±75mV	±150mV	84%	1000
KMS30A-15	15V	2A	30W	150mV	±75mV	±150mV	86%	1200
KMS60A-15	15V	4A	60W	150mV	±75mV	±150mV	86%	4000
KMS15A-24	24V	0.625A	15W	240mV	±120mV	±240mV	85%	470
KMS30A-24	24V	1.25A	30W	240mV	±120mV	±240mV	86%	470
KMS60A-24	24V	2.5A	60W	240mV	±120mV	±240mV	87%	2000

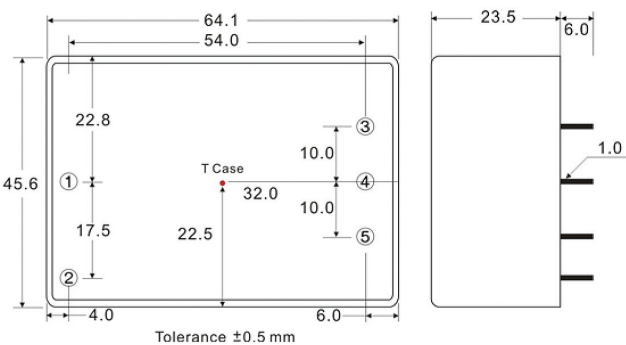
### KMSA15



### KMSA60



### KMSA30



### Pinout

PIN #	KMS15A	KMS30A	KMS60A
1	AC (L)	AC (N)	AC (L)
2	AC (N)	AC (L)	AC (N)
3	+Vout	-Vout	+Vout
4	-Vout	No pin	No pin
5		+Vout	-Vout
6			No pin
7			No pin

For Additional Information, please visit [us.tdk-lambda.com/lp/products/km-series.htm](http://us.tdk-lambda.com/lp/products/km-series.htm)

