



Chipsmall Limited consists of a professional team with an average of over 10 year of expertise in the distribution of electronic components. Based in Hongkong, we have already established firm and mutual-benefit business relationships with customers from,Europe,America and south Asia,supplying obsolete and hard-to-find components to meet their specific needs.

With the principle of "Quality Parts,Customers Priority,Honest Operation,and Considerate Service",our business mainly focus on the distribution of electronic components. Line cards we deal with include Microchip,ALPS,ROHM,Xilinx,Pulse,ON,Everlight and Freescale. Main products comprise IC,Modules,Potentiometer,IC Socket,Relay,Connector.Our parts cover such applications as commercial,industrial, and automotives areas.

We are looking forward to setting up business relationship with you and hope to provide you with the best service and solution. Let us make a better world for our industry!



Contact us

Tel: +86-755-8981 8866 Fax: +86-755-8427 6832

Email & Skype: info@chipsmall.com Web: www.chipsmall.com

Address: A1208, Overseas Decoration Building, #122 Zhenhua RD., Futian, Shenzhen, China



Low-Peak™ KRP-C Class L 600Vac, 2001-6000A, 300Vdc 3000A time-delay fuses



Catalog symbol:

KRP-C-(amp)SP

Description:

Busmann® series Ultimate protection KRP-C Class L current-limiting, time-delay fuses. Time-delay – 4 seconds (minimum) at 500% of rated current.

Specifications:

Ratings

- Volts
 - 600Vac (2001-6000A)
 - 300Vdc (3000A)
- Amps 2001-6000A
- IR
 - 300kA Vac RMS Sym. (2001-6000A)
 - 100kA Vdc (3000A)

Agency information

- UL® Listed, Guide JDDZ, File E4273
- CSA® Certified, Class 1422-02, File 53787, Class L per CSA-C22.2 No. 248.10
- CE
- RoHS compliant

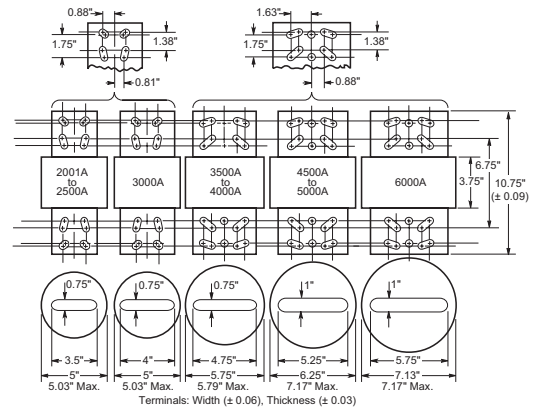
Catalog numbers (amps)

KRP-C-2001SP	KRP-C-3500SP	KRP-C-5000SP
KRP-C-2400SP	KRP-C-3800SP	KRP-C-6000SP
KRP-C-2500SP	KRP-C-4000SP	
KRP-C-3000SP	KRP-C-4500SP	

Carton quantity:

Amp rating	Carton qty.
2001-6000	1

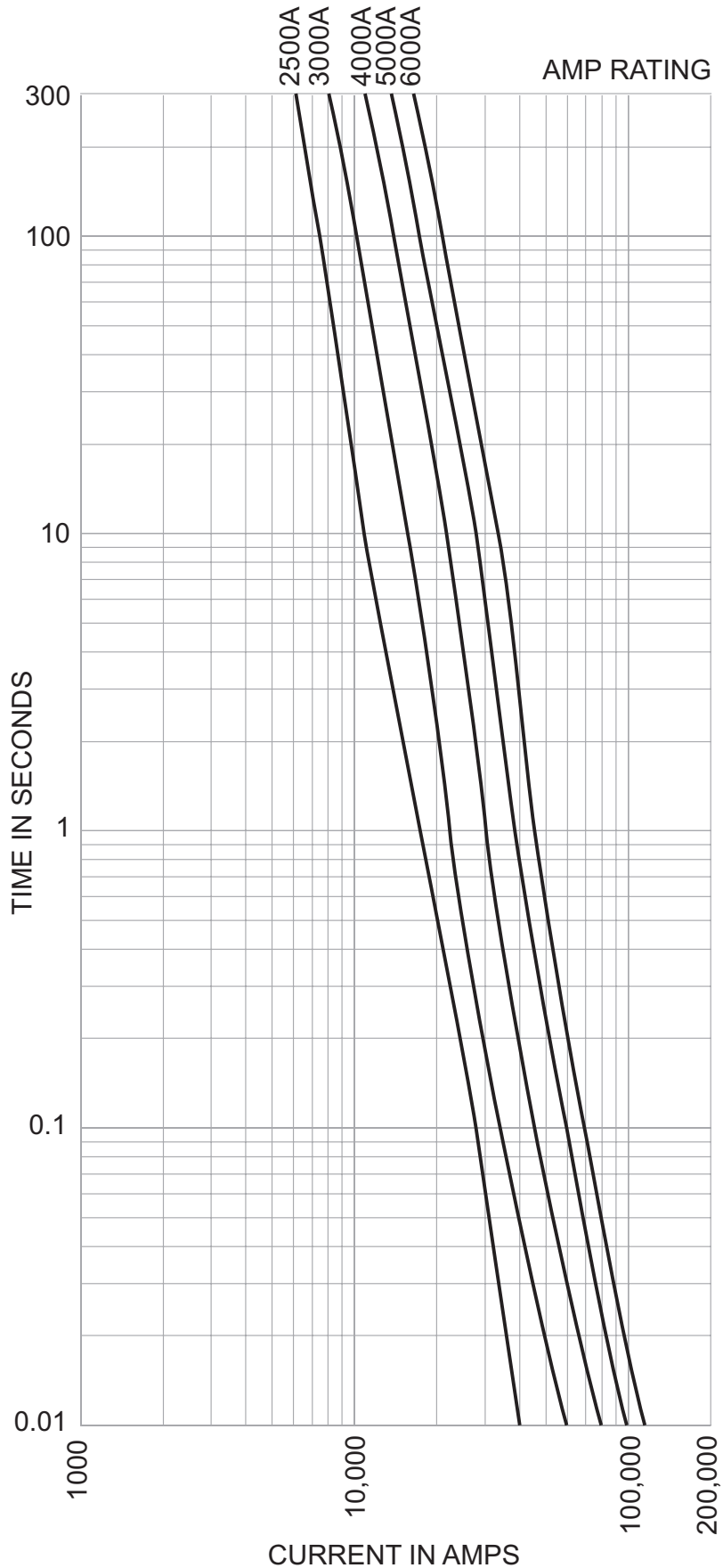
Dimensions - in:



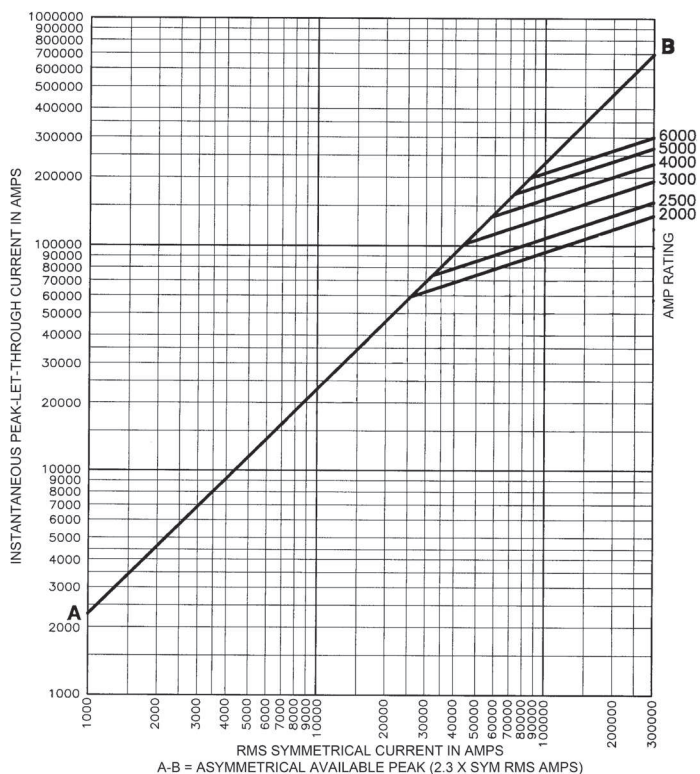
Features:

- Industry’s only UL Listed and CSA Certified fuse with a 300kA interrupting rating that allows for simple, worry-free installation in virtually any application.
- Fast short-circuit protection with time-delay performance provide ultimate protection.
- Consistent 2:1 ampacity ratios for all Low-Peak fuses make selective coordination easy.
- Time-delay for close sizing load.
- Current-limiting action of the fuse generally affords considerable reduction in bus bracing.
- All-purpose silver-linked fuse for both overload and short-circuit protection for high capacity systems (mains and large feeders).
- O-ring seals maximize pressure build-up during current-limiting action and ensure filter retention.
- High-grade silica sand filler accelerates response of fuse to short-circuits by having quenching effect on the fuse arc.
- 99.9% pure silver links provide low watt loss with low operating temperature on normal current levels and minimizes total clearing I²t fault energy left-through.

Time-current curves - average melt:



Current-limitation curves:



Current-limiting effects:

Prospective S.C.C.	Let-through current (apparent RMS symmetrical vs. fuse rating)					
	2500A	3000A	4000A	5000A	6000A	
5000	5000	5000	5000	5000	5000	
10,000	10,000	10,000	10,000	10,000	10,000	
15,000	15,000	15,000	15,000	15,000	15,000	
20,000	20,000	20,000	20,000	20,000	20,000	
25,000	25,000	25,000	25,000	25,000	25,000	
30,000	30,000	30,000	30,000	30,000	30,000	
35,000	35,000	35,000	35,000	35,000	35,000	
40,000	35,000	40,000	40,000	40,000	40,000	
50,000	37,000	50,000	50,000	50,000	50,000	
60,000	40,000	49,000	60,000	60,000	60,000	
70,000	42,000	52,000	62,000	70,000	70,000	
80,000	44,000	54,000	65,000	76,000	80,000	
90,000	45,000	56,000	67,000	79,000	90,000	
100,000	47,000	58,000	70,000	81,000	100,000	
150,000	54,000	67,000	80,000	93,000	104,000	
200,000	59,000	73,000	87,000	102,000	114,000	
250,000	64,000	79,000	94,000	110,000	123,000	
300,000	68,000	84,000	100,000	117,000	130,000	

The only controlled copy of this data sheet is the electronic read-only version located on the Eaton network drive. All other copies of this document are by definition uncontrolled. This bulletin is intended to clearly present comprehensive product data and provide technical information that will help the end user with design applications. Eaton reserves the right, without notice, to change design or construction of any products and to discontinue or limit distribution of any products. Eaton also reserves the right to change or update, without notice, any technical information contained in this bulletin. Once a product has been selected, it should be tested by the user in all possible applications.

Eaton
1000 Eaton Boulevard
Cleveland, OH 44122
Eaton.com

Bussmann Division
114 Old State Road
Ellisville, MO 63021
United States
Eaton.com/bussmannseries

© 2016 Eaton
All Rights Reserved
Printed in USA
Publication No. 1009 — BU-SB15052
February 2016

Eaton, Bussmann and Low-Peak are valuable trademarks of Eaton in the US and other countries. You are not permitted to use the Eaton trademarks without prior written consent of Eaton.

CSA is a registered trademark of the Canadian Standards Group.
UL is a registered trademark of the Underwriters Laboratories, Inc.

For Eaton's Bussmann series
product information,
call **1-855-287-7626** or visit:
Eaton.com/bussmannseries

Follow us on social media to get the
latest product and support information.

