



Chipsmall Limited consists of a professional team with an average of over 10 year of expertise in the distribution of electronic components. Based in Hongkong, we have already established firm and mutual-benefit business relationships with customers from,Europe,America and south Asia,supplying obsolete and hard-to-find components to meet their specific needs.

With the principle of “Quality Parts,Customers Priority,Honest Operation,and Considerate Service”,our business mainly focus on the distribution of electronic components. Line cards we deal with include Microchip,ALPS,ROHM,Xilinx,Pulse,ON,Everlight and Freescale. Main products comprise IC,Modules,Potentiometer,IC Socket,Relay,Connector.Our parts cover such applications as commercial,industrial, and automotives areas.

We are looking forward to setting up business relationship with you and hope to provide you with the best service and solution. Let us make a better world for our industry!



## Contact us

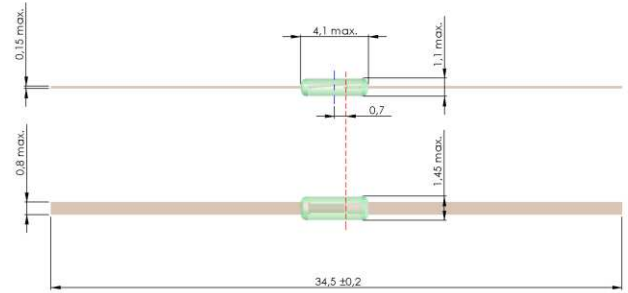
Tel: +86-755-8981 8866 Fax: +86-755-8427 6832

Email & Skype: info@chipsmall.com Web: www.chipsmall.com

Address: A1208, Overseas Decoration Building, #122 Zhenhua RD., Futian, Shenzhen, China

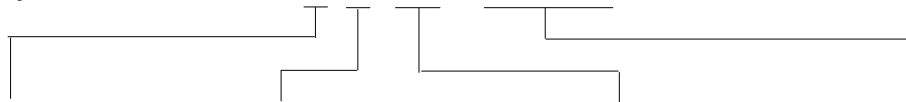


# KSK-1A04 Reed Switches



- Features: World’s Smallest Reed Switch with Flat Leads
- Applications: Pacemaker, In-ear-device, Remote Control, Camera-Pill & Others
- Markets: Medical, Test & Measurement & Others

Part Description: **K S K - 1 A 0 4 - x x x x**



| Contact QTY | Contact Form | Switch Model | Pull-In Excitation<br>(AT-Range) |
|-------------|--------------|--------------|----------------------------------|
| 1           | A (SPST-NO)  | 04           | 05 – 30                          |

| Contact Data   |             | Unit |
|--|-------------|------|
| <b>Rated Power (max.)</b><br>Any DC combination of V&A not to exceed their individual max.'s | 3 / 1*      | W    |
| <b>Switching Voltage (max.)</b><br>DC or peak AC   | 30          | V    |
| <b>Switching Current (max.)</b><br>DC or peak AC   | 0.3 / 0.1*  | A    |
| <b>Carry Current (max.)</b><br>DC or peak AC   | 0.5 / 0.3*  | A    |
| <b>Contact Resistance (max.)</b><br>@ 0.5V & 10mA  | 200 / 250*  | mOhm |
| <b>Breakdown Voltage (min.)</b><br>DC or peak AC   | 100         | V    |
| <b>Operating Time (max.)</b><br>Incl. Bounce; Measured with 40% Overdrive                    | 0.2 / 0.25* | ms   |
| <b>Release Time (max.)</b><br>Measured with no Coil Excitation                               | 0.15        | ms   |
| <b>Test Coil</b>   | KMS-02      |      |
| <b>Insulation Resistance (min.)</b><br>RH < 45%, 100 V Test Voltage                          | 10          | GOhm |
| <b>Capacitance (typ.)</b><br>@ 10kHz across open Switch                                      | 0,1         | pF   |
| * @ AT-Range 05 - 10   |             |      |


Series Datasheet – KSK-1A04 Reed Switches

www.standexmeder.com

| Dimensions (mm)       |            |
|-----------------------|------------|
| Overall Length (max.) | 34.5       |
| Glass Length (max.)   | 4.1        |
| Glass Dia (max.)      | 1.45       |
| Lead Dia. (max.)      | 0.8 / 0.15 |

| Environmental Data                                     |            | Unit |
|--|------------|------|
| Shock Resistance (max.)<br>1/2 sine wave duration 11ms | 15         | g    |
| Vibration Resistance (max.)                            | 10         | g    |
| Operating Temperature                                  | -40 to 130 | °C   |
| Storage Temperature                                    | -55 to 130 | °C   |
| Soldering Temperature (max.)<br>5 sec. max.            | 260        | °C   |

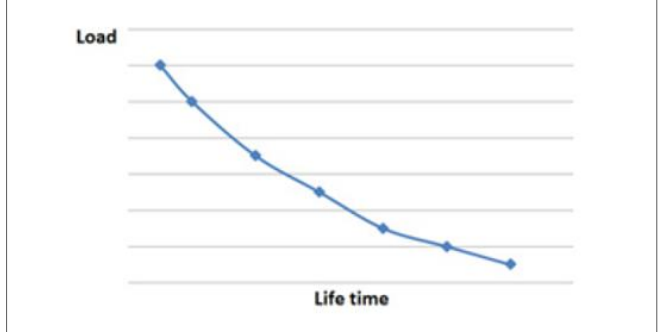
KSK-1A04 Reed Switch



| Handling & Assembly Instructions |   |
|----------------------------------|---|
| ➤                                | Use proper lead clamping or heat sinking techniques to prevent mechanical and/or heat stress to the glass seal during bending, cutting, soldering, and welding          |
| ➤                                | Mechanical shock as the result of dropping the reed switch typically from a distance of greater than 12" may change it's magnetic sensitivity and/or destroy the switch |
| ➤                                | Any form of modification to the switch leads will alter it's magnetic sensitivity   |
| ➤                                | Series resistor recommended for >5m cable length  |

Life Test Data

\*Load increase reduces life expectancy of Reed Switches



| Glossary Contact Form |  |   |
|-----------------------|--|---|
| Form A                | NO = Normally Open Contacts<br>SPST = Single Pole Single Throw   |  |
| Form B                | NC = Normally Closed Contacts<br>SPST = Single Pole Single Throw |  |
| Form C                | Changeover<br>SPDT = Single Pole Double Throw                    |  |

