

Chipsmall Limited consists of a professional team with an average of over 10 year of expertise in the distribution of electronic components. Based in Hongkong, we have already established firm and mutual-benefit business relationships with customers from,Europe,America and south Asia,supplying obsolete and hard-to-find components to meet their specific needs.

With the principle of “Quality Parts,Customers Priority,Honest Operation,and Considerate Service”,our business mainly focus on the distribution of electronic components. Line cards we deal with include Microchip,ALPS,ROHM,Xilinx,Pulse,ON,Everlight and Freescale. Main products comprise IC,Modules,Potentiometer,IC Socket,Relay,Connector.Our parts cover such applications as commercial,industrial, and automotives areas.

We are looking forward to setting up business relationship with you and hope to provide you with the best service and solution. Let us make a better world for our industry!



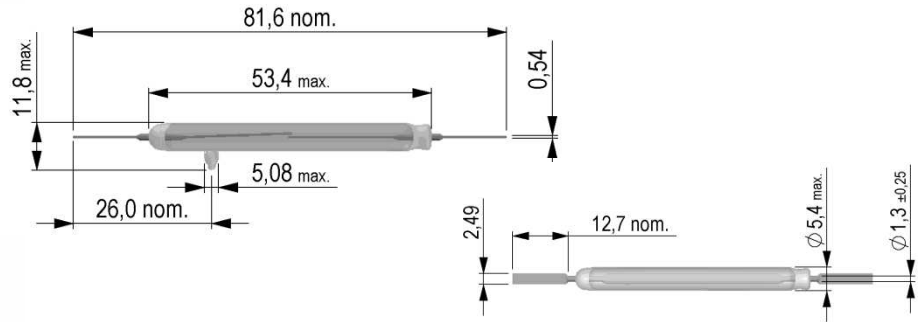
Contact us

Tel: +86-755-8981 8866 Fax: +86-755-8427 6832

Email & Skype: info@chipsmall.com Web: www.chipsmall.com

Address: A1208, Overseas Decoration Building, #122 Zhenhua RD., Futian, Shenzhen, China

KSK-1A69 Reed Switches



- Features: High Power, High Voltage, High Current, Flat Lead Design
- Applications: Relay, Pump Switch, Generator & Others
- Markets: Test & Measurement, Safety, Food Service & Others

Part Description: **K S K - 1 A 6 9 X X X X**

Contact QTY	Contact Form	Switch Model	Pull-In Excitation (AT-Range)
1	A (SPST-NO)	69	95 - 170

Contact Data	Unit	
Rated Power (max.) Any DC combination of V&A not to exceed their individual max.'s	50	W
Switching Voltage (max.) DC or peak AC	10,000	V
Switching Current (max.) DC or peak AC	3.0	A
Carry Current (max.) DC or peak AC	5.0	A
Contact Resistance (max.) @ 0.5V & 10mA	150	mOhm
Breakdown Voltage (min.) DC or peak AC	15,000	V
Operating Time (max.) Incl. Bounce; Measured with 40% Overdrive	3.0	ms
Release Time (max.) Measured with no Coil Excitation	1.5	ms
Test Coil	KMS-04	
Insulation Resistance (min.) RH < 45%, 100 V Test Voltage	10 ¹⁰	Ohm
Capacitance (typ.) @ 10kHz across open Switch	0.8	pF

Series Datasheet – KSK-1A69 Reed Switches

www.standexmeder.com

Dimensions (mm)	
Overall Length (max.)	81.6
Glass Length (max.)	53.4
Glass Dia (max.)	5.4
Lead Dia. (max.)	2.49 x 0.54

Environmental Data		Unit
Shock Resistance (max.) 1/2 sine wave duration 11ms	50	g
Vibration Resistance (max.)	20	g
Operating Temperature	-40 to 130	°C
Storage Temperature	-55 to 130	°C
Soldering Temperature (max.) 5 sec. max.	260	°C

KSK-1A69 Reed Switch

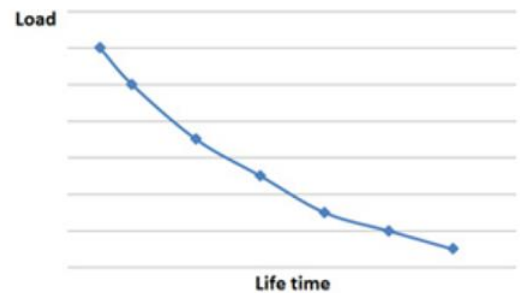


Handling & Assembly Instructions



- Use proper lead clamping or heat sinking techniques to prevent mechanical and/or heat stress to the glass seal during bending, cutting, soldering, and welding
- Mechanical shock as the result of dropping the reed switch typically from a distance of greater than 12" may change it's magnetic sensitivity and/or destroy the switch
- Any form of modification to the switch leads will alter it's magnetic sensitivity
- Series resistor recommended for >5m cable length

Life Test Data

*Load increase reduces life expectancy of Reed Switches



Glossary Contact Form

Form A	NO = Normally Open Contacts SPST = Single Pole Single Throw	
Form B	NC = Normally Closed Contacts SPST = Single Pole Single Throw	
Form C	Changeover SPDT = Single Pole Double Throw	