



Chipsmall Limited consists of a professional team with an average of over 10 year of expertise in the distribution of electronic components. Based in Hongkong, we have already established firm and mutual-benefit business relationships with customers from,Europe,America and south Asia,supplying obsolete and hard-to-find components to meet their specific needs.

With the principle of “Quality Parts,Customers Priority,Honest Operation,and Considerate Service”,our business mainly focus on the distribution of electronic components. Line cards we deal with include Microchip,ALPS,ROHM,Xilinx,Pulse,ON,Everlight and Freescale. Main products comprise IC,Modules,Potentiometer,IC Socket,Relay,Connector.Our parts cover such applications as commercial,industrial, and automotives areas.

We are looking forward to setting up business relationship with you and hope to provide you with the best service and solution. Let us make a better world for our industry!



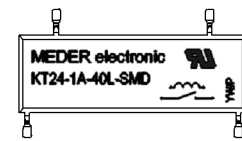
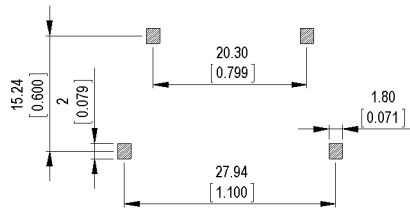
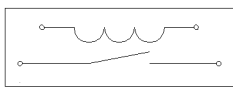

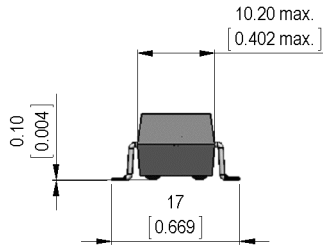
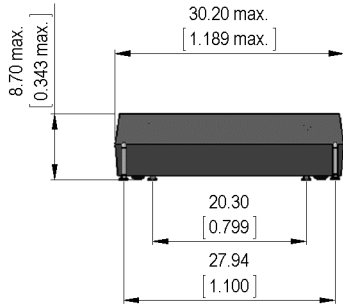
Contact us

Tel: +86-755-8981 8866 Fax: +86-755-8427 6832

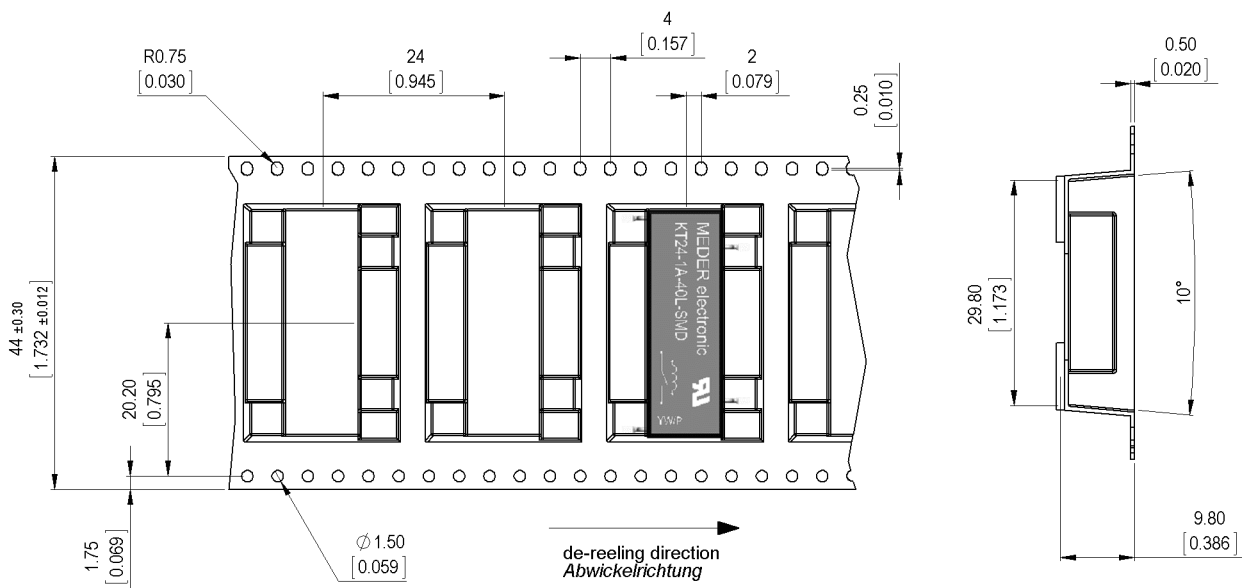
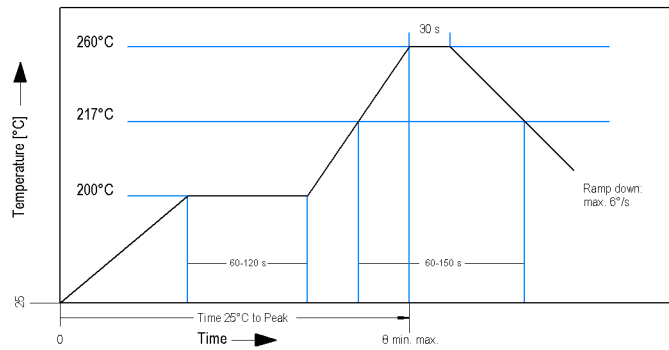
Email & Skype: info@chipsmall.com Web: www.chipsmall.com

Address: A1208, Overseas Decoration Building, #122 Zhenhua RD., Futian, Shenzhen, China





reflow soldering conditions according to JEDEC norm J-STD 020D.1





Europe: +49 / 7731 8399 0

| Email: info@standexmeder.com

USA: +1 / 508 295 0771

| Email: salesusa@standexmeder.com

Asia: +852 / 2955 1682

| Email: salesasia@standexmeder.com

Item No.:

9024185401

Item:

KT24-1A-40L-SMD

Coil Data at 20 °C	Conditions	Min	Typ	Max	Unit
Coil resistance		1.620	1.800	1.980	Ohm
Coil voltage			24		VDC
Rated power			320		mW
Thermal resistance			80		K/W
Inductance			430		mH
Pull-In voltage				16	VDC
Drop-Out voltage		2,9			VDC

Contact Data 85	Conditions	Min	Typ	Max	Unit
Contact rating	Any DC combination of V & A not to exceed their individual max.'s			100	W
Switching voltage	DC or Peak AC			1.000	V
Switching current	DC or Peak AC			1	A
Carry current	DC or Peak AC 100% Duty Cycle			2,5	A
Contact resistance static	Measured with 40% overdrive			150	mOhm
Contact resistance dynamic	Maximum value 1,5 ms after excitation			200	mOhm
Insulation resistance	RH <45 %, 100 V test voltage	10			GOhm
Breakdown voltage (40-50 AT)	according to EN 60255-5	3			kV DC
Capacitance	@ 10 kHz across open switch		0,5		pF

Special Product Data	Conditions	Min	Typ	Max	Unit
Dielectric Strength Coil/Contact	according to EN 60255-5	7			kV DC
Insulation resistance Coil/Contact	RH <45%, 200 VDC Measuring Voltage	1			TOhm
Capacity Coil/Contact	@ 10 kHz		1,2		pF
Housing material		mineral filled epoxy			
Approval		UL-File Nr. NRNT2.E156887			
Reach II / RoHS conformity		yes			

Environmental data	Conditions	Min	Typ	Max	Unit
Shock	1/2 sine, duration 11ms, in 3 axis			30	g
Vibration	from 10 - 2000 Hz			20	g
Ambient temperature		-40		100	°C
Storage temperature		-40		125	°C
Soldering Temperature Tsold	Reflow acc.IPC/JEDEC J-STD-020D.1			260	°C
Washability		fully sealed			

General data	Conditions	Min	Typ	Max	Unit
Packaging		T&R per 250 pcs.			

Modifications in the sense of technical progress are reserved

Designed at: 19.01.11 Designed by: SWANG

Approval at: 27.07.12 Approval by: CRUF

Last Change at: 22.09.15 Last Change by: AAI

Approval at: 23.09.15 Approval by: DSTASTNY

Version: 08