



Chipsmall Limited consists of a professional team with an average of over 10 year of expertise in the distribution of electronic components. Based in Hongkong, we have already established firm and mutual-benefit business relationships with customers from,Europe,America and south Asia,supplying obsolete and hard-to-find components to meet their specific needs.

With the principle of “Quality Parts,Customers Priority,Honest Operation,and Considerate Service”,our business mainly focus on the distribution of electronic components. Line cards we deal with include Microchip,ALPS,ROHM,Xilinx,Pulse,ON,Everlight and Freescale. Main products comprise IC,Modules,Potentiometer,IC Socket,Relay,Connector.Our parts cover such applications as commercial,industrial, and automotives areas.

We are looking forward to setting up business relationship with you and hope to provide you with the best service and solution. Let us make a better world for our industry!



## Contact us

Tel: +86-755-8981 8866 Fax: +86-755-8427 6832

Email & Skype: info@chipsmall.com Web: www.chipsmall.com

Address: A1208, Overseas Decoration Building, #122 Zhenhua RD., Futian, Shenzhen, China





# KTPS18 Series

CEC/DoE Level VI

## 18 Watt DoE/CEC Level VI Universal Input, Desktop Adapter

### INPUT SPECIFICATIONS

All specifications are typical at nominal input, full load.

### INPUT SPECIFICATIONS

Input Voltage	AC 100 – 240VAC
Input Frequency	50 – 60Hz
Input Current	0.48A Max
Protection	Internal Primary Current Fuse Inrush Limiting

### OUTPUT SPECIFICATIONS

Output Voltage	See Chart
Efficiency	DoE Level VI, Energy Star, ErP Stage 2, NRCan & GEMS Level VI Certified
Protection	Short Circuit Protection Over Current Protection Over Voltage Protection
Ripple	1 - 2 % Vp-p (max)
Hold-Up Time	10 mS (min)
Transient Response	0.5mS for 50% Load Change(typ)
Load Regulation	± 5% (typ)
Leakage Current	0.25mA @ 2 pin / 3.5mA @ 3 pin

### GENERAL SPECIFICATIONS

MTBF(Calculated)	300,000 Calculated hours at 25°C by Telcordia SR-332
Dielectric Withstanding Voltage	3,000 VAC Primary – Secondary
EMI Conduction & Radiation	Compliance to EN55022 Class B
Harmonic Current	Compliance to EN61000-3-2,3
EMS Immunity	Compliance to EN61000-4- 2,3,4,5,6,8,11
Safety Approvals	UL/cUL/CE/CB/GS/PSE/RCM/FCC



### FEATURES

- UNIVERSAL INPUT (AC100-240V)
- DoE/CEC LEVEL VI
- OVER VOLTAGE PROTECTION
- OVER CURRENT PROTECTION
- SHORT CIRCUIT PROTECTION
- ROHS COMPLIANT

### ENVIRONMENTAL SPECIFICATIONS

Operating Temperature	0°C~+40°C
Storage Temperature	-20°C ~ +80°C
Cooling.	Convection
Operating Humidity	20 – 80% Rh
Storage Humidity	10 – 90% Rh

### MECHANICAL SPECIFICATIONS

Case Dimension	L100 x W50 x H33(mm)
Input Configuration	IEC320-C6 (Optional C14)
DC Cord	18AWG (Optional 20 & 22 AWG)
Output Connector	5.5 x 2.1 x 9.5 mm C+

Model Number	Output Voltage	Output Current	Max Output Power
KTPS18-05030DT-2P-VI	5.0V	3.0A	15.00W
KTPS18-06025DT-2P-VI	5.9V	2.5A	14.75W
KTPS18-06030DT-2P-VI	5.9V	3.0A	17.70W
KTPS18-07025DT-2P-VI	7.0V	2.5A	17.50W
KTPS18-07525DT-2P-VI	7.5V	2.5A	18.75W
KTPS18-09022DT-2P-VI	9.0V	2.2A	19.80W
KTPS18-10019DT-2P-VI	10.0V	1.9A	19.00W
KTPS18-11016DT-2P-VI	11.0V	1.6A	17.60W
KTPS18-12016DT-2P-VI	12.0V	1.6A	19.20W
KTPS18-15013DT-2P-VI	15.0V	1.3A	19.50W
KTPS18-16012DT-2P-VI	16.0V	1.2A	19.20W
KTPS18-18011DT-2P-VI	18.0V	1.1A	19.80W
KTPS18-24008DT-2P-VI	24.0V	0.8A	19.20W

### Part Number Key:

**KTPS18 - xxx yy DT - 2P - VI - p**

**xxx** = output voltage

12=12.0V 135 = 13.5V example

**yy** = output current

55 = 5.5 amp example

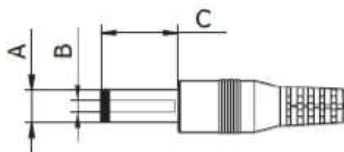
**p** = output connector

P1/(R)\* = 2.1/5.5/9.5mm, P2/(R)\* = 2.5/5.5/9.5...

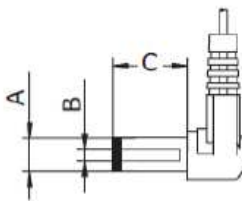
\* R = Right Angle Connectors

Note: Center Positive (+) standard

### Standard DC Plug



Standard PX

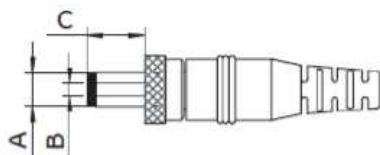


Right Angle PXR

	A	B	C	Unit
P1 / P1R	5.5	2.1	9.5	mm
P2 / P2R	5.5	2.5	9.5	mm
P3 / P3R	3.5	1.35	9.5	mm
P4 / P4R	3.8	1.35	9.5	mm
P5 / P5R	3.8	1.05	9.5	mm

**P100 = User Defined**

### Locking DC Plug



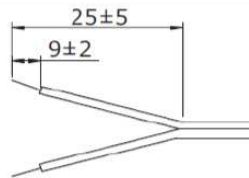
	A	B	C	Unit
P6	5.5	2.1	9.5	mm
P7	5.5	2.5	9.5	mm



# KTPS18 Series

CEC/DoE Level VI

## Stripped and Tinned



ST = Stripped and Tinned

## Mechanical Drawing:

