



Chipsmall Limited consists of a professional team with an average of over 10 year of expertise in the distribution of electronic components. Based in Hongkong, we have already established firm and mutual-benefit business relationships with customers from,Europe,America and south Asia,supplying obsolete and hard-to-find components to meet their specific needs.

With the principle of “Quality Parts,Customers Priority,Honest Operation,and Considerate Service”,our business mainly focus on the distribution of electronic components. Line cards we deal with include Microchip,ALPS,ROHM,Xilinx,Pulse,ON,Everlight and Freescale. Main products comprise IC,Modules,Potentiometer,IC Socket,Relay,Connector.Our parts cover such applications as commercial,industrial, and automotives areas.

We are looking forward to setting up business relationship with you and hope to provide you with the best service and solution. Let us make a better world for our industry!



Contact us

Tel: +86-755-8981 8866 Fax: +86-755-8427 6832

Email & Skype: info@chipsmall.com Web: www.chipsmall.com

Address: A1208, Overseas Decoration Building, #122 Zhenhua RD., Futian, Shenzhen, China



65 Watt Universal Input, Desktop Adapter

INPUT SPECIFICATIONS

All specifications are typical at nominal input, full load.

INPUT SPECIFICATIONS

Input Voltage	AC 100 – 240VAC
Input Frequency	50 – 60Hz
Input Current	65W: 1.4A Max / 72W: 1.6A Max
Protection	Internal Primary Current Fuse, Inrush Limiting



OUTPUT SPECIFICATIONS

Output Voltage	See Chart
Efficiency	DoE Level VI, Energy Star, ErP Stage 2, NRCan & GEMS Level VI Certified
Protection	Short Circuit Protection
	Over Current Protection (@180% Output A max)
	Over Voltage Protection
Ripple	1 - 2 % Vp-p (max)
Hold-Up Time	10 mS (min)
Transient Response	0.5mS for 50% Load Change(typ)
Load Regulation	± 5% (typ)
Leakage Current	0.25mA @ 2 pin / 3.5mA @ 3 pin

FEATURES

- **CEC/DoE LEVEL VI**
- **UNIVERSAL INPUT (AC100-240V)**
- **OVER VOLTAGE PROTECTION**
- **OVER CURRENT PROTECTION**
- **SHORT CIRCUIT PROTECTION**
- **ROHS COMPLIANT**

ENVIRONMENTAL SPECIFICATIONS

Operating Temperature	0°C ~ +40°C
Storage Temperature	-20°C ~ +80°C
Cooling	Convection
Operating Humidity	20 – 80% Rh
Storage Humidity	10 – 90% Rh

GENERAL SPECIFICATIONS

MTBF(Calculated)	300,000 Calculated Hours at 25°C, by Telcordia SR-332
Dielectric Withstanding Voltage	3,000 VAC Primary – Secondary
EMI Conduction & Radiation	Compliance to EN55022 Class B
Harmonic Current	Compliance to EN61000-3-2,3
EMS Immunity	Compliance to EN61000-4-2,3,4,5,6,8,11
Safety Approvals	UL/cUL/CE/CB/GS/PSE/FCC

MECHANICAL SPECIFICATIONS

Case Dimension	L115 x W53 x H38(mm)
Input Configuration	IEC320-C14 (Optional C6)
DC Cord	18AWG (Optional 16 AWG & 20AWG)
Output Connector	See Chart
Weight	310g (Ref)

Model Number	Output Voltage	Output Current	Max Output Power
KTPS65-1250DT-3P-VI	12.0V	5.00A	60W
KTPS65-13548DT-3P-VI	13.5V	4.82A	65W
KTPS65-1543DT-3P-VI	15.0V	4.30A	65W
KTPS65-1640DT-3P-VI	16.0V	4.00A	64W
KTPS65-1836DT-3P-VI	18.0V	3.60A	65W
KTPS65-1934DT-3P-VI	19.0V	3.40A	65W
KTPS65-2032DT-3P-VI	20.0V	3.25A	65W
KTPS65-2430DT-3P-VI	24.0V	3.00A	72W
KTPS65-2427DT-3P-VI	24.0V	2.71A	65W
KTPS65-2427DT-3P-VI*	24.0V	2.71A	65W
KTPS65-3021DT-3P-VI	30.0V	2.17A	65W
KTPS65-3220DT-3P-VI	32.0V	2.04A	65W
KTPS65-3220DT-3P-VI**	32.0V	2.04A	65W
KTS65-4813DT-3P-VI	48.0V	1.36A	65W
KTPS65-5611DT-3P-VI	56.0V	1.17A	65W

* = 11A Peak Current

** = 3.9A Peak Current

Part Number Key:

KTPS65- xxx yy DT 3P-VI- z - p

xxx = output voltage

yy = output current

z = AC input plug

p = output connector

12=12.0V 135 = 13.5V example

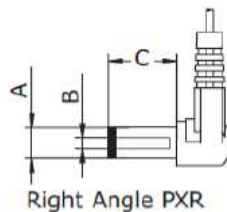
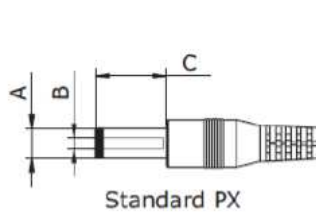
55 = 5.5 amp example

C = IEC 320 C14, D=IEC 320 C6

P1/(R)* = 2.1/5.5/9.5mm, P2/(R)* = 2.5/5.5/9.5...

* R = Right Angle Connectors

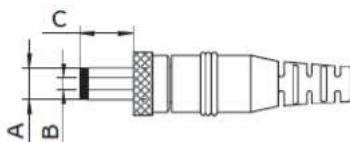
Standard DC Plug



	A	B	C	Unit
P1 / P1R	5.5	2.1	9.5	mm
P2 / P2R	5.5	2.5	9.5	mm
P3 / P3R	3.5	1.35	9.5	mm
P4 / P4R	3.8	1.35	9.5	mm
P5 / P5R	3.8	1.05	9.5	mm

P100 = User Defined

Locking DC Plug



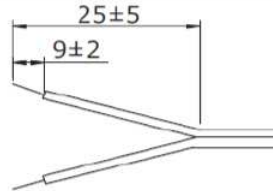
	A	B	C	Unit
P6	5.5	2.1	9.5	mm
P7	5.5	2.5	9.5	mm



KTPS65 Series

CEC/DoE Level VI

Stripped and Tinned



ST = Stripped and Tinned

Mechanical Drawing:

