



Chipsmall Limited consists of a professional team with an average of over 10 year of expertise in the distribution of electronic components. Based in Hongkong, we have already established firm and mutual-benefit business relationships with customers from,Europe,America and south Asia,supplying obsolete and hard-to-find components to meet their specific needs.

With the principle of "Quality Parts,Customers Priority,Honest Operation,and Considerate Service",our business mainly focus on the distribution of electronic components. Line cards we deal with include Microchip,ALPS,ROHM,Xilinx,Pulse,ON,Everlight and Freescale. Main products comprise IC,Modules,Potentiometer,IC Socket,Relay,Connector.Our parts cover such applications as commercial,industrial, and automotives areas.

We are looking forward to setting up business relationship with you and hope to provide you with the best service and solution. Let us make a better world for our industry!



Contact us

Tel: +86-755-8981 8866 Fax: +86-755-8427 6832

Email & Skype: info@chipsmall.com Web: www.chipsmall.com

Address: A1208, Overseas Decoration Building, #122 Zhenhua RD., Futian, Shenzhen, China



KW Supercapacitors

Coin cells



Features and benefits

- High specific capacitance
- Low leakage current
- Long cycle life
- Eco-friendly
- Broad operating range, full specification -40 °C to +85 °C

Applications

- Electric utilitymeters
- Motor control units
- Solar inverters
- Real-Time Clock (RTC) backup
- Programmable Logic Controllers (PLCs)
- Irrigation and water control systems

Description

Eaton supercapacitors are unique, ultrahigh capacitance devices utilizing electrochemical double layer capacitor (EDLC) construction combined with new, high performance materials. This combination of advanced technologies allows Eaton to offer a wide variety of capacitor solutions tailored to specific applications that range from a few microamps for several days to several milliamps formilliseconds.

Specifications

Capacitance	0.1 F to 1.0 F
Working voltage	5.5 V
Surge voltage	6.3 V
Capacitance tolerance	-20% to +80% (+20 °C)
Operating temperature range	-40 °C to +85 °C

Standard Product

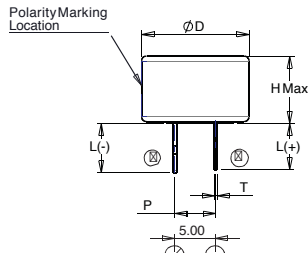
Capacitance (F)	Part number	Lead length	Max. initial DC ESR (Ω) (Equivalent Series Resistance) measured @ 1kHz	Typical mass (g)
0.1	KW-5R5C104-R	Standard	50	3.7
0.1	KW-5R5C104H-R	Short	50	3.7
0.22	KW-5R5C224-R	Standard	50	3.7
0.22	KW-5R5C224H-R	Short	50	3.7
0.33	KW-5R5C334-R	Standard	50	3.7
0.33	KW-5R5C334H-R	Short	50	3.7
0.68	KW-5R5C684-R	Standard	30	10.2
0.68	KW-5R5C684H-R	Short	30	10.2
1.0	KW-5R5C105-R	Standard	30	10.4
1.0	KW-5R5C105H-R	Short	30	10.4

Performance

Parameter	Capacitance Change (% of initial value)	ESR (% of max. initial value)
Life — +85 °C @ 5.5 Vdc, 2000 hours	≤ 30%	≤ 200%
Storage Life — -40 °C to +85 °C, 2000 hours	≤ 30%	≤ 200%

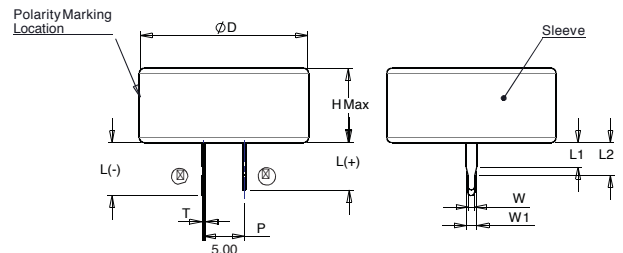
Dimensions (mm)

KW-5R5C104/224/334-R

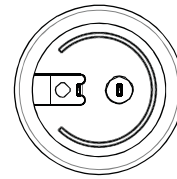
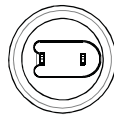


Recommended PCB Layout $\varnothing 1.60 \pm 0.05$

KW-5R5C684/105-R



Recommended PCB Layout $\varnothing 1.60 \pm 0.05$



Part Number	ØD Max	H Max	L(-) ±0.2	L(+) ±0.2	P ±0.3	T ±0.1	L1 ±0.1	L2 ±0.1	W ±0.06	W1 ±0.06
KW-5R5C104-R	13.5	8.30	6.1	5.7	5.0	0.4	3.0	4.0	0.8	1.3
KW-5R5C104H-R			3.3	3.3			0.9	1.9		
KW-5R5C224-R			6.1	5.7			3.0	4.0		
KW-5R5C224H-R			3.3	3.3			0.9	1.9		
KW-5R5C334-R			6.1	5.7			3.0	4.0		
KW-5R5C334H-R			3.3	3.3			0.9	1.9		
KW-5R5C684-R	21.5	8.85	6.5	5.8	5.0	0.4	3.0	4.0	0.8	1.3
KW-5R5C684H-R			3.3	3.3			0.8	1.8		
KW-5R5C105-R			6.5	5.8			3.0	4.0		
KW-5R5C105H-R			3.3	3.3			0.8	1.8		

Part numbering system

KW	—	5	R	5	C	□	□	□	H*	-R
Family Code	Voltage (V) R = Decimal		Configuration			Capacitance (µF)		Short lead length	RoHS Compliant	
	5R5 = 5.5 V					Value	Multiplier			
						Example: 474 = 47 x 104 µF or 0.47 F				

* If ordering standard lead length, omit "H" from part number.

Packaging information

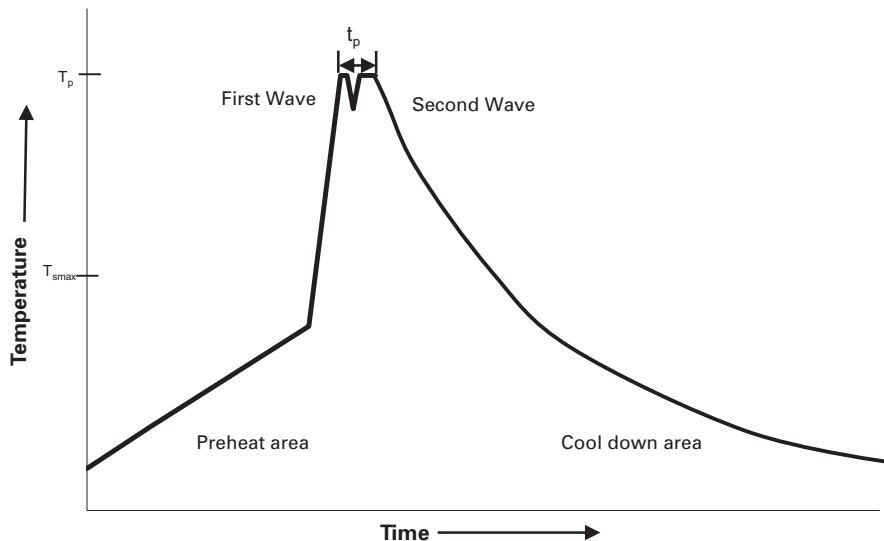
Standard bulk packaging:

- KW-5R5C104/224/334-R—400 units
- KW-5R5C684/105-R—500 units

Part marking

- Manufacturer
- Capacitance (F)
- Max operating voltage (V)
- Polarity

Wave solder profile



Profile Feature	Standard SnPb Solder	Lead (Pb) Free Solder
Preheat and soak		
• Temperature max. (T_{smax})	100 °C	100 °C
• Time max.	60 seconds	60 seconds
Δ preheat to max Temperature	160 °C max.	160 °C max.
Peak temperature (T_p)*	235 °C – 260 °C	250 °C – 260 °C
Time at peak temperature (t_p)	10 seconds max 5 seconds max each wave	10 seconds max 5 seconds max each wave
Ramp-down rate	~ 2 K/s min ~3.5 K/s typ ~5 K/s max	~ 2 K/s min ~3.5 K/s typ ~5 K/s max
Time 25 °C to 25 °C	4 minutes	4 minutes

Manual solder

Do not touch the supercapacitor's external sleeve with the soldering rod or the sleeve will melt or crack. The recommended temperature of the soldering rod tip is less than 260 °C (maximum: 350 °C) and the soldering duration should be less than 5 seconds. Minimize the time that the soldering iron is in direct contact with the terminals of the supercapacitor as excessive heating of the leads may lead to higher equivalent series resistance (ESR).

Reflow soldering

Do not use reflow soldering using infrared or convection oven heating methods.

Cleaning/Washing

Avoid cleaning of circuit boards, however if the circuit board must be cleaned use static or ultrasonic immersion in a standard circuit board cleaning fluid for no more than 5 minutes and a maximum temperature of +60 °C. Afterwards thoroughly rinse and dry the circuit boards. In general, treat supercapacitors in the same manner you would an aluminum electrolytic capacitor.

Life Support Policy: Eaton does not authorize the use of any of its products for use in life support devices or systems without the express written approval of an officer of the Company. Life support systems are devices which support or sustain life, and whose failure to perform, when properly used in accordance with instructions for use provided in the labeling, can be reasonably expected to result in significant injury to the user.

Eaton reserves the right, without notice, to change design or construction of any products and to discontinue or limit distribution of any products. Eaton also reserves the right to change or update, without notice, any technical information contained in this bulletin.

Eaton
Electronics Division
1000 Eaton Boulevard
Cleveland, OH 44122
United States
www.eaton.com/electronics

© 2016 Eaton
All Rights Reserved
Printed in USA
Publication No. 4422
September 2016

Eaton is a registered trademark.

All other trademarks are property of their respective owners.