



Chipsmall Limited consists of a professional team with an average of over 10 year of expertise in the distribution of electronic components. Based in Hongkong, we have already established firm and mutual-benefit business relationships with customers from,Europe,America and south Asia,supplying obsolete and hard-to-find components to meet their specific needs.

With the principle of “Quality Parts,Customers Priority,Honest Operation,and Considerate Service”,our business mainly focus on the distribution of electronic components. Line cards we deal with include Microchip,ALPS,ROHM,Xilinx,Pulse,ON,Everlight and Freescale. Main products comprise IC,Modules,Potentiometer,IC Socket,Relay,Connector.Our parts cover such applications as commercial,industrial, and automotives areas.

We are looking forward to setting up business relationship with you and hope to provide you with the best service and solution. Let us make a better world for our industry!



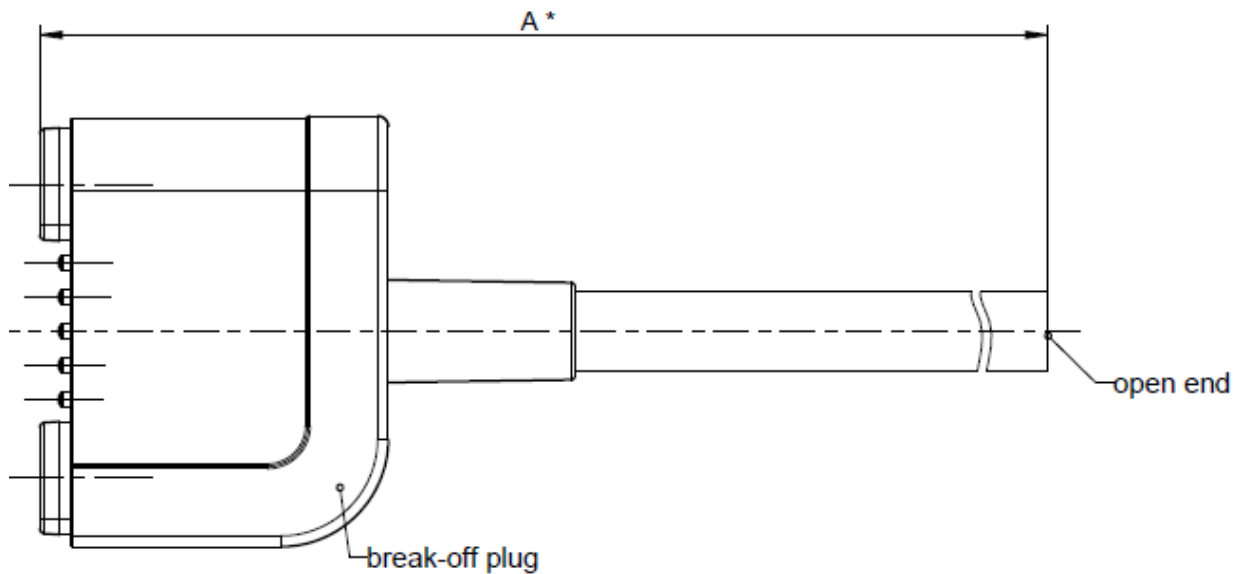
## Contact us

Tel: +86-755-8981 8866 Fax: +86-755-8427 6832

Email & Skype: info@chipsmall.com Web: www.chipsmall.com

Address: A1208, Overseas Decoration Building, #122 Zhenhua RD., Futian, Shenzhen, China





\*) stretched length

All dimensions are in mm; tolerances according to ISO 2768 m-H

**General Information**

MultiMag 15 cable assembly consisting of

Break-off plug with iron cores  
Coding  
Number and type of contacts  
Cable outlet  
Bend protection

Mechanical  
15 spring-loaded contacts  
Straight

Cable

Second side

Open

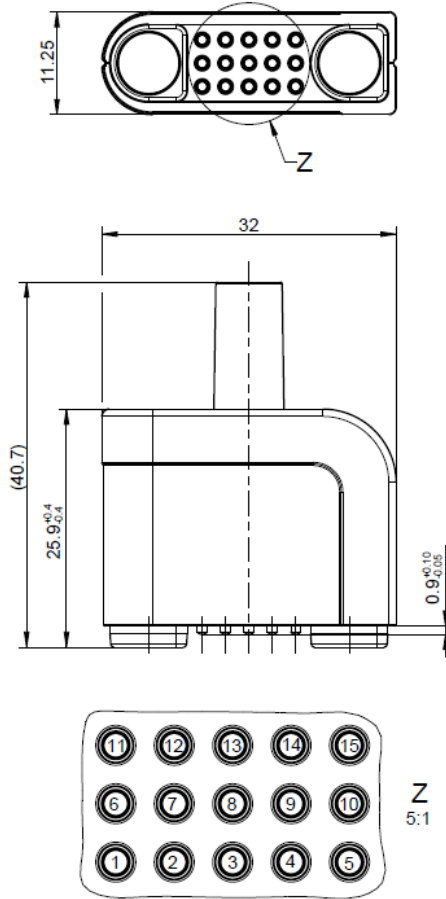
**Available Versions**

Type	Length A [mm]
L99-346-3000	3000 +60/-10

Dieses Dokument ist urheberrechtlich geschützt • This document is protected by copyright • Rosenberger Hochfrequenztechnik GmbH & Co. KG

RF\_35/09.14/6.2

**Technical Data break-off plug**



face plan - break-off plug			
Pos.	signal	colour	AWG
1	D4-	brown <i>(twisted pair)</i>	26
2	D4+	white-brown <i>(twisted pair)</i>	26
3	DC	yellow	26
4	TX+ / D1+	white-green <i>(twisted pair)</i>	26
5	TX- / D1-	green <i>(twisted pair)</i>	26
6	DC	black	26
7	DC	red	26
8	Ground	drain wire	28
9	DC	grey	26
10	DC	pink	26
11	D3-	white-blue <i>(twisted pair)</i>	26
12	D3+	blue <i>(twisted pair)</i>	26
13	DC	white	26
14	RX- / D2-	orange <i>(twisted pair)</i>	26
15	RX+ / D2+	white-orange <i>(twisted pair)</i>	26

All dimensions are in mm; tolerances according to ISO 2768 m-H

The pin assignment corresponds to the coding of the connector. Different assignments can cause malfunction or damage.

**Interface**

Mating with

MultiMag 15 Receptacle

MultiMag 15

Cable Assembly  
(straight)

**L99-346-XXX**

**Material and Plating break-off plug**

**Connector parts**

Housing insert  
Housing parts 1 and 2  
Iron Core  
Bend protection

**Material**

PBT  
PC  
S235  
TPE

**Plating / Color**

White, similar RAL 9003  
White, similar RAL 9003  
White, similar RAL 9003

**Spring loaded contacts**

Piston  
Ferrule  
Spring

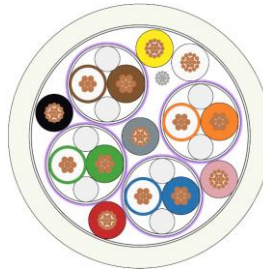
**Material**

Brass  
Brass  
Spring steel wire

**Plating / Color**

AuroDur®, gold plated  
AuroDur®, gold plated

**Cable**



**Wire**

Stranded bare copper wire  
with PVC insulation

6x  
26 AWG, Ø 0.48 mm  
Ø 0.9 mm

**Shielded pair**

Stranded bare copper wire  
with PE insulation  
Plastic tape overlapped  
Alulaminat foil overlapped

4x  
26 AWG, Ø 0.48 mm  
Ø 1.0 mm

**Drain wire**

Stranded tinned copper wire

1x  
28 AWG

**Jacket**

PUR, similar RAL 9010

Ø 6.8 ± 0.2 mm

**Flammability Rating**

**Connector parts**

Housing insert  
Housing parts 1 and 2  
Bend protection  
Cable

**Category**

Uncolored raw material acc. to UL94 V-0\*  
Uncolored raw material acc. to UL94 HB\*  
Uncolored raw material acc. to UL94 HB\*  
UL-Style 21814 (80 °C/30 V)

\*Please note that a non UL rated color batch is added

Dieses Dokument ist urheberrechtlich geschützt • This document is protected by copyright • Rosenberger Hochfrequenztechnik GmbH & Co. KG

RF\_35/09.14/6.2

MultiMag 15

Cable Assembly  
(straight)

**L99-346-XXX**

**Electrical Data**

Operating voltage 12 V  
 Operating current max. 4.5 A  
 max. 1.5 A per contact  
 Contact resistance typically  $\leq 60 \text{ m}\Omega$   
 Impedance  $\sim 100 \Omega$  differential pairs

**Mechanical Data**

Mating cycles without load min. 10.000  
 Mating cycles under load min. 1.000  
 Minimum bending radius static: 28 mm, multiple: 56 mm

**Environmental Data**

Temperature range -25 °C to +65 °C  
 Chemical resistance Isopropanol 70 %

**Compliance**

RoHS compliant



**Packing**

Standard 1 pc in plastic bag, 10 bags in box  
 Weight L99-346-3000 average  $\sim 173 \text{ g/pc}$

While the information has been carefully compiled to the best of our knowledge, nothing is intended as representation or warranty on our part and no statement herein shall be construed as recommendation to infringe existing patents. In the effort to improve our products, we reserve the right to make changes judged to be necessary.

Draft	Date	Approved	Date	Rev.	Engineering change number	Name	Date
H. Wurm	19.04.13	T. Scheuerlein	12.06.17	a00	17-s180	S. Doerr	12.06.17