



Chipsmall Limited consists of a professional team with an average of over 10 year of expertise in the distribution of electronic components. Based in Hongkong, we have already established firm and mutual-benefit business relationships with customers from,Europe,America and south Asia,supplying obsolete and hard-to-find components to meet their specific needs.

With the principle of “Quality Parts,Customers Priority,Honest Operation,and Considerate Service”,our business mainly focus on the distribution of electronic components. Line cards we deal with include Microchip,ALPS,ROHM,Xilinx,Pulse,ON,Everlight and Freescale. Main products comprise IC,Modules,Potentiometer,IC Socket,Relay,Connector.Our parts cover such applications as commercial,industrial, and automotives areas.

We are looking forward to setting up business relationship with you and hope to provide you with the best service and solution. Let us make a better world for our industry!



Contact us

Tel: +86-755-8981 8866 Fax: +86-755-8427 6832


Email & Skype: info@chipsmall.com Web: www.chipsmall.com

Address: A1208, Overseas Decoration Building, #122 Zhenhua RD., Futian, Shenzhen, China



LD Series

Metalized Drum Core Power Inductor



Description

- Metalized drum core design utilizes board space
- Current Range from 4.46 amps to 0.52 amps
- Inductance range from 1.0 μ H to 470 μ H
- Ferrite core material

Applications

- Buck or boost inductor
- Noise filtering and output filter chokes
- Computers
- Power supplies
- Test equipment instrumentation



Environmental Data

- Storage temperature: -40°C to +125°C
- Operating temperature: -40°C to +125°C (range is application specific). Temperature rise is approximately 40°C at rated rms current.
- Solder reflow temperature: 260°C max. for 10 seconds max.

Packaging

- Supplied in tape and reel packaging, LD1 (2,000), LD2 (1,000) parts per reel

Part Number	Rated Inductance (μ H)	OCL ⁽¹⁾ Nominal	I _{rms} ⁽²⁾ Amps	I _{sat} ⁽³⁾ Amps	DCR ⁽⁴⁾ (Ω) (Max.)
LD1-1R0-R	1.0	1.00	2.66	4.46	0.0330
LD1-1R4-R	1.4	1.40	2.47	3.41	0.0380
LD1-1R8-R	1.8	1.80	2.35	3.05	0.0420
LD1-2R2-R	2.2	2.20	2.22	2.76	0.0470
LD1-2R7-R	2.7	2.70	2.11	2.52	0.0520
LD1-3R3-R	3.3	3.30	2.00	2.32	0.0580
LD1-3R9-R	3.9	3.90	1.75	2.14	0.0760
LD1-4R7-R	4.7	4.70	1.57	2.00	0.0940
LD1-5R6-R	5.6	5.60	1.51	1.75	0.1010
LD1-6R8-R	6.8	6.80	1.41	1.56	0.1170
LD1-8R2-R	8.2	8.20	1.32	1.41	0.1320
LD1-100-R	10	10.0	1.13	1.28	0.1820
LD1-120-R	12	12.0	1.05	1.18	0.2100
LD1-150-R	15	15.0	0.99	1.05	0.2350
LD1-180-R	18	18.0	0.83	0.98	0.3380
LD1-220-R	22	22.0	0.78	0.89	0.3780
LD1-270-R	27	27.0	0.67	0.87	0.5220
LD1-330-R	33	33.0	0.66	0.75	0.5400
LD1-390-R	39	39.0	0.63	0.68	0.5870
LD1-470-R	47	47.0	0.52	0.61	0.8440
LD1-560-R	56	56.0	0.50	0.57	0.9370
LD1-680-R	68	68.0	0.46	0.52	1.12

Notes:

- 1) Open Circuit Inductance Test Parameters: 100kHz, 0.25V_{rms}, 0.0Adc
+/-20% except for LD1-330-R to LD1-331-R and LD2-470-R to LD2-471-R which is +/-10%
- 2) RMS current for an approximate Δ T of 40°C. It is recommended that the temperature of the part not exceed 125°C
- 3) Peak current for an approximate 10% rolloff at 20°C

4) DCR limits @ 20°C

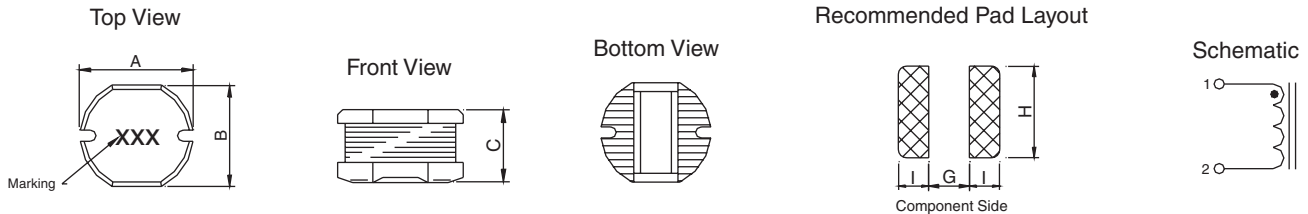
- 5) Part number definition: LDx-yyy-R
LDx = product code and size, -yyy = inductance value in μ H,
R = decimal point. If no R is present, third character = # of zeros
-R suffix = RoHS compliant

Part Number	Rated Inductance (μH)	OCL ⁽¹⁾ Nominal	I _{rms} ⁽²⁾ Amps	I _{sat} ⁽³⁾ Amps	DCR ⁽⁴⁾ (Ω) (Max.)
LD1-820-R	82	82	0.43	0.50	1.28
LD1-101-R	100	100	0.36	0.45	1.72
LD1-151-R	150	150	0.29	0.40	2.68
LD1-221-R	220	220	0.26	0.33	3.42
LD1-331-R	330	330	0.22	0.30	4.70
LD2-100-R	10	10.0	3.83	3.45	0.0700
LD2-120-R	12	12.0	3.57	3.20	0.0800
LD2-150-R	15	15.0	3.38	2.85	0.0900
LD2-180-R	18	18.0	3.19	2.60	0.1000
LD2-220-R	22	22.0	3.13	2.45	0.1100
LD2-270-R	27	27.0	2.81	2.10	0.1200
LD2-330-R	33	33.0	2.70	2.01	0.1300
LD2-390-R	39	39.0	2.42	1.85	0.1600
LD2-470-R	47	47.0	2.25	1.64	0.1800
LD2-560-R	56	56.0	1.96	1.50	0.2400
LD2-680-R	68	68.0	1.88	1.35	0.2800
LD2-820-R	82	82	1.63	1.28	0.3700
LD2-101-R	100	100	1.53	1.15	0.4300
LD2-121-R	120	120	1.43	1.09	0.4700
LD2-151-R	150	150	1.23	0.95	0.6400
LD2-181-R	180	180	1.15	0.87	0.7100
LD2-221-R	220	220	1.00	0.79	0.9600
LD2-271-R	270	270	0.94	0.73	1.11
LD2-331-R	330	330	0.83	0.64	1.26
LD2-391-R	390	390	0.78	0.58	1.77
LD2-471-R	470	470	0.74	0.55	1.96

- Notes:
1) Open Circuit Inductance Test Parameters: 100kHz, 0.25V_{rms}, 0.0Adc
+/-20% except for LD1-330-R to LD1-331-R and LD2-470-R to LD2-471-R which is +/-10%
2) RMS current for an approximate ΔT of 40°C. It is recommended that the temperature of the part not exceed 125°C
3) Peak current for an approximate 10% rolloff at 20°C

- 4) DCR limits @ 20°C
5) Part number definition: LDx-yyy-R
LDx = product code and size, -yyy = inductance value in μH,
R = decimal point. If no R is present, third character = # of zeros
-R suffix = RoHS compliant

Dimensions - mm



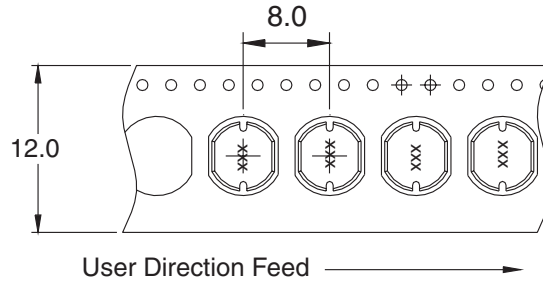
Marking:
LD1: xxx=inductance value
per family chart
LD2: "C" logo
xxx=inductance value

Dimensions	A +/-0.3	B +/-0.3	C +/-0.3	G ref	H ref	I ref
LD1	4.5	4.0	3.2	1.5	4.5	1.75
LD2	7.8	7.0	5.0	2.0	7.5	3.0

Packaging Information

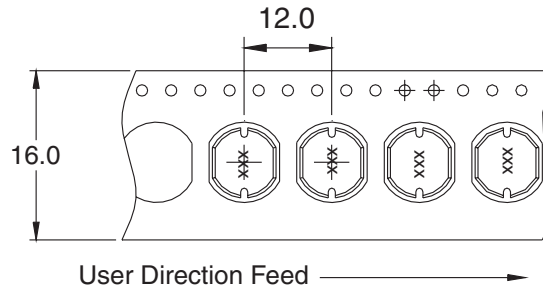
LD1 Series

Supplied in tape and reel packaging,
2000 parts per reel, 13" diameter reel.

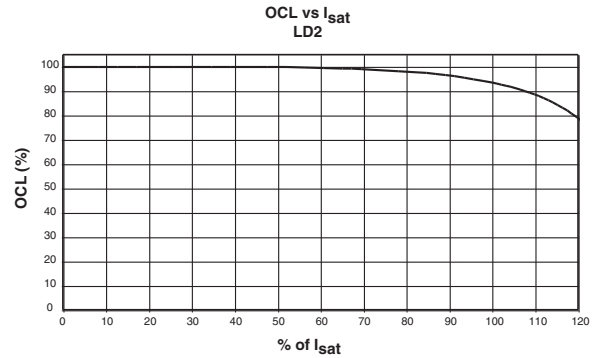
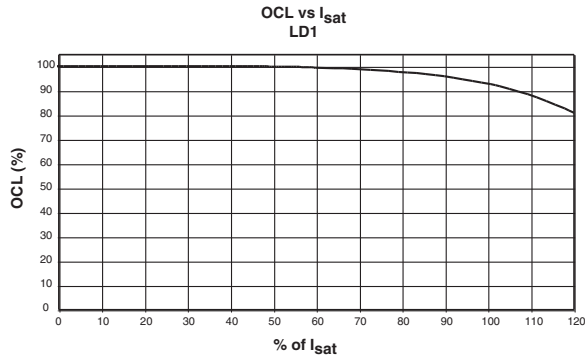


LD2 Series

Supplied in tape and reel packaging,
1000 parts per reel, 13" diameter reel.



Inductance Characteristics



North America

Cooper Bussmann
1225 Broken Sound Parkway NW
Suite F
Boca Raton, FL 33487-3533
Tel: 1-561-998-4100
Fax: 1-561-241-6640
Toll Free: 1-888-414-2645

Cooper Bussmann
P.O. Box 14460
St. Louis, MO 63178-4460
Tel: 1-636-394-2877
Fax: 1-636-527-1607

Europe

Cooper Bussmann
Cooper (UK) Limited
Burton-on-the-Wolds
Leicestershire • LE12 5TH UK
Tel: +44 (0) 1509 882 737
Fax: +44 (0) 1509 882 786

Cooper Bussmann
Avda. Santa Eulalia, 290
08223
Terrassa, (Barcelona), Spain
Tel: +34 937 362 812
+34 937 362 813
Fax: +34 937 362 719

Asia Pacific

Cooper Bussmann
1 Jalan Kilang Timor
#06-01 Pacific Tech Centre
Singapore 159303
Tel: +65 278 6151
Fax: +65 270 4160

This bulletin is intended to present product design solutions and technical information that will help the end user with design applications. Cooper Bussmann reserves the right, without notice, to change design or construction of any products and to discontinue or limit distribution of any products. Cooper Bussmann also reserves the right to change or update, without notice, any technical information contained in this bulletin. Once a product has been selected, it should be tested by the user in all possible applications.

Life Support Policy: Cooper Bussmann does not authorize the use of any of its products for use in life support devices or systems without the express written approval of an officer of the Company. Life support systems are devices which support or sustain life, and whose failure to perform, when properly used in accordance with instructions for use provided in the labeling, can be reasonably expected to result in significant injury to the user.

© 2007 Cooper Bussmann
St. Louis, MO 63178
www.cooperbussmann.com

