



Chipsmall Limited consists of a professional team with an average of over 10 year of expertise in the distribution of electronic components. Based in Hongkong, we have already established firm and mutual-benefit business relationships with customers from,Europe,America and south Asia,supplying obsolete and hard-to-find components to meet their specific needs.

With the principle of “Quality Parts,Customers Priority,Honest Operation,and Considerate Service”,our business mainly focus on the distribution of electronic components. Line cards we deal with include Microchip,ALPS,ROHM,Xilinx,Pulse,ON,Everlight and Freescale. Main products comprise IC,Modules,Potentiometer,IC Socket,Relay,Connector.Our parts cover such applications as commercial,industrial, and automotives areas.

We are looking forward to setting up business relationship with you and hope to provide you with the best service and solution. Let us make a better world for our industry!



Contact us

Tel: +86-755-8981 8866 Fax: +86-755-8427 6832

Email & Skype: info@chipsmall.com Web: www.chipsmall.com

Address: A1208, Overseas Decoration Building, #122 Zhenhua RD., Futian, Shenzhen, China

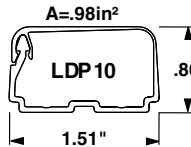
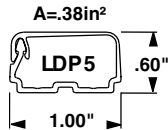
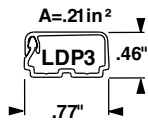


PAN-WAY™ Type LDP Surface Raceway

PAN-WAY Type LDP Surface Raceway is a single channel raceway designed to route, protect and conceal data, voice, video, fiber-optic or power cabling.

Type LDP Raceway Benefits:

- Power rated to 600V (UL), 300V (CSA). Meets **New! UL5A** and CSA 22.2 No. 62-93 standards
- Extremely tamper resistant latch for School & University applications
- One-piece hinged design allows cables to be laid in
- Factory applied adhesive backing speeds installation
- **NEW!** Now FT-4 Rated for Canada



Part Number	Std. Ctn. Qty.	Part Number	Std. Ctn. Qty.	Colors ₁
8 ft. lengths		10 ft. lengths		
LDP3—Surface Raceway				
LDP3IW8-A	160ft.	LDP3IW10-A	200ft.	Off White
LDP5—Surface Raceway				
LDP5IW8-A	160ft.	LDP5IW10-A	200ft.	Off White
LDP10—Surface Raceway				
LDP10IW8-A	160ft.	LDP10IW10-A	200ft.	Off White

Tamper resistant one-piece latching surface raceway. Supplied with pre-applied adhesive backed tape.

NOTE: LDP Raceway requires screw mounting if it is being used for power cabling applications.
 1 All parts listed in Off White (IW) color. To order other colors substitute EI (Electric Ivory), IG (Light Gray), WH (White), and BR (Brown). Contact factory for details.

ORDERING INFORMATION
 Order number of feet required, in multiples of Standard Length Increment.
 See [page C14-C15](#) for fittings

LD/LDP/LD2P Raceway Installation Tool



Part Number	Description	Std. Pkg. Qty.	Std. Ctn. Qty.
LDP Raceway Installation Tool			
LDW3-V	Optional installation tool for use with Type LD3/LDP3 raceways.	Serves as guide for drill bit in screw mount applications. Holds LD/LDP/LD2P raceway cover open during installation	5 pcs.
LDW5-V	Optional installation tool for use with Type LD5/LDP5 raceways.		50 pcs.
LDW10-V	Optional installation tool for use with Type LD10/LDP10/LD2P10 raceways.		50 pcs.

ORDERING INFORMATION:
 Order number of pieces required, in multiples of Standard Package.

Optional Mounting Method



Raceway mounts easily to smooth, clean interior surfaces, however, not all surfaces are suitable for adhesive mounting. In these applications, use the foam tape as a temporary mounting means. Insert the raceway installation tool to facilitate screw installation.