



Chipsmall Limited consists of a professional team with an average of over 10 year of expertise in the distribution of electronic components. Based in Hongkong, we have already established firm and mutual-benefit business relationships with customers from,Europe,America and south Asia,supplying obsolete and hard-to-find components to meet their specific needs.

With the principle of “Quality Parts,Customers Priority,Honest Operation,and Considerate Service”,our business mainly focus on the distribution of electronic components. Line cards we deal with include Microchip,ALPS,ROHM,Xilinx,Pulse,ON,Everlight and Freescale. Main products comprise IC,Modules,Potentiometer,IC Socket,Relay,Connector.Our parts cover such applications as commercial,industrial, and automotives areas.

We are looking forward to setting up business relationship with you and hope to provide you with the best service and solution. Let us make a better world for our industry!



Contact us

Tel: +86-755-8981 8866 Fax: +86-755-8427 6832

Email & Skype: info@chipsmall.com Web: www.chipsmall.com

Address: A1208, Overseas Decoration Building, #122 Zhenhua RD., Futian, Shenzhen, China



Features

- **Single channel population option for Le9642 two channel, 105 V maximum battery designs**
- **Pin-Selectable PCM/SPI or ZSI Interfaces**
 - Single port 4-wire ZSI control compatible with numerous VoIP processors and SoC solutions
 - Less expensive isolation than multi-port control, simplifies board routing
- **Smaller, 48-pin 7x7 mm QFN package**
- **Economical, fifth-generation line interface solution for VoIP processors and SoCs**
- **VoicePath SDK and VP-API-II Software available to implement FXS functions**
- **VeriVoice Professional Test Suite Software**
 - Comprehensive subscriber loop testing, including *Telcordia GR-909-CORE / TIA-1063* diagnostic testing
 - Industry leading advanced test software
- **VeriVoice Manufacturing Test Package (VVMT)**
 - Facilitates factory testing and calibration of assembled boards
- **Low cost, Energy Efficient Switching Regulator Architectures**
 - Up to 65- V_{RMS} open circuit ringing with up to 5 REN load
- **Low cost, 2-Layer PCB Reference Designs**
- **Complete Wideband BORSCHT functionality**
- **Worldwide Programmability**
- **Narrowband or Wideband operation**

Applications

- **Fixed Wireless (LTE) Gateways**
- **DSL Residential Gateways and Integrated Access Devices (IADs)**
- **Cable Embedded Multimedia Terminal Adapters (eMTAs)**
- **PON Single Family Units (SFU)**
- **Fiber-to-the-premise (FTTX) solutions**
- **Analog Telephone Adapters (ATAs)**

Document ID# 150402

Version 1

September 2014

Ordering Information

Device OPN	Device Type	Package	Packing
Le9641PQCT	SLIC, Tracker	48-pin QFN	Tape&Reel
Le9641PQC	SLIC, Tracker	48-pin QFN	Tray

These Green packages meet RoHS 2 Directive 2011/65/EU of the European Council to minimize the environmental impact of electrical equipment.

Description

The miSLIC™ Series Line Circuits together with a VoIP processor or SoC, provides an economical turn-key solution for derived voice applications. The versatile Le9641 miSLIC can be controlled via a PCM/SPI or ZSI interface.

The Le9641 miSLIC 1 FXS Tracking device is a drop-in pin compatible device to the miSLIC 2 FXS Le9642 device. The Le9641 uses energy efficient power supply topologies for reduced BOM cost. The Le9641 can be configured to operate a Buck-Boost fixed tracking supply or an Inverting-Boost supply. Ringing and system power management are supported to limit the peak power requirements of the telephone line FXS port. The Le9641 features wideband clarity and complete BORSCHT functionality.

Manufacturing self test and subscriber line diagnostics are available features. All AC, DC, and power parameters are programmable making the Le9641 device suitable for any short loop application requiring SLIC functionality.

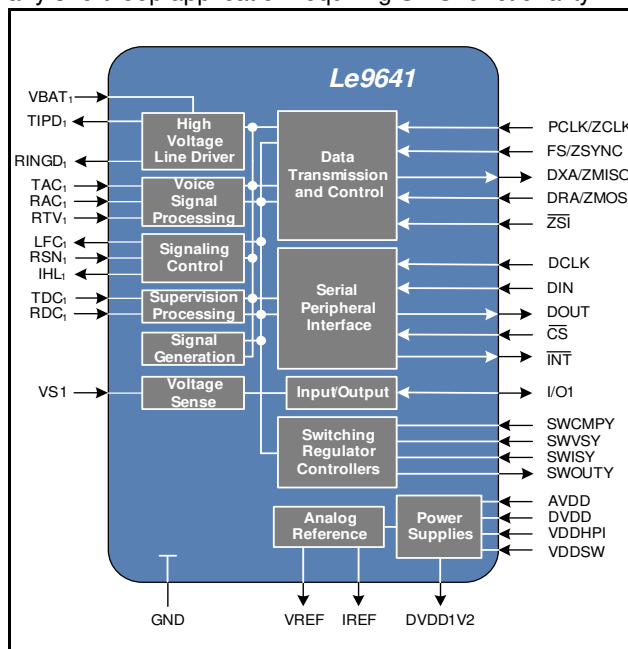


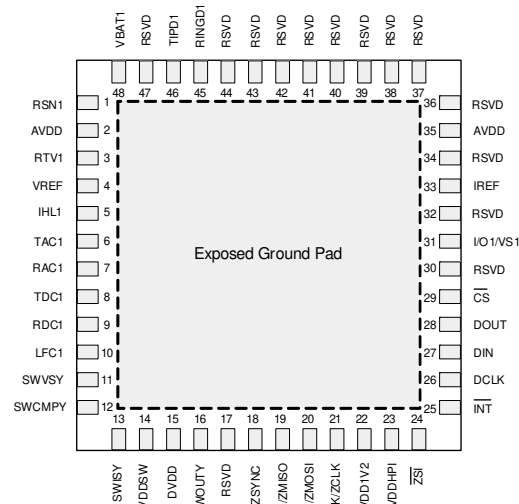
Figure 1 - Le9641 Block Diagram

Selected Electrical Specifications

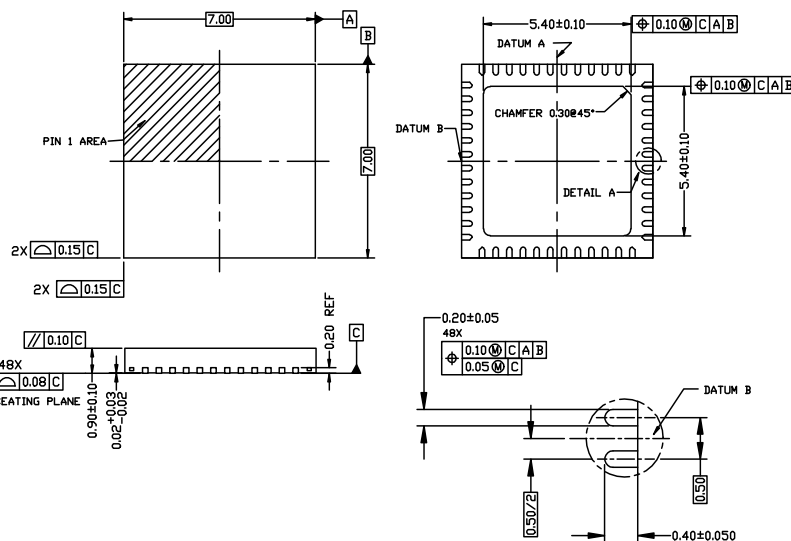
Description	Symbol	Test Conditions	Min	Typ	Max	Unit
Ambient Temperature, under Bias	T_A		-40		+85	°C
Digital and Analog Supply Voltages	DVDD, AVDD		3.135	3.3	3.465	V_{DC}
Operating Limits: V_{BAT1} (in active state)			-105 V_{DC} to -12 V_{DC}			V_{DC}
Line Current:	ILA		18	25	45	mA
Ringing Voltage	V_{RING}	5 REN		50	65	V_{RMS}
Two-Wire Return Loss	R_L	200 to 3400 Hz		30		dB
Longitudinal Balance		1 kHz		58		dB
Device Power Dissipation, Continuous	$P_{D(max)}$	$T_A = 85^\circ\text{C}$		1.5		W
Junction to Ambient Thermal Resistance	θ_{JA}			29		°C/W

Device Power Consumption (Buck-Boost)	Symbol	Test Conditions	Typ	Unit
Shutdown	P_D	Switcher off	8	mW
Disconnect			37	
Low Power Idle Mode		On-Hook	52	
Idle		On-Hook	98	
Active		Off-Hook, 300 Ω , ILA = 25 mA	324	
Ringing		50 V_{RMS} , 1 REN	462	

Device Pinout



Package Drawings



Related Collateral

www.microsemi.com/voice-line-circuits

- Le9641 Tracking Battery miSLIC™ Line Circuit Preliminary Data Sheet, Document ID# 148556
 - ZLR964122L SM2 Line Module, ZSI, 1 FXS, Buck-Boost ABS, 85- V_{PK} , 5 REN
 - ZLR964124L SM2 Line Module, PCM/SPI, 1 FXS Buck-Boost and 1 FXS Inverting-Boost, 85- V_{PK} , 5 REN
- Le9642 Shared Battery Dual miSLIC™ Line Circuit Preliminary Data Sheet, Document ID# 148557
 - ZLR964222L SM2 Line Module, ZSI, 2 FXS, Buck-Boost ABS, 85- V_{PK} , 5 REN