



Chipsmall Limited consists of a professional team with an average of over 10 year of expertise in the distribution of electronic components. Based in Hongkong, we have already established firm and mutual-benefit business relationships with customers from,Europe,America and south Asia,supplying obsolete and hard-to-find components to meet their specific needs.

With the principle of “Quality Parts,Customers Priority,Honest Operation,and Considerate Service”,our business mainly focus on the distribution of electronic components. Line cards we deal with include Microchip,ALPS,ROHM,Xilinx,Pulse,ON,Everlight and Freescale. Main products comprise IC,Modules,Potentiometer,IC Socket,Relay,Connector.Our parts cover such applications as commercial,industrial, and automotives areas.

We are looking forward to setting up business relationship with you and hope to provide you with the best service and solution. Let us make a better world for our industry!



Contact us

Tel: +86-755-8981 8866 Fax: +86-755-8427 6832

Email & Skype: info@chipsmall.com Web: www.chipsmall.com

Address: A1208, Overseas Decoration Building, #122 Zhenhua RD., Futian, Shenzhen, China



Electrical Specifications

Input Voltage Range:	120V model: 108-132V Min/Max 230V model: 208-300V Min/Max
Frequency:	50/60 Hz Nom. (47-63 Hz Min/Max)
Power Factor:	≥ 0.90 @ Full Load, 120Vac-277Vac
Inrush Current:	<10.0 Amps @ 120Vac, cold start 25°C, max load
Input Current:	0.21 Amps @ 120Vac, 60Hz, max load 0.16 Amps @ 230Vac, 60Hz, max load
Maximum Power:	16W
Line Regulation:	± 3%
Load Regulation:	±5%
THD:	<20% @ full load (no dimmer)
Start-Up Time:	0.7 seconds

Protections

Over-voltage	Output
Over-current	Output
Short Circuit	Auto Recovery

Environmental Specifications

Max Case Life Temp: (5 year warranty)	62°C
Maximum Case Temp (UL):	90°C
Minimum Starting Temp:	-30°C
Storage Temperature:	-40°C to +85°C
Humidity:	5% to 95%
Cooling:	Convection
Vibration Frequency:	5 to 55 Hz/2g, 30 minutes
Sound Rating:	Class A
Impact Resistance:	1g/s
Lifetime:	50,000 hrs @ Tc=62°C (see graph for details)
MTBF:	402,000 Hours @ full load, 40°C ambient conditions per MIL-217F Notice 2
EMC:	FCC 47CFR Part 15 Class B compliant
Weight:	5.8 oz. (165 g)

- Total Power: 16 Watts
- <10%-100%, ELV & Triac dimmable drivers
- Input Voltage: 120Vac or 230-277Vac Phase Dimming
- UL Dry & Damp Location Rated
- UL Type HL Rated for Hazardous Locations
- IP66 & NEMA4
- Black Magic Thermal Advantage™ Plastic Housing
- Compatible with Triac (leading edge) and ELV (electronic low voltage; trailing edge) dimmer controls
- Use a dimmer that closely matches the load, just slightly larger. (EX: For best performance, use a 150W rated dimmer for 100W total LED load instead of 600W dimmer.)

Note:
LED drivers are designed and intended to operate LED loads only. Non-LED loading may be outside the specified design limits of our LED drivers, and therefore cannot be covered by any warranty. If you desire to use our LED drivers to operate non-LED loads please contact us to discuss compatibility.



120Vac Input - ELV & Triac Dimming Models

Model	Output Current (mA ±5%)	Output Voltage Range (Vdc)	Max. Output Power (W)	Typical Efficiency
LED16W120-046-C0350-LT	350	28-46	16	85%
LED16W120-036-C0450-LT	450	22-36	16	85%
LED16W120-030-C0550-LT	550	18-30	16.5	84%
LED16W120-028-C0600-LT	600	17-28	16.8	84%
LED16W120-024-C0700-LT	700	14-24	16.8	83%
LED16W120-014-C1140-LT	1140	8-14	16	82%
LED16W120-012-C1330-LT	1330	7-12	16	82%

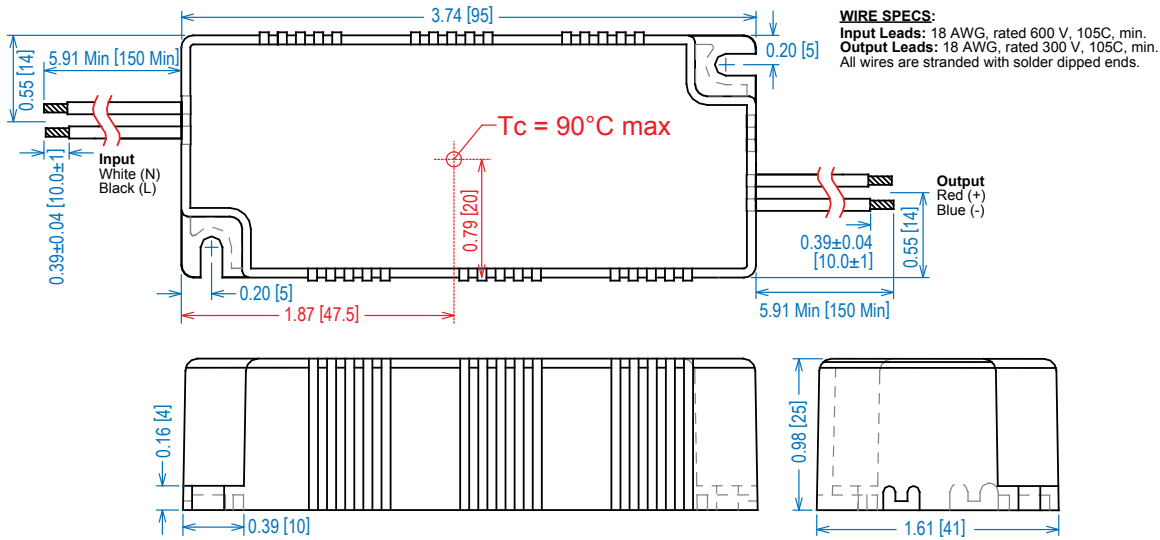
230-277Vac Input - ELV & Triac Dimming Models

Model	Output Current (mA ±5%)	Output Voltage Range (Vdc)	Max. Output Power (W)	Typical Efficiency
LED16W230-046-C0350-LT	350	28-46	16	85%
LED16W230-036-C0450-LT	450	22-36	16	85%
LED16W230-030-C0550-LT	550	18-30	16.5	84%
LED16W230-028-C0600-LT	600	17-28	16.8	84%
LED16W230-024-C0700-LT	700	14-24	16.8	83%
LED16W230-014-C1140-LT	1140	8-14	16	82%
LED16W230-012-C1330-LT	1330	7-12	16	82%

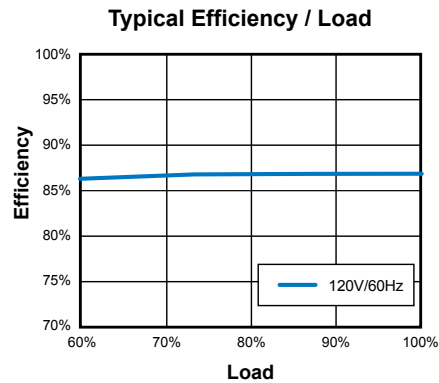
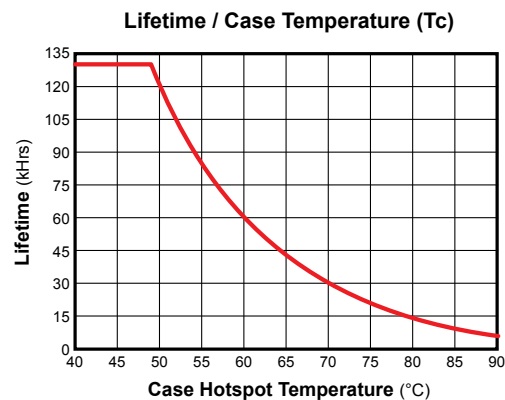
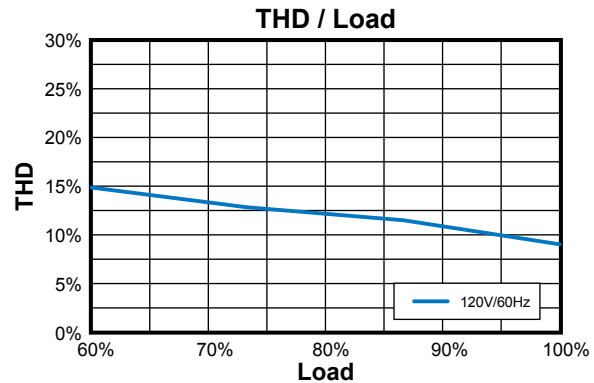
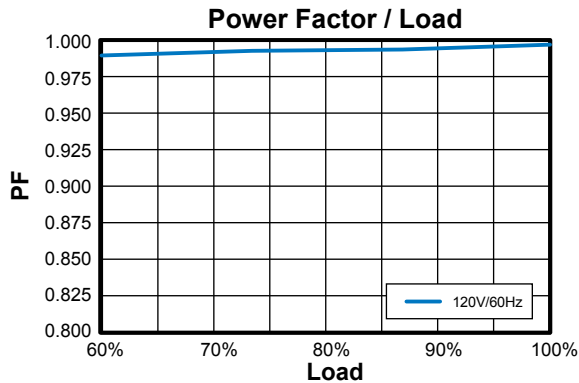
Class 2: US/Canada

Safety Certification	Standard
UL/CUL	UL8750, UL1310 for UL Class 2 & CAN/CSA C22.2 No. 250.13, UL Type HL
CE	EN 61347-1, EN61347-2-13
EMC Standard	Notes
EN 55015	Conducted emission
EN 61000-3-2	RFE Field Susceptibility test
EN 61000-3-3	Electrical Fast Transient
EN 61000-4-5	Surge Immunity Test, 2 kV; L-N
Energy Star	ANSI/IEEE C62.41.1-2002 and ANSI/IEEE C62.41.2-2002
FCC, 47 CFR Part 15	Class B

Dimensions



Power Characteristics



UL Conditions of Acceptability

See website for additional information

Note: The area under the life-temperature curve represents where the driver has highly reliable operation within specification. Driver performance may drift out of published specifications as the hours of operation exceed the curve at a given temperature. Higher operating temperatures increase the chances of a failure to function. Other electrical, mechanical and environmental factors affect driver lifetime but are not represented in this calculation.

Dimming

