



Chipsmall Limited consists of a professional team with an average of over 10 year of expertise in the distribution of electronic components. Based in Hongkong, we have already established firm and mutual-benefit business relationships with customers from,Europe,America and south Asia,supplying obsolete and hard-to-find components to meet their specific needs.

With the principle of “Quality Parts,Customers Priority,Honest Operation,and Considerate Service”,our business mainly focus on the distribution of electronic components. Line cards we deal with include Microchip,ALPS,ROHM,Xilinx,Pulse,ON,Everlight and Freescale. Main products comprise IC,Modules,Potentiometer,IC Socket,Relay,Connector.Our parts cover such applications as commercial,industrial, and automotives areas.

We are looking forward to setting up business relationship with you and hope to provide you with the best service and solution. Let us make a better world for our industry!



Contact us

Tel: +86-755-8981 8866 Fax: +86-755-8427 6832

Email & Skype: info@chipsmall.com Web: www.chipsmall.com

Address: A1208, Overseas Decoration Building, #122 Zhenhua RD., Futian, Shenzhen, China



LED-20W Series Switch Mode LED Drivers

select **SYNC**
classic



Electrical Specifications

Input Voltage Range:	100-277 Vac Nom. (90-305 V Min/Max)
Input Over-Voltage:	Can endure 320Vac for 48 Hrs, 350Vac for 2 Hrs
Frequency:	50/60 Hz Nom. (47-63 Hz Min/Max)
Power Factor:	>0.90 @ full load, 100V through 277V
Inrush Current:	<15.0 Amps max @ 230 Vac, cold start 25°C
Input Current:	0.25 Amps max at 120 Vac
Efficiency:	85% typical at max load
Maximum Power:	20W
Line Regulation:	± 3%
Load Regulation:	±4%
THD:	≤ 20% @ ≥ 70% load 100-230V, ≥ 80% load 277V
Leakage Current:	300 µA Typical
Hold up Time:	Half Cycle

Protections

Over-voltage	Output
Over-current	Output
Short Circuit	Auto Recovery

Environmental Specifications

Max Case Life Temp: (5 year warranty)	62°C
Maximum Case Temp (UL):	90°C
Minimum Starting Temp:	-30°C
Storage Temperature:	-40°C to +85°C
Humidity:	5% to 95%
Cooling:	Convection
Vibration Frequency:	5 to 55 Hz/2g, 30 minutes
Sound Rating:	Class A
MTBF:	488,000 Hours at full load and 40°C ambient conditions per MIL-217F Notice 2
Weight:	5.8 oz (165 grams) typical

- Total Power: 20 Watts
- Input Voltage: 100-277 Vac Nom.
- UL Dry & Damp Location Rated
- High Power Factor
- IP66 and NEMA4
- Constant Current & Constant Voltage with Isolation
- Black Magic Thermal Advantage™ Plastic Housing
- UL Sign Components Manual (S.A.M. Models)

Dimming Option:

0-10V & Resistance dimmable models include an extra two wires +Purple/-Gray on the output side. "D" Compatible with most quality 0-10V wall dimmers. See page 3 for additional specifications.

Note:

LED drivers are designed and intended to operate LED loads only. Non-LED loading may be outside the specified design limits of our LED drivers, and therefore cannot be covered by any warranty. If you desire to use our LED drivers to operate non-LED loads please contact us to discuss compatibility.

© 2017 Thomas Research Products. Specifications subject to change without notice.



Constant Current Models

Model	Output Current (mA ±4%)	Output Voltage Range (Vdc)	Max. Output Power (W)	Typical Efficiency
LED20W-57-C0350-XX	350	19-57	20	84%
LED20W-48-C0350-XX	350	16-48	16.8	83%
LED20W-43-C0460-XX	460	15-43	20	83%
LED20W-40-C0500-XX	500	14-40	20	82%
LED20W-36-C0550-XX	550	12-36	20	82%
LED20W-28-C0700-XX	700	10-28	20	81%
LED20W-24-C0700-XX	700	8-24	16.8	81%
LED20W-24-C0830-XX	830	8-24	20	81%
LED20W-22-C0910-XX	910	7-22	20	81%
LED20W-18-C1100-XX	1100	6-18	20	80%
LED20W-15-C1330-XX	1330	5-15	20	80%
LED20W-13-C1540-XX	1540	4-13	20	79%
LED20W-12-C1660-XX	1660	4-12	20	78%

-XX indicates dimming options are available. See options at left. Blank = fixed current output

Constant Voltage Models

Model	Output Voltage (Vdc ±5%)	Output Current Range (mA)	Max. Output Power (W)	Typical Efficiency
LED20W-12	12	415-1660	20	82%
LED20W-13	13	385-1540	20	82%
LED20W-15	15	333-1330	20	83%
LED20W-18	18	275-1100	20	83%
LED20W-22	22	228-910	20	84%
LED20W-24	24	208-830	20	84%
LED20W-28	28	175-700	20	84%
LED20W-36	36	138-550	20	85%
LED20W-40	40	125-500	20	85%
LED20W-43	43	115-460	20	85%
LED20W-48	48	88-350	16.8	85%
LED20W-57	57	88-350	20	85%

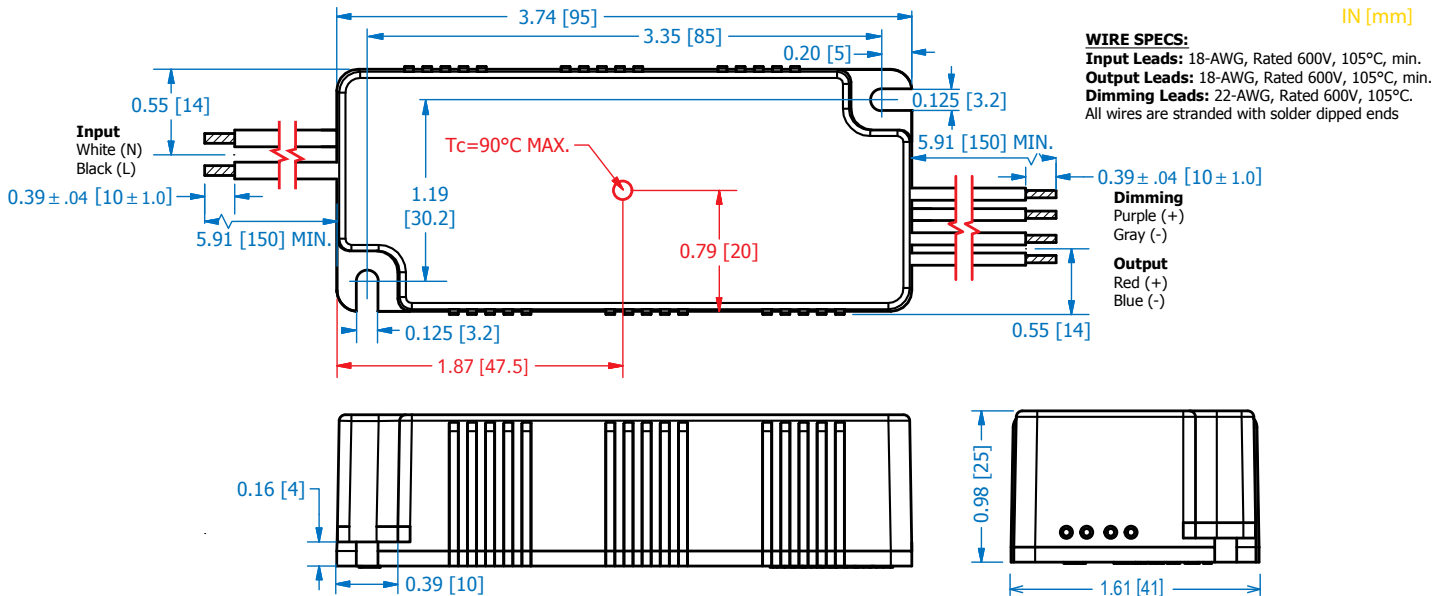
• Indicates S.A.M.

Class 2: US/Canada

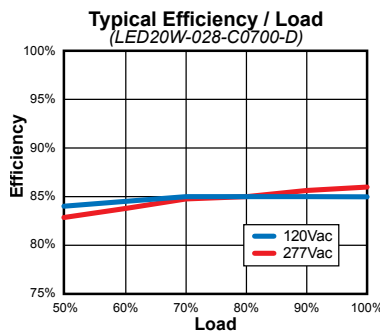
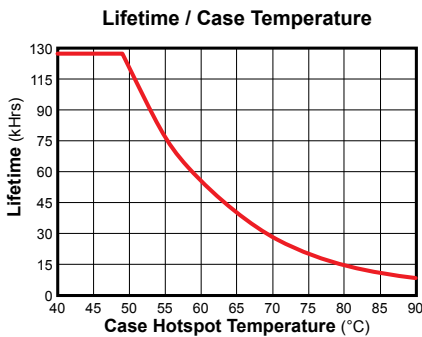
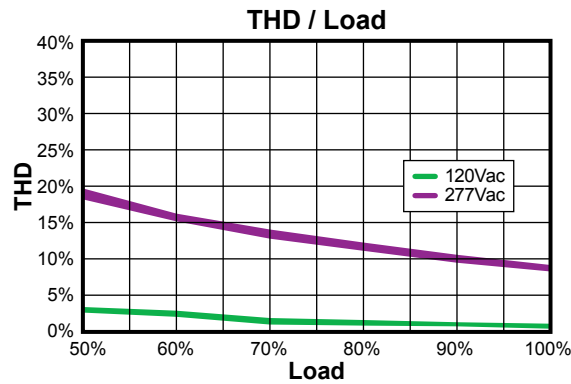
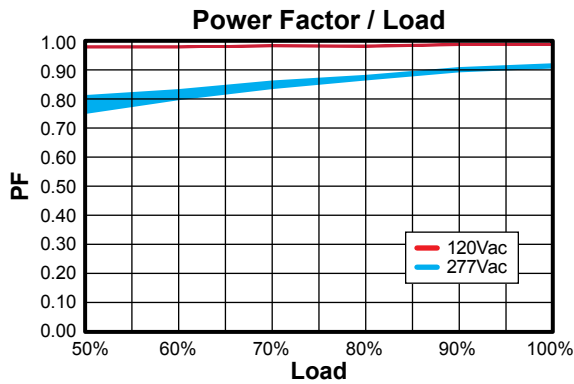
Safety Cert.	Standard
UL/CUL	UL8750
CSA	22.2
CE	EN61347
EMC Standard	Notes
EN61000-3-2	
EN61000-3-3	Class C
FCC, 47CFR Part 15	Class B



Dimensions



Power Characteristics



UL Conditions of Acceptability

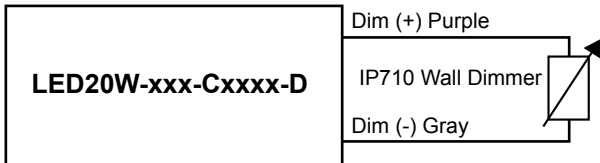
See website for additional information

Note: The area under the life-temperature curve represents where the driver has highly reliable operation within specification. Driver performance may drift out of published specifications as the hours of operation exceed the curve at a given temperature. Higher operating temperatures increase the chances of a failure to function. Other electrical, mechanical and environmental factors affect driver lifetime but are not represented in this calculation.

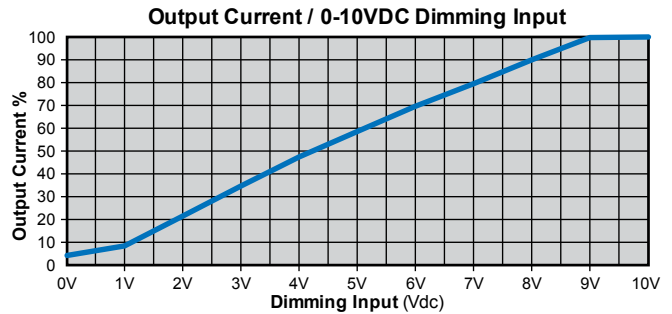
"-D" Option: 0-10VDC and Resistance Dimming

Parameters	Minimum	Typical	Maximum
Source Current out of 0-10V Purple Wire	0mA	—	2mA
Absolute Voltage Range on 0-10V (+) Purple Wire	-2.0V	—	+15V
Sink Current into 0-10V Purple Wire	0mA	—	1.2mA

Typical Dimming Circuit



(Dimmer must be current-sink type control)



Notes:

1. 0-10V dimmable version comes with an extra two wires +Purple/-Gray on the output side.
2. Compatible with most 0-10V Wall Slide dimmers and direct 0-10V analog signal. Recommended dimmer is Leviton IP710 or equivalent
3. 0-10V dimmable version output will be $\leq 10\%$ @ 0-1.0V
4. 0-10V dimmable version output will be 100% with Purple/Gray open and minimum with Purple/Gray Shorted.