



Chipsmall Limited consists of a professional team with an average of over 10 year of expertise in the distribution of electronic components. Based in Hongkong, we have already established firm and mutual-benefit business relationships with customers from,Europe,America and south Asia,supplying obsolete and hard-to-find components to meet their specific needs.

With the principle of “Quality Parts,Customers Priority,Honest Operation,and Considerate Service”,our business mainly focus on the distribution of electronic components. Line cards we deal with include Microchip,ALPS,ROHM,Xilinx,Pulse,ON,Everlight and Freescale. Main products comprise IC,Modules,Potentiometer,IC Socket,Relay,Connector.Our parts cover such applications as commercial,industrial, and automotives areas.

We are looking forward to setting up business relationship with you and hope to provide you with the best service and solution. Let us make a better world for our industry!



## Contact us

Tel: +86-755-8981 8866 Fax: +86-755-8427 6832

Email & Skype: info@chipsmall.com Web: www.chipsmall.com

Address: A1208, Overseas Decoration Building, #122 Zhenhua RD., Futian, Shenzhen, China



## Electrical Specifications

Input Voltage Range:	100-277 Vac Nom. (90-305 V Min/Max)
Input Over-Voltage:	Can endure 320Vac for 48 Hrs, 350Vac for 2 Hrs
Frequency:	50/60 Hz Nom. (47-63 Hz Min/Max)
Power Factor:	≥ 0.90 @ ≥ 70% load 100-230V, ≥ 88% load 277V
Inrush Current:	<15.0 Amps max @ 230 Vac, cold start 25°C
Input Current (Max):	0.25 Amps max @ 120 Vac, full load
Maximum Power:	25W
Current Regulation:	± 3% Over input line variation
Load Regulation:	± 3%
THD:	≤ 20% @ ≥ 70% load 100-230V, ≥ 80% load 277V
Leakage Current:	400 µA Typical
Hold Up Time:	Half Cycle

## Protections

Over-voltage	Output
Over-current	Output
Short Circuit	Auto Recovery

## Environmental Specifications

Max Case Life Temp: (5 year warranty)	72°C
Maximum Case Temp (UL):	90°C
Minimum Starting Temp:	-30°C
Storage Temperature:	-40°C to +85°C
Humidity:	5% to 95%
Cooling:	Convection
Vibration Frequency:	5 to 55 Hz/2g, 30 minutes
Sound Rating:	Class A
MTBF:	482,000 Hours @ full load, 40°C per MIL-217F Notice 2
Weight:	7.0 oz. (198 grams)

- Total Power: 25 Watts
- Input Voltage: 100-277 Vac Nom.
- UL Dry & Damp Location Rated
- IP66
- High Power Factor
- Constant Current & Constant Voltage with Isolation
- UL Type HL Rated for Hazardous Locations
- Black Magic Thermal Advantage™ Plastic Housing

### Dimming Option:

0-10V & Resistance dimmable models include an extra two wires +Purple/-Gray on the output side. "D" Compatible with most quality 0-10V wall dimmers. See page 3 for additional specifications.

### Note:

LED drivers are designed and intended to operate LED loads only. Non-LED loading may be outside the specified design limits of our LED drivers, and therefore cannot be covered by any warranty. If you desire to use our LED drivers to operate non-LED loads please contact us to discuss compatibility.



### Constant Current Models

Model	Current Out (mA ±4%)	Voltage Out, Range (Vdc)	Power Out Max (W)	Typical Efficiency
LED25W-72-C0350-HL-XY	350	24-72	25	86%
LED25W-62-C0400-HL-XY	400	21-62	24.8	85%
LED25W-56-C0450-HL-XY	450	19-56	25	84%
LED25W-45-C0560-HL-XY	560	13-45	25	84%
LED25W-40-C0620-HL-XY	620	13-40	24.8	84%
LED25W-36-C0700-HL-XY	700	12-36	25	83%
LED25W-28-C0850-HL-XY	850	10-28	23.8	82%
LED25W-24-C1040-HL-XY	1040	8-24	25	82%
LED25W-20-C1250-HL-XY	1250	7-20	25	82%
LED25W-18-C1400-HL-XY	1400	6-18	25	81%
LED25W-16-C1560-HL-XY	1560	6-16	25	81%
LED25W-14-C1750-HL-XY	1750	5-14	24.5	80%
LED25W-12-C2080-HL-XY	2080	4-12	25	78%

-X indicates lead options. B for bottom leads, S for side leads.

-Y indicates dimming options are available. See options at left. Blank = fixed current output

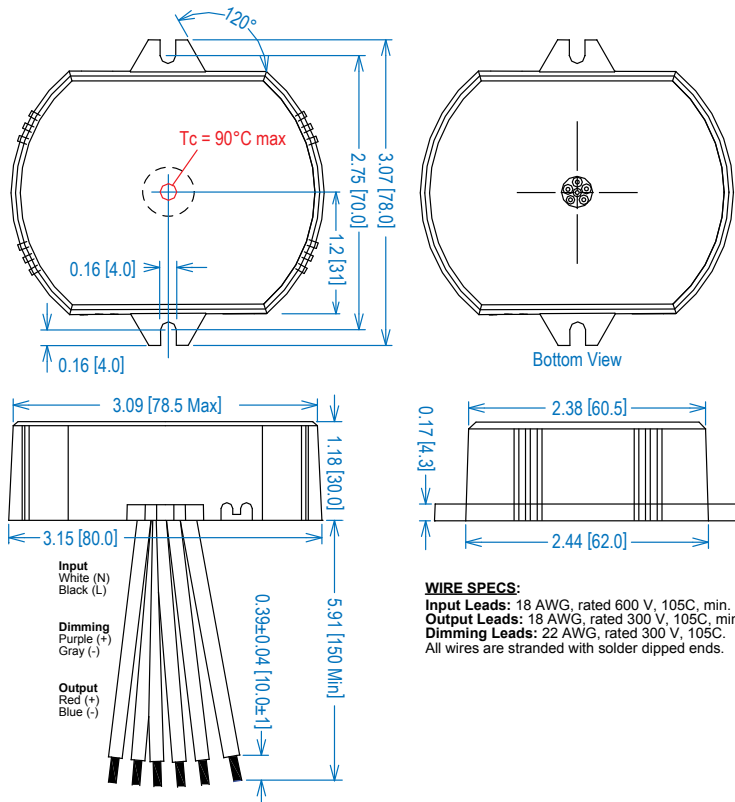
### Constant Voltage Models

Model	Voltage Out (Vdc ±5%)	Current Out Range (mA)	Power Out Max (W)	Typical Efficiency
LED25W-12-HL-X	12	520-2080	25	81%
LED25W-14-HL-X	14	438-1750	24.5	82%
LED25W-16-HL-X	16	390-1560	25	82%
LED25W-18-HL-X	18	360-1400	25	82%
LED25W-20-HL-X	20	313-1250	25	83%
LED25W-24-HL-X	24	260-1040	25	83%
LED25W-28-HL-X	28	213-850	23.8	83%
LED25W-36-HL-X	36	175-700	25	84%
LED25W-40-HL-X	40	155-620	24.8	84%
LED25W-45-HL-X	45	140-560	25	84%
LED25W-56-HL-X	56	113-450	25	84%
LED25W-62-HL-X	62	100-400	24.8	85%
LED25W-72-HL-X	72	88-350	25	86%

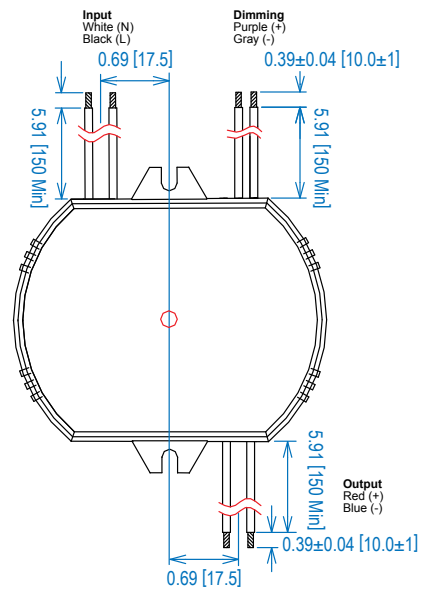
Class 2: US/Canada

### Dimensions

#### Standard "BY" Bottom Leads Configuration:

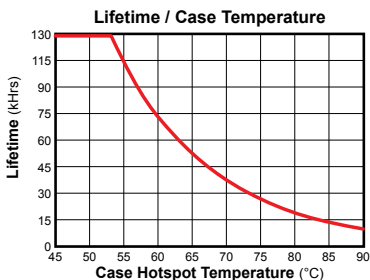
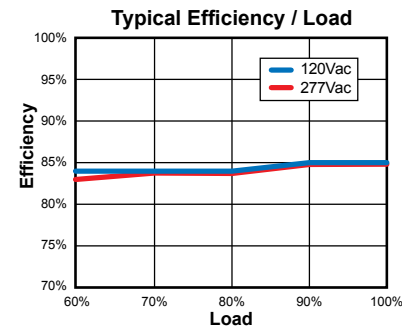
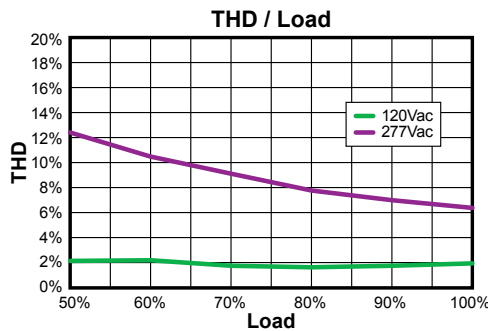
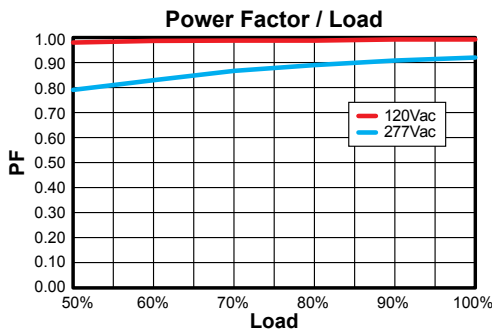


#### "-SY" Optional Side Leads Configuration:



IN [mm]

### Power Characteristics



Safety Cert.	Standard
UL/CUL	UL8750
CSA	22.2
CE	EN61347
EMC Standard	Notes
EN61000-3-2	
EN61000-3-3	Class C
FCC, 47CFR Part 15	Class B
EN55015	

**Note:** The area under the life-temperature curve represents where the driver has highly reliable operation within specification. Driver performance may drift out of published specifications as the hours of operation exceed the curve at a given temperature. Higher operating temperatures increase the chances of a failure to function. Other electrical, mechanical and environmental factors affect driver lifetime but are not represented in this calculation.

### UL Conditions of Acceptability

See website for additional information

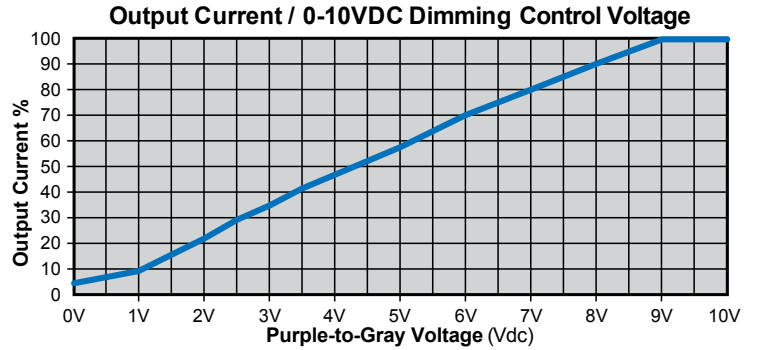
### “-D” Option: 0-10VDC and Resistance Dimming

Parameters	Minimum	Typical	Maximum
Source Current out of 0-10V Purple Wire	0 mA	—	2 mA
Absolute Voltage Range on 0-10V (+) Purple Wire	-2.0V	—	+15V

#### Typical Dimming Circuit



(Dimmer must be current-sink type control)



#### Notes:

1. 0-10V dimmable version comes with an extra two wires +Purple/-Gray on the output side.
2. Compatible with most 0-10V dimmers. Recommended dimmer is Leviton IP710 or equivalent
3. 0-10V dimmable version is not intended to dim below about 5% @ 0V or 10% @ 1.0V
4. 0-10V dimmable version output will be 100% with Purple/Gray open and minimum with Purple/Gray Shorted.