



Chipsmall Limited consists of a professional team with an average of over 10 year of expertise in the distribution of electronic components. Based in Hongkong, we have already established firm and mutual-benefit business relationships with customers from,Europe,America and south Asia,supplying obsolete and hard-to-find components to meet their specific needs.

With the principle of “Quality Parts,Customers Priority,Honest Operation,and Considerate Service”,our business mainly focus on the distribution of electronic components. Line cards we deal with include Microchip,ALPS,ROHM,Xilinx,Pulse,ON,Everlight and Freescale. Main products comprise IC,Modules,Potentiometer,IC Socket,Relay,Connector.Our parts cover such applications as commercial,industrial, and automotives areas.

We are looking forward to setting up business relationship with you and hope to provide you with the best service and solution. Let us make a better world for our industry!



Contact us

Tel: +86-755-8981 8866 Fax: +86-755-8427 6832

Email & Skype: info@chipsmall.com Web: www.chipsmall.com

Address: A1208, Overseas Decoration Building, #122 Zhenhua RD., Futian, Shenzhen, China





Electrical Specifications

Input Voltage Range:	347-480 Vac Nom. (312-528 V Min/Max)
Frequency:	50/60 Hz Nom. (47-63 Hz Min/Max)
Power Factor:	>0.90 @ >60% load 347V, >80% load 480V
Inrush Current:	<30.0 Amps max @ 480Vac, full load, cold start 25°C
Input Current:	0.15 Amps typical @ 347Vac, 60 Hz, full load
Maximum Power:	40W
Current Accuracy:	± 3% Over input line variation
Load Regulation:	± 4%
THD:	≤ 20% @ any load, 347V/480V
Leakage Current:	600 µA Typical
Hold Up Time:	Half Cycle

Protections

Over-voltage	Output
Over-current	Output
Short Circuit	Auto Recovery

Environmental Specifications

Max Case Life Temp: (5 year warranty)	75°C
Maximum Case Temp (UL):	90°C
Minimum Starting Temp:	-30°C
Storage Temperature:	-40°C to +85°C
Humidity:	5% to 95%
Cooling:	Convection
Vibration Frequency:	5 to 55 Hz/2g, 30 minutes
Sound Rating:	Class A
Impact Resistance:	1g/s
MTBF @ 40°C:	482,000 Hours at full load, per MIL-217F Notice 2
EMC:	FCC 47CFR Part 15 Class A compliant
Weight:	11 oz. (311 g)

- Total Power: 40 Watts
- Input Voltage: 347-480 Vac Nom.
- UL Dry & Damp Location Rated
- IP66 & NEMA4
- High Power Factor
- Constant Current & Constant Voltage with Isolation
- Black Magic Thermal Advantage™ Plastic Housing

Dimming Option:

“-D” 0-10V & Resistance dimmable models include an extra two wires +Purple/-Gray on the output side. “-D” Compatible with most quality 0-10V wall dimmers. See page 3.

“-D3” 3-wire dimmable model dims 100% to 10%. Three extra wires included on the output side: Yellow/Purple/Gray. This model is suitable for potentiometer dimming. See page 3.

Note:

LED drivers are designed and intended to operate LED loads only. Non-LED loading may be outside the specified design limits of our LED drivers, and therefore cannot be covered by any warranty. If you desire to use our LED drivers to operate non-LED loads please contact us to discuss compatibility.

Constant Current Models

Model	Output Current (mA ±5%)	Output Voltage Range (Vdc)	Max Output Power (W)	Typical Efficiency
LED40W-130-C0300-XX-HV	300	44-130	39.0	87%
LED40W-114-C0350-XX-HV	350	38-114	39.9	86%
LED40W-100-C0400-XX-HV	400	33-100	40	86%
LED40W-089-C0450-XX-HV	450	30-89	40	86%
LED40W-072-C0550-XX-HV	550	24-72	39.6	85%
LED40W-057-C0700-XX-HV	700	20-57	40	85%
LED40W-048-C0830-XX-HV	830	16-48	39.8	85%
LED40W-045-C0900-XX-HV	900	16-45	40	85%
LED40W-040-C1000-XX-HV	1000	13-40	40	85%
LED40W-036-C1100-XX-HV	1100	12-36	39.6	85%
LED40W-030-C1400-XX-HV	1400	10-30	42	85%
LED40W-024-C1670-XX-HV	1670	8-24	40	85%
LED40W-022-C1820-XX-HV	1820	7-22	40	85%
LED40W-018-C2200-XX-HV	2200	6-18	39.6	84%
LED40W-015-C2680-XX-HV	2680	5-15	40	84%
LED40W-013-C3080-XX-HV	3080	4-13	40	84%
LED40W-012-C3330-XX-HV	3330	4-12	40	83%
LED40W-010-C4000-XX-HV	4000	3-10	40	83%
LED40W-009-C4450-XX-HV	4450	3-9	40	82%

XX indicates dimming options are available. See options at left. Blank = fixed current output

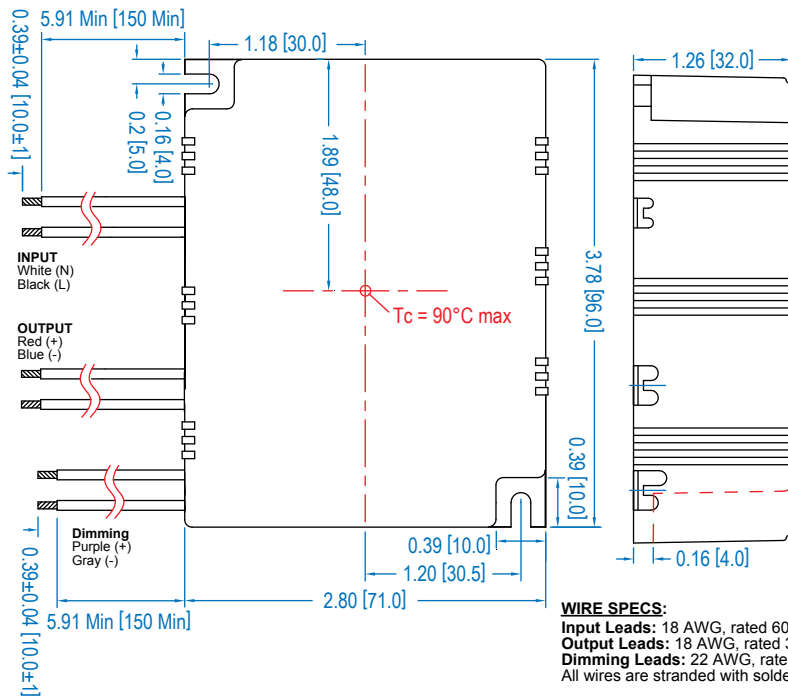
Constant Voltage Models

Model	Output Voltage (Vdc ±5%)	Output Current Range (mA)	Max Output Power (W)	Max Efficiency
LED40W-009-HV	9	1113-4450	40	80%
LED40W-010-HV	10	1000-4000	40	81%
LED40W-012-HV	12	825-3330	40	81%
LED40W-013-HV	13	770-3080	40	81%
LED40W-015-HV	15	670-2680	40	81%
LED40W-018-HV	18	550-2200	39.6	81%
LED40W-022-HV	22	455-1820	40	82%
LED40W-024-HV	24	418-1670	40	82%
LED40W-030-HV	30	350-1400	42	82%
LED40W-036-HV	36	275-1100	39.6	82%
LED40W-040-HV	40	250-1000	40	82%
LED40W-045-HV	45	225-900	40	83%
LED40W-048-HV	48	208-830	39.8	83%
LED40W-057-HV	57	175-700	40	83%
LED40W-072-HV	72	138-550	39.6	84%
LED40W-089-HV	89	113-450	40	85%
LED40W-100-HV	100	100-400	40	85%
LED40W-114-HV	114	75-350	39.9	86%
LED40W-130-HV	130	75-300	39.0	86%

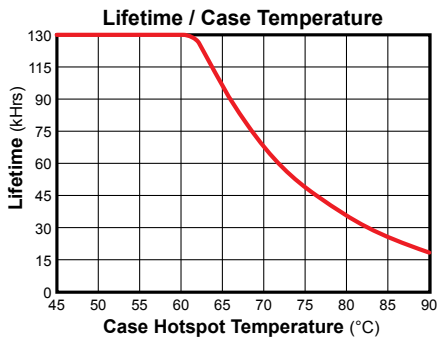
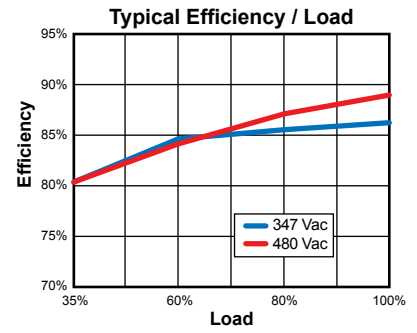
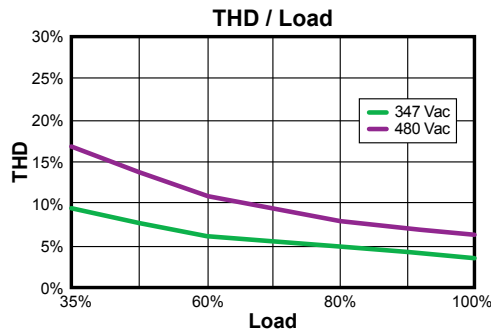
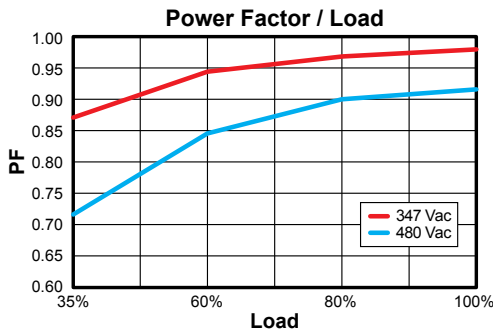
Class 2: US/Canada



Dimensions



Power Characteristics



Safety Cert.	Standard
UL/CUL	UL8750
CSA	22.2
CE	EN61347
EMC Standard	Notes
EN55015	
EN61000-3-2	> 80% Rated Power
EN61000-3-3	Class C
FCC, 47CFR Part 15	Class B
EN6100-4-5	3KV L-N, 8/20 μsec Surge Protection

Note: The area under the life-temperature curve represents where the driver has highly reliable operation within specification. Driver performance may drift out of published specifications as the hours of operation exceed the curve at a given temperature. Higher operating temperatures increase the chances of a failure to function. Other electrical, mechanical and environmental factors affect driver lifetime but are not represented in this calculation.

UL Conditions of Acceptability

See website for additional information

“-D” and “-D3” Option: 0-10VDC and Resistance Dimming

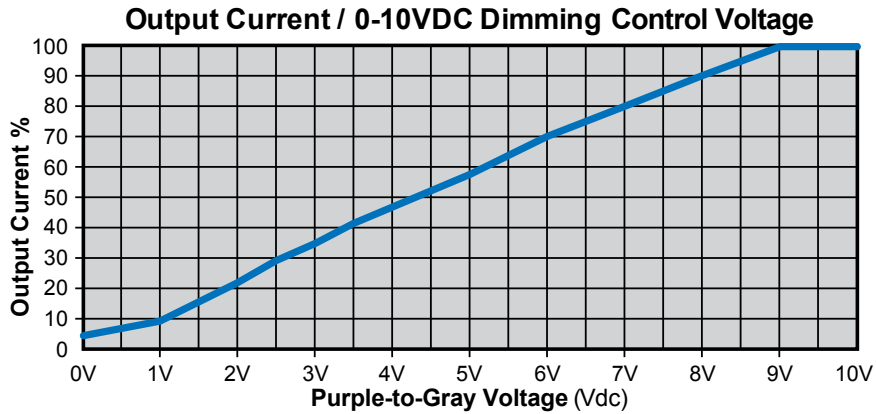
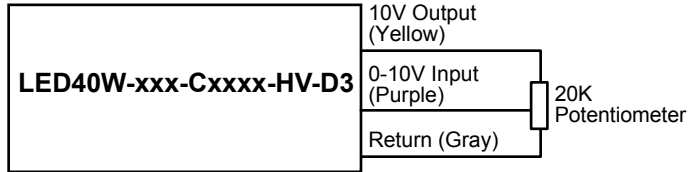
Parameters	Minimum	Typical	Maximum
Source Current out of 0-10V Purple Wire	0 mA	---	2 mA
Absolute Voltage Range on 0-10V (+) Purple Wire	-2.0 V	---	+15 V
Source Current out of Aux Yellow Wire	---	---	10mA

“-D” Typical Dimming Circuit



(Dimmer must be current-sink type control)

“-D3” 3-Wire Dimming Circuit



Notes:

1. D dimmable version comes with an extra two wires on the output side: +Purple/-Gray.
2. Compatible with most 0-10V dimmers. Recommended dimmer is Leviton IP710 or equivalent.
3. D & D3 dimmable versions are not intended to dim below about 5% @ 0V or 10% @ 1.0V.
4. Output will be 100% with Purple/Gray open and minimum with Purple/Gray Shorted.