



Chipsmall Limited consists of a professional team with an average of over 10 year of expertise in the distribution of electronic components. Based in Hongkong, we have already established firm and mutual-benefit business relationships with customers from,Europe,America and south Asia,supplying obsolete and hard-to-find components to meet their specific needs.

With the principle of “Quality Parts,Customers Priority,Honest Operation,and Considerate Service”,our business mainly focus on the distribution of electronic components. Line cards we deal with include Microchip,ALPS,ROHM,Xilinx,Pulse,ON,Everlight and Freescale. Main products comprise IC,Modules,Potentiometer,IC Socket,Relay,Connector.Our parts cover such applications as commercial,industrial, and automotives areas.

We are looking forward to setting up business relationship with you and hope to provide you with the best service and solution. Let us make a better world for our industry!



Contact us

Tel: +86-755-8981 8866 Fax: +86-755-8427 6832

Email & Skype: info@chipsmall.com Web: www.chipsmall.com

Address: A1208, Overseas Decoration Building, #122 Zhenhua RD., Futian, Shenzhen, China



Electrical Specifications

Input Voltage Range:	100-277 Vac Nom. (90-305 V Min/Max)
Input Over-Voltage:	Can endure 320Vac for 48 Hrs, 350Vac for 2 Hrs
Frequency:	50/60 Hz Nom. (47-63 Hz Min/Max)
Power Factor:	>0.90 @ full load, 100V through 277V
Inrush Current:	<30.0 Amps max @ 230 Vac, cold start 25°C
Input Current:	1.00 Amps max
Maximum Power:	75W
Current Accuracy:	± 1% Over input line variation
Load Regulation:	± 3%
THD:	≤ 20% @ full load
Leakage Current:	400 µA Typical
Hold Up Time:	Half Cycle

Protections

Over-voltage	Output
Over-current	Output
Short Circuit	Auto Recovery

Environmental Specifications

Max Case Life Temp: (5 year warranty)	74°C
Maximum Case Temp (UL):	90°C
Minimum Starting Temp:	-30°C
UL Type TL Rating:	Class 2: 90/62°C; Non-Class 2: 90/67°C
Storage Temperature:	-40°C to +85°C
Humidity:	5% to 95%
Cooling:	Convection
Vibration Frequency:	5 to 55 Hz/2g, 30 minutes
Sound Rating:	Class A
MTBF:	478,000 Hours at full load and 40°C ambient conditions per MIL-217F Notice 2
EMC:	FCC 47CFR Part 15 Class B compliant



Constant Current Models

Model	Output Current (mA ±3%)	Output Voltage Range (Vdc)	Max. Output Power (W)	Typical Efficiency
LED75W-257-C0300-XX	300	85-257	75	91%
LED75W-200-C0350-XX	350	66-200	70	91%
LED75W-128-C0600-XX	600	42-128	75	91%
LED75W-085-C0900-XX	900	28-85	75	90%
LED75W-064-C1200-XX	1200	21-64	75	90%
LED75W-056-C1400-XX	1400	18-56	75	90%
LED75W-048-C1600-XX	1600	16-48	75	90%
LED75W-036-C2100-XX	2100	12-36	75	89%
LED75W-030-C2500-XX	2500	10-30	75	89%
LED75W-027-C2800-XX	2800	9-27	75	88%
LED75W-025-C3000-XX	3000	8-25	75	88%
LED75W-022-C3400-XX	3400	7-22	74.8	88%
LED75W-020-C3750-XX	3750	7-20	75	87%
LED75W-018-C4200-XX	4200	6-18	75	86%
LED75W-015-C5000-XX	5000	5-15	75	86%

-XX indicates dimming options are available. See options at left. Blank = fixed current output

Constant Voltage Models

Model	Output Voltage (Vdc ±5%)	Output Current Range (mA)	Max. Output Power (W)	Typical Efficiency
LED75W-015	15	1250-5000	75	86%
LED75W-018	18	1050-4200	75	86%
LED75W-020	20	938-3750	75	87%
LED75W-022	22	850-3400	74.8	88%
LED75W-025	25	750-3000	75	88%
LED75W-027	27	700-2800	75	88%
LED75W-030	30	625-2500	75	89%
LED75W-036	36	525-2100	75	89%
LED75W-048	48	400-1600	75	90%
LED75W-056	56	350-1400	75	90%
LED75W-064	64	300-1200	75	90%
LED75W-085	85	225-900	75	90%
LED75W-128	128	150-600	75	91%
LED75W-200	200	88-350	70	91%
LED75W-257	257	75-300	75	91%

Class 2: US/Canada

- Total Power: 75 Watts
- Input Voltage: 100-277 Vac Nom.
- UL Dry & Damp Location Rated
- IP66
- High Power Factor
- UL Type HL Rated for Hazardous Locations
- Constant Current & Constant Voltage with Isolation
- Black Magic Thermal Advantage™ Plastic Housing

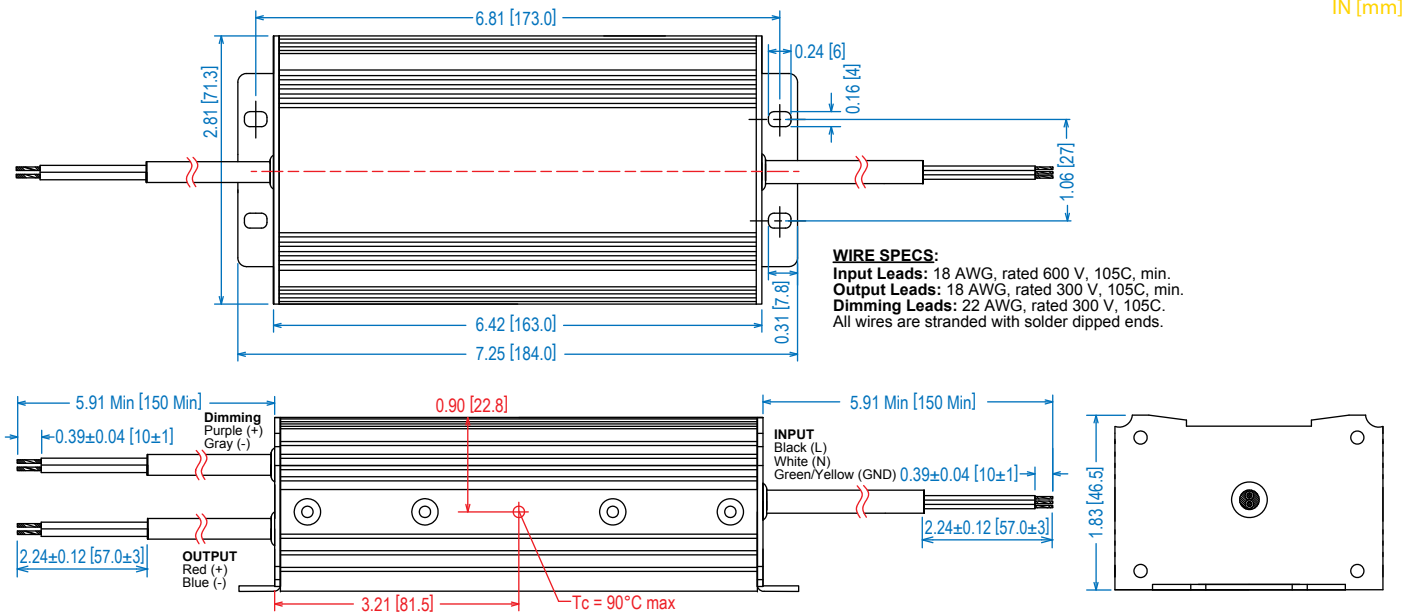
Dimming Option:

0-10V & Resistance dimmable models include an extra two wires +Purple/-Gray on the output side. "D" Compatible with most quality 0-10V wall dimmers. See page 3 for additional specifications.

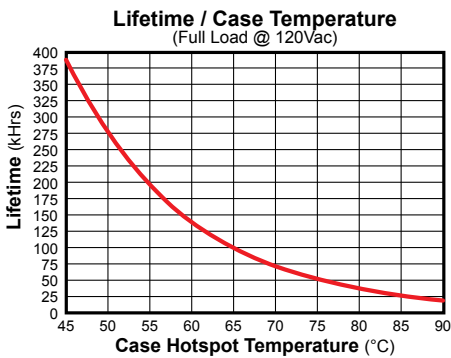
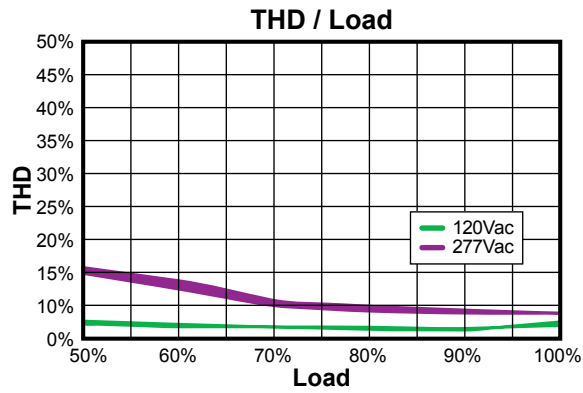
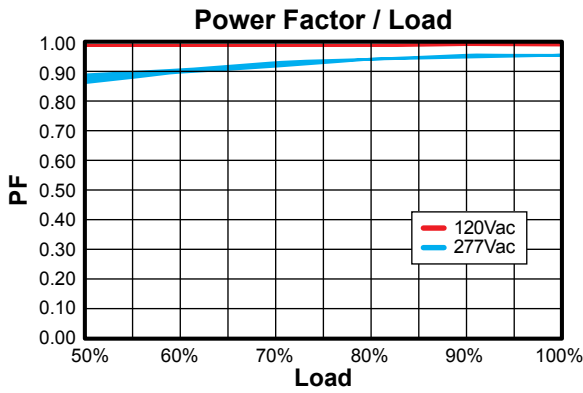
Note:

LED drivers are designed and intended to operate LED loads only. Non-LED loading may be outside the specified design limits of our LED drivers, and therefore cannot be covered by any warranty. If you desire to use our LED drivers to operate non-LED loads please contact us to discuss compatibility.

Dimensions



Power Characteristics



Safety Cert.	Standard
UL/CUL	UL8750 & CAN/CSA-22.2
CE	EN 61347
EMC Standard	Notes
FCC, 47CFR Part 15	Class B
EN 61000-3-2	
EN 61000-3-3	Class C
EN 61000-4-5	2 kV/4 kV 8/20µsec

UL Conditions of Acceptability

See website for additional information

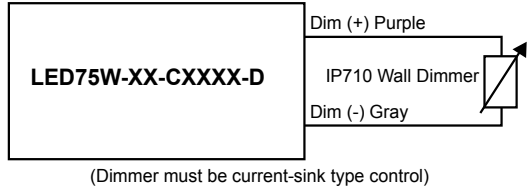
Note: The area under the life-temperature curve represents where the driver has highly reliable operation within specification. Driver performance may drift out of published specifications as the hours of operation exceed the curve at a given temperature. Higher operating temperatures increase the chances of a failure to function. Other electrical, mechanical and environmental factors affect driver lifetime but are not represented in this calculation.



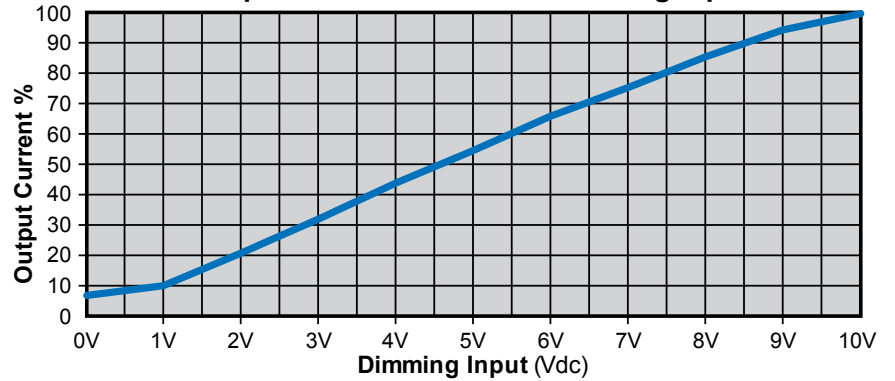
“-D” Option: 0-10VDC and Resistance Dimming

Parameters	Minimum	Typical	Maximum
Source Current out of 0-10V Purple Wire	0 mA	—	2 mA
Absolute Voltage Range on 0-10V (+) Purple Wire	-2.0 V	—	+15 V

Typical Dimming Circuit



Output Current / 0-10VDC Dimming Input



Notes:

1. 0-10V dimmable version comes with an extra two wires +Purple/-Gray on the output side.
2. Compatible with most 0-10V Wall Slide dimmers and direct 0-10V analog signal. Recommended dimmer is Leviton IP710 or equivalent
3. 0-10V dimmable version is not intended to dim below about 5% @ 0V or 10% @ 1.0V
4. 0-10V dimmable version output will be 100% with Purple/Gray open and minimum with Purple/Gray Shorted.