



Chipsmall Limited consists of a professional team with an average of over 10 year of expertise in the distribution of electronic components. Based in Hongkong, we have already established firm and mutual-benefit business relationships with customers from,Europe,America and south Asia,supplying obsolete and hard-to-find components to meet their specific needs.

With the principle of “Quality Parts,Customers Priority,Honest Operation,and Considerate Service”,our business mainly focus on the distribution of electronic components. Line cards we deal with include Microchip,ALPS,ROHM,Xilinx,Pulse,ON,Everlight and Freescale. Main products comprise IC,Modules,Potentiometer,IC Socket,Relay,Connector.Our parts cover such applications as commercial,industrial, and automotives areas.

We are looking forward to setting up business relationship with you and hope to provide you with the best service and solution. Let us make a better world for our industry!



Contact us

Tel: +86-755-8981 8866 Fax: +86-755-8427 6832

Email & Skype: info@chipsmall.com Web: www.chipsmall.com

Address: A1208, Overseas Decoration Building, #122 Zhenhua RD., Futian, Shenzhen, China





LED-90W Series– Fixed Output and Dimmable Switch Mode LED Drivers Constant Current & Constant Voltage with Isolation Black Magic Thermal Advantage™ Aluminum Housing

Electrical Specifications

Input Voltage Range:	100-277 Vac Nom. (90-305 V Min/Max)
Input Over-Voltage:	Can endure 320Vac for 48 Hrs, 350Vac for 2 Hrs
Frequency:	50/60 Hz Nom. (47-63 Hz Min/Max)
Power Factor:	>0.90 @ full load, 100V through 277V
Inrush Current:	<30.0 Amps max @ 230 Vac, cold start 25°C
Input Current:	1.2 Amps max
Maximum Power:	90W
Current Accuracy:	± 1% Over input line variation
Load Regulation:	± 3%
THD:	≤ 20% @ full load
Leakage Current:	400 µA Typical
Hold Up Time:	Half Cycle
Protection:	Output Over-Voltage, Output Over-Current, and Output Short Circuit Protection reset by power cycling

Electrical Specifications

Minimum Starting Temp:	-30°C
Maximum Case Temp.	90°C
UL Type TL Rating:	Class 2: 90/69°C; Non-Class 2: 90/69°C
Storage Temperature:	-40°C to +85°C
Humidity:	5% to 95%
Cooling:	Convection
Vibration Frequency:	5 to 55 Hz/2g, 30 minutes
Sound Rating:	Class A
MTBF:	418,000 Hours at full load and 40°C ambient conditions per MIL-217F Notice 2
EMC:	FCC 47CFR Part 15 Class B compliant

Ordering Options:

-D: 0-10V & Resistance dimmable version comes with an extra two wires +Purple/-Gray on the output side. -D 0-10V Dimming is compatible with most quality 0-10V wall dimmers. See page 3 for additional specifications.



- Total Power: 90 Watts
- Input Voltage: 100-277 Vac Nom.
- UL Dry & Damp Location Rated
- IP66
- High Power Factor
- UL Type HL Rated for Hazardous Locations

Constant Current - Product Specifications

Model Number	Output Current (mA ±3%)	Output Voltage Range (Vdc)	Max. Output Power (W)	Typical Efficiency
LED90W-257-C0350-XX	350	85-257	90	92%
LED90W-200-C0450-XX	450	66-200	90	92%
LED90W-128-C0700-XX	700	42-128	90	92%
LED90W-085-C1050-XX	1050	28-85	90	91%
LED90W-064-C1400-XX	1400	21-64	90	91%
LED90W-056-C1600-XX	1600	18-56	90	91%
LED90W-048-C1875-XX	1875	16-48	90	91%
LED90W-036-C2500-XX	2500	12-36	90	90%
LED90W-030-C3000-XX	3000	10-30	90	90%
LED90W-027-C3330-XX	3330	9-27	90	89%
LED90W-025-C3500-XX	3500	8-25	90	89%
LED90W-022-C4090-XX	4090	7-22	90	89%
LED90W-020-C4500-XX	4500	7-20	90	88%
LED90W-018-C5000-XX	5000	6-18	90	87%
LED90W-015-C6000-XX	6000	5-15	90	87%

-XX indicates dimming options are available. See options at left. Blank = fixed current output

Constant Voltage - Product Specifications

Model Number	Output Voltage (Vdc ±5%)	Output Current Range (mA)	Max. Output Power (W)	Typical Efficiency
LED90W-015	15	1500-6000	90	87%
LED90W-018	18	1250-5000	90	87%
LED90W-020	20	1125-4500	90	88%
LED90W-022	22	1023-4090	90	89%
LED90W-025	25	875-3500	90	89%
LED90W-027	27	833-3330	90	89%
LED90W-030	30	750-3000	90	90%
LED90W-036	36	625-2500	90	90%
LED90W-048	48	469-1875	90	91%
LED90W-056	56	400-1600	90	91%
LED90W-064	64	350-1400	90	91%
LED90W-085	85	263-1050	90	91%
LED90W-128	128	175-700	90	92%
LED90W-200	200	113-450	90	92%
LED90W-257	257	88-350	90	92%

Class 2: US/Canada



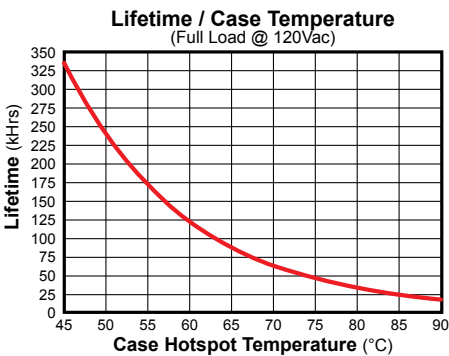
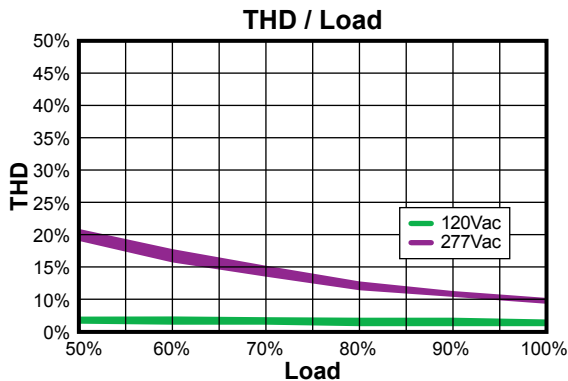
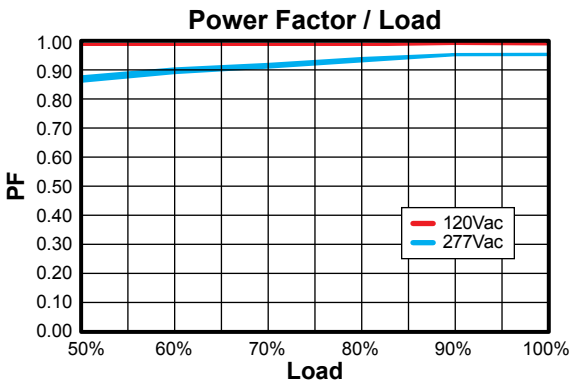
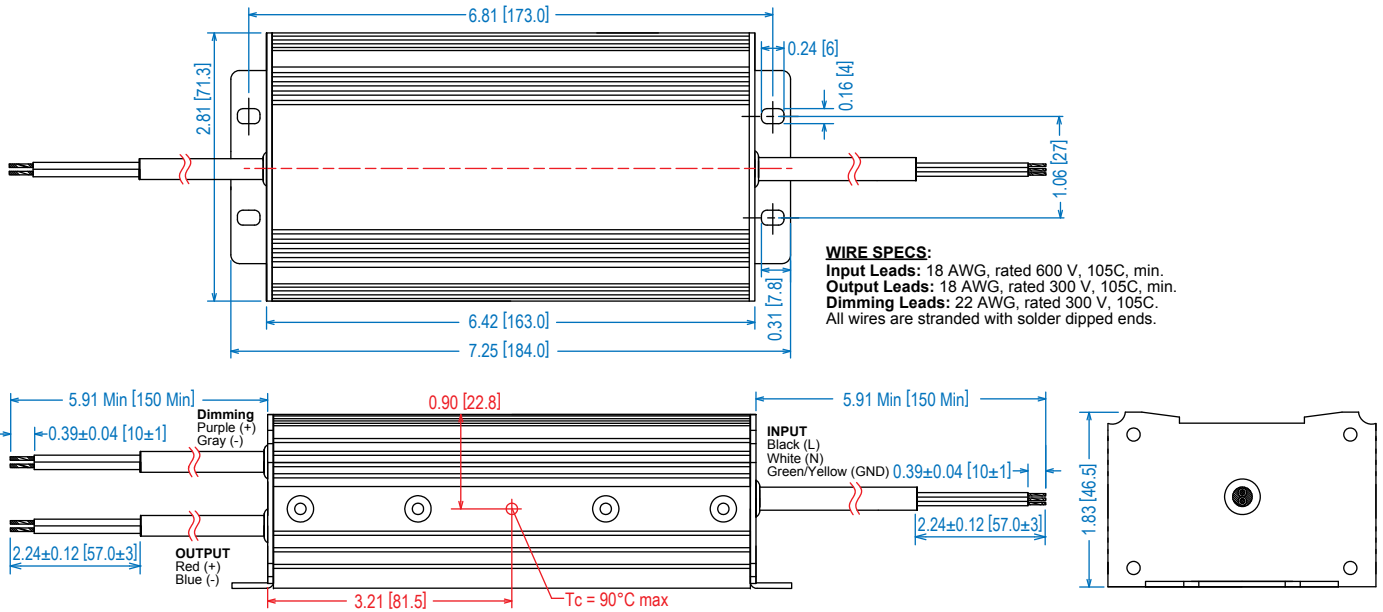
Note:
LED drivers are designed and intended to operate LED loads only. Non-LED loading may be outside the specified design limits of our LED drivers, and therefore cannot be covered by any warranty. If you desire to use our LED drivers to operate non-LED loads please contact us to discuss compatibility.

Specifications subject to change without notice.

Rev 10-12-16



Dimensions - Inches (mm)



Safety Cert.	Standard
UL/CUL	UL8750 & CAN/CSA-22.2
CE	EN 61347
EMC Standard	Notes
FCC, 47CFR Part 15	Class B
EN 61000-3-2	
EN 61000-3-3	Class C
EN 61000-4-5	2 kV/4 kV 8/20µsec

UL Conditions of Acceptability

See website for additional information

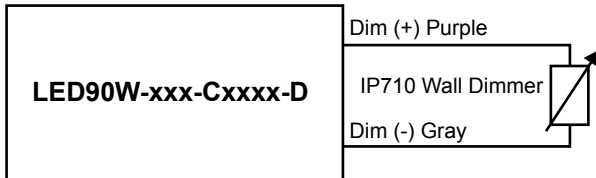
Note:

The area under the life-temperature curve represents where the driver has highly reliable operation within specification. Driver performance may drift out of published specifications as the hours of operation exceed the curve at a given temperature. Higher operating temperatures increase the chances of a failure to function. Other electrical, mechanical and environmental factors affect driver lifetime but are not represented in this calculation.

“-D” Option: 0-10VDC and Resistance Dimming

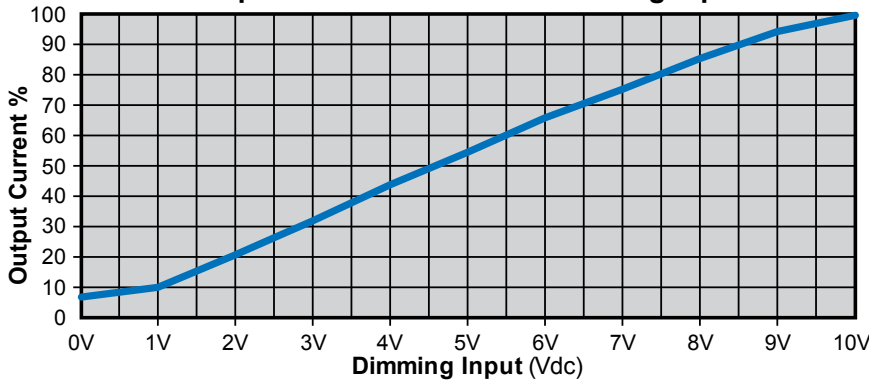
Parameters	Minimum	Typical	Maximum
Source Current out of 0-10V Purple Wire	0 mA	—	2 mA
Absolute Voltage Range on 0-10V (+) Purple Wire	-2.0 V	—	+15 V

Typical Dimming Circuit



(Dimmer must be current-sink type control)

Output Current / 0-10VDC Dimming Input



Notes:

1. 0-10V dimmable version comes with an extra two wires +Purple/-Gray on the output side.
2. Compatible with most 0-10V Wall Slide dimmers and direct 0-10V analog signal. Recommended dimmer is Leviton IP710 or equivalent
3. 0-10V dimmable version is not intended to dim below about 5% @ 0V or 10% @ 1.0V
4. 0-10V dimmable version output will be 100% with Purple/Gray open and minimum with Purple/Gray Shorted.