



Chipsmall Limited consists of a professional team with an average of over 10 year of expertise in the distribution of electronic components. Based in Hongkong, we have already established firm and mutual-benefit business relationships with customers from,Europe,America and south Asia,supplying obsolete and hard-to-find components to meet their specific needs.

With the principle of “Quality Parts,Customers Priority,Honest Operation,and Considerate Service”,our business mainly focus on the distribution of electronic components. Line cards we deal with include Microchip,ALPS,ROHM,Xilinx,Pulse,ON,Everlight and Freescale. Main products comprise IC,Modules,Potentiometer,IC Socket,Relay,Connector.Our parts cover such applications as commercial,industrial, and automotives areas.

We are looking forward to setting up business relationship with you and hope to provide you with the best service and solution. Let us make a better world for our industry!



Contact us

Tel: +86-755-8981 8866 Fax: +86-755-8427 6832

Email & Skype: info@chipsmall.com Web: www.chipsmall.com

Address: A1208, Overseas Decoration Building, #122 Zhenhua RD., Futian, Shenzhen, China





LEG-150W Series– Fixed Output and Dimmable Switch Mode LED Drivers Constant Current, Non-Isolated Black Magic Thermal Advantage™ Metallic Housing

Electrical Specifications

Input Voltage Range:	120-277 VAC Nom. (108-305 V Min/Max)
Input Over-Voltage:	Can endure 320Vac for 48 Hrs, 350Vac for 2 Hrs
Frequency:	50/60 Hz Nom. (47-63 Hz Min/Max)
Power Factor:	>0.90 @ full load, 100V through 277V
THD:	≤ 20% @ for all loads >80%
Inrush Current:	<40.0 Amps maximum @ 230 VAC, cold start 25°C
Input Current:	1.4A @ 120Vac, 0.68A @ 230Vac
Maximum Power:	150W
Current Accuracy:	± 1% Over input line variation
Load Regulation:	± 2%
Leakage Current:	400 uA Typical
Hold Up Time:	Half Cycle
Protection:	Output Protection: Over-Voltage, Over-Current, and Short Circuit Protection, reset by power cycling

Environmental Specifications

Minimum Starting Temp:	-30°C
Maximum Case Temp.	80°C
UL Type TL Rating:	Non-Class 2: 65/58°C
Storage Temperature:	-40°C to +85°C
Humidity:	5% to 95%
Cooling:	Convection
Vibration Frequency:	5 to 55 Hz/2g, 30 minutes
Sound Rating:	Class A
MTBF:	380,000 Hours at full load and 40°C ambient conditions per MIL-217F Notice 2
EMC:	FCC 47CFR Part 15 Class A compliant
Impact Resistance:	1g/s
Weight:	45 oz (1270 grams)



- Total Power: 150 Watts
- Input Voltage: 100-277 Vac Nom.
- UL Dry & Damp Location Rated
- IP66
- High Power Factor
- UL8750, EN61347, CSA 22.2
- UL Type HL Rated for Hazardous Locations

Constant Current - Non Dimming

Model Number	Output Current (mA ±3%)	Output Voltage Range (Vdc)	Max Output Power (W)	Max Efficiency
LEG150W-425-C0350	350	120-425	148.7	92%
LEG150W-280-C0530	530	94-280	148.4	91%
LEG150W-210-C0700	700	70-210	147.0	90%

Constant Current - 0-10VDC Dimming

Model Number	Output Current (mA ±3%)	Output Voltage Range (Vdc)	Max Output Power (W)	Max Efficiency
LEG150W-425-C0350-D	350	120-425	148.7	92%
LEG150W-280-C0530-D	530	94-280	148.4	91%
LEG150W-210-C0700-D	700	70-210	147.0	90%

Ordering Options:

-D: 0-10V & Resistance dimmable version comes with an extra two wires +Purple/-Gray on the output side. 0-10V Dimming is compatible with most quality 0-10V dimmers. See pg. 3 for more information.



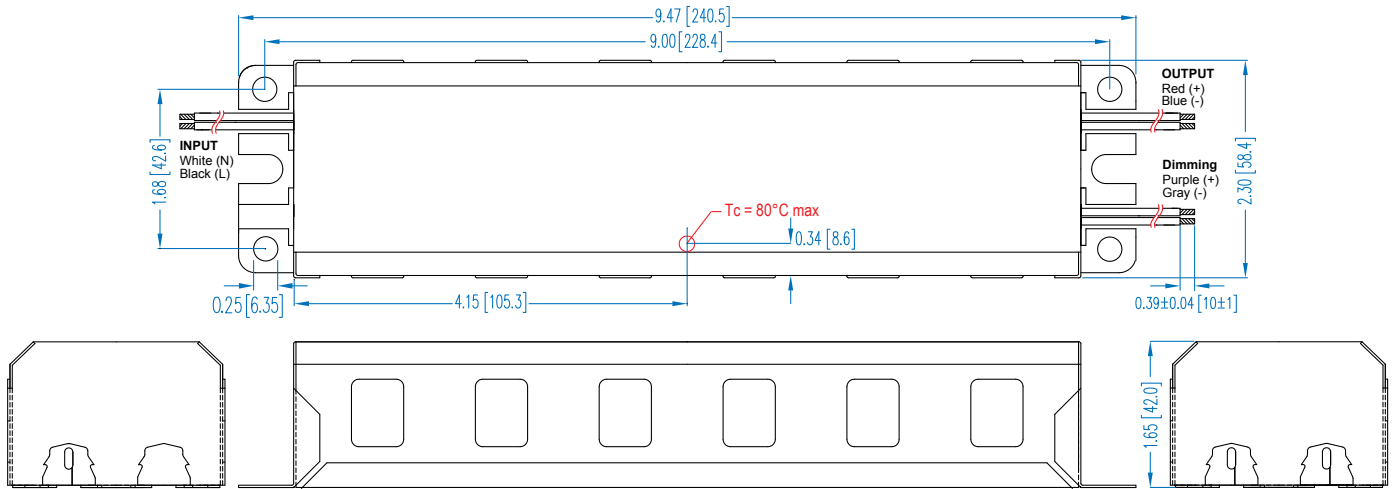
Note:
LED drivers are designed and intended to operate LED loads only. Non-LED loading may be outside the specified design limits of our LED drivers, and therefore cannot be covered by any warranty. If you desire to use our LED drivers to operate non-LED loads please contact us to discuss compatibility.

Specifications subject to change without notice.

Rev 10-27-16



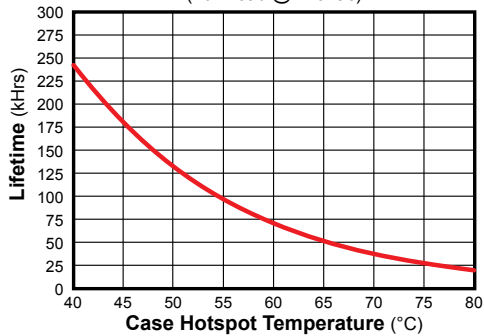
Dimensions - Inches (mm)



CASE MUST BE GROUNDED IN END USE APPLICATION

WIRE SPECS:
 AC Input / DC Output / Dimming Control:
 • Solid Copper
 • 8 IN [203mm]
 • UL1316/1452 #18AWG

Lifetime/Case Temperature
 (Full Load @ 120Vac)



Safety Cert.	Standard
UL/CUL	UL8750
CSA	22.2
CE	EN61347
EMC Standard	Notes
FCC, 47CFR Part 15	Class B
EN6100-4-5	2KV L-N, 8/20 μsec Surge Protection

Note:

Life calculations are based on reliability with confidence using a 90% confidence level and <5% failure rate. At a confidence level of 90% it is expected that <5% of the parts will fail at the rated life provided. (Failure is defined as a driver drifting outside specification, rather than fail to operate)

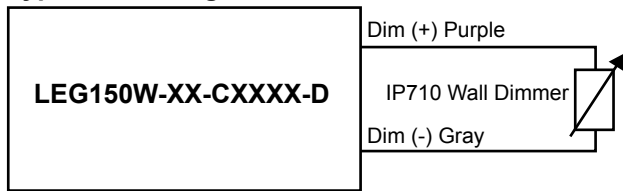
UL Conditions of Acceptability

See website for additional information

“-D” Option: - 0-10VDC and Resistance Dimming

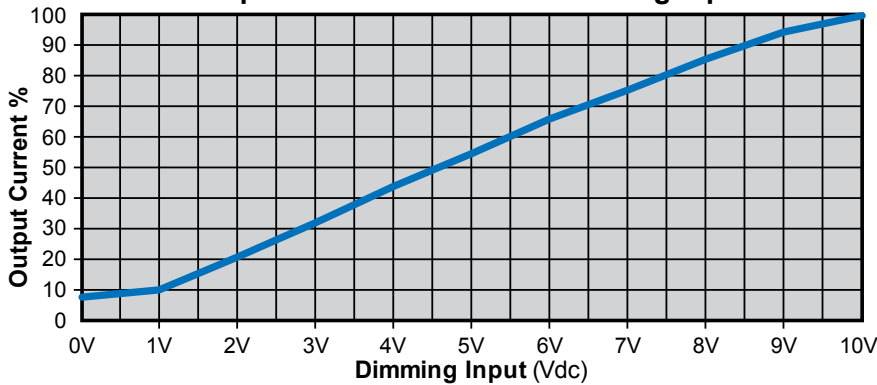
Parameterss	Minimum	Typical	Maximum
Source Current out of 0-10V Purple Wire	0 mA	—	2 mA
Absolute Voltage Range on 0-10V (+) Purple Wire	-2.0 V	—	+15 V

Typical Dimming Circuit



(Dimmer must be current-sink type control)

Output Current / 0-10VDC Dimming Input



Notes:

1. 0-10V dimmable version comes with an extra two wires +Purple/-Gray on the output side.
2. When connected to a dimming device, 0-10V dimmable version will have a ±10% output current tolerance. This is due to variation between different 0-10V dimmers.
3. Compatible with most 0-10V Wall Slide dimmers and direct 0-10V analog signal. Recommended dimmer is Leviton IP710 or equivalent
4. 0-10V dimmable version is not intended to dim below about 5% @ 0V or 10% @ 1.0V
5. 0-10V dimmable version output will be 100% with Purple/Gray open and minimum with Purple/Gray Shorted.