



Chipsmall Limited consists of a professional team with an average of over 10 year of expertise in the distribution of electronic components. Based in Hongkong, we have already established firm and mutual-benefit business relationships with customers from,Europe,America and south Asia,supplying obsolete and hard-to-find components to meet their specific needs.

With the principle of "Quality Parts,Customers Priority,Honest Operation,and Considerate Service",our business mainly focus on the distribution of electronic components. Line cards we deal with include Microchip,ALPS,ROHM,Xilinx,Pulse,ON,Everlight and Freescale. Main products comprise IC,Modules,Potentiometer,IC Socket,Relay,Connector.Our parts cover such applications as commercial,industrial, and automotives areas.

We are looking forward to setting up business relationship with you and hope to provide you with the best service and solution. Let us make a better world for our industry!




Contact us

Tel: +86-755-8981 8866 Fax: +86-755-8427 6832

Email & Skype: info@chipsmall.com Web: www.chipsmall.com

Address: A1208, Overseas Decoration Building, #122 Zhenhua RD., Futian, Shenzhen, China





DESCRIPTION

The LF series offers a variety of transformer configurations over the 10 KHz to 100 MHz frequency range.

Typical applications are: Interstage coupling, voltage/current transformation, and pulse transformation.

The transformer circuitry is packaged in an epoxy housing. All models are designed to meet MIL-T-55631 and are recommended for use over the -54°C to +100°C temperature range.

GUARANTEED MINIMUM PERFORMANCE DATA SPECIFICATIONS FOR MODEL LF-412

Type: 50 ohm unbalanced
50 ohm unbalanced
ph. rev. DC isolated

- 1 dB Bandwidth, MHz .01-25
Midband insertion loss dB .5
VSWR 1.5:1

NOTE:

- 1 dB bandwidth is measured relative to midband loss.

ABSOLUTE MAXIMUM RATINGS:

Input power 2 w. limited by $(I_{DC}^2 + I_{RF}^2)Z \cong P_{max}$.
Temperature range -54°C to +100°C

ENVIRONMENTAL CONDITIONS


GUARANTEED ENVIRONMENTAL PERFORMANCE:

All units are designed to meet their specifications over -54°C to +100°C and after exposure to any or all of the following tests per MIL-STD-202E.

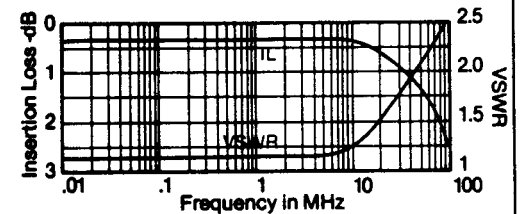
Exposure	Method	Test Condition
Thermal Shock	107D	B
Altitude	105C	G
H.F. Vibration	204C	D
Mechanical Shock	213B	C
Random Vibration (15 minutes per axis)	214	IIF
Solderability	208C	
Terminal Strength	211A	C
Resistance to Soldering Heat	210A	B

Sealed units, meet the requirements of Method 106D of MIL-STD-202E when exposed to humidity.

FUNCTIONAL SCHEMATIC



TYPICAL PERFORMANCE



PACKAGE

MATERIAL:

Header: Epoxy
Leads: Phosphor Bronze, Grade A, Spring temper

FINISH:

Header: Glossy red Diallyl Phthalate
Leads: Silver plated per QQ-S-365A, Type I, Grade B

