



Chipsmall Limited consists of a professional team with an average of over 10 year of expertise in the distribution of electronic components. Based in Hongkong, we have already established firm and mutual-benefit business relationships with customers from,Europe,America and south Asia,supplying obsolete and hard-to-find components to meet their specific needs.

With the principle of “Quality Parts,Customers Priority,Honest Operation,and Considerate Service”,our business mainly focus on the distribution of electronic components. Line cards we deal with include Microchip,ALPS,ROHM,Xilinx,Pulse,ON,Everlight and Freescale. Main products comprise IC,Modules,Potentiometer,IC Socket,Relay,Connector.Our parts cover such applications as commercial,industrial, and automotives areas.

We are looking forward to setting up business relationship with you and hope to provide you with the best service and solution. Let us make a better world for our industry!



Contact us

Tel: +86-755-8981 8866 Fax: +86-755-8427 6832

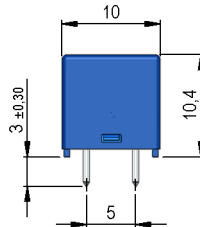
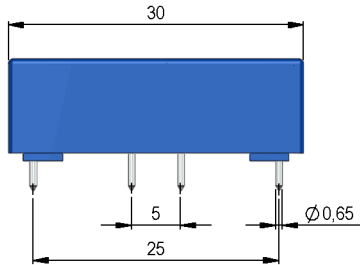
Email & Skype: info@chipsmall.com Web: www.chipsmall.com

Address: A1208, Overseas Decoration Building, #122 Zhenhua RD., Futian, Shenzhen, China




Dimensions mm[inch]

tolerances acc. to DIN ISO 2768-m
Toleranzen gem. DIN ISO 2768-m




Layout

Top view
Draufsicht



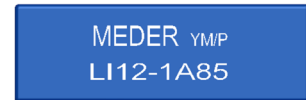
Isometric

Scale 1:2
Maßstab 1:2



Marking

according to EN60062/factory code
gem. EN60062/Fertigungsstätte



Coil Data at 20 °C	Conditions	Min	Typ	Max	Unit
Coil resistance		612	680	748	Ohm
Coil voltage			12		VDC
Rated power			211		mW
Pull-In voltage				8,4	VDC
Drop-Out voltage		1,8			VDC

Contact Data 85	Conditions	Min	Typ	Max	Unit
Contact rating	Any DC combination of V & A not to exceed their individual max.'s			100	W
Switching voltage	DC or Peak AC			1.000	V
Switching current	DC or Peak AC			1	A
Carry current	DC or Peak AC 100% Duty Cycle			2,5	A
Contact resistance static	Measured with 40% overdrive			150	mOhm
Insulation resistance	RH <45 %, 100 V test voltage	10			TOhm
Breakdown voltage (40-50 AT)	according to EN 60255-5	4,2			kV DC
Operate time incl. bounce	measured with 40% overdrive			1,1	ms
Release time	measured with no coil excitation			0,1	ms
Capacitance	@ 10 kHz across open switch		0,5		pF

Special Product Data	Conditions	Min	Typ	Max	Unit
Number of contacts				1	
Contact - form				A - NO	
Dielectric Strength Coil/Contact	according to EN 60255-5	7			kV DC
Insulation resistance Coil/Contact	RH <45%, 200 VDC test voltage	10			TOhm
Case colour				blue	
Housing material				PBT glass fibre reinforced	
Sealing compound				Polybutadiene, black	
Connection pins				Copper alloy tin plated	
Magnetic Shield				no	
Reach / RoHS conformity				yes	



Europe: +49 / 7731 8399 0

| Email: info@standexmeder.com

USA: +1 / 508 295 0771

| Email: salesusa@standexmeder.com

Asia: +852 / 2955 1682

| Email: salesasia@standexmeder.com

Item No.:

1612185000

Item:

LI12-1A85

Environmental data	Conditions	Min	Typ	Max	Unit
Shock	1/2 sine wave duration 11ms			50	g
Vibration	from 10 - 2000 Hz			20	g
Operating temperature		-20		70	°C
Storage temperature		-35		95	°C
Soldering temperature	wave soldering max. 5 sec.			260	°C
Washability		fully sealed			

General data	Conditions	Min	Typ	Max	Unit
Total weight			4,7		g
Packaging		plastic tube, 16 pcs./each			

Modifications in the sense of technical progress are reserved

Designed at: 05.10.06 Designed by: WKOVACS

Approval at: 18.10.06 Approval by: KOLBRICH

Last Change at: 02.06.15 Last Change by: WKOVACS

Approval at: 02.06.15 Approval by: DSTASTNY

Version: 14