



Chipsmall Limited consists of a professional team with an average of over 10 year of expertise in the distribution of electronic components. Based in Hongkong, we have already established firm and mutual-benefit business relationships with customers from,Europe,America and south Asia,supplying obsolete and hard-to-find components to meet their specific needs.

With the principle of “Quality Parts,Customers Priority,Honest Operation,and Considerate Service”,our business mainly focus on the distribution of electronic components. Line cards we deal with include Microchip,ALPS,ROHM,Xilinx,Pulse,ON,Everlight and Freescale. Main products comprise IC,Modules,Potentiometer,IC Socket,Relay,Connector.Our parts cover such applications as commercial,industrial, and automotives areas.

We are looking forward to setting up business relationship with you and hope to provide you with the best service and solution. Let us make a better world for our industry!



## Contact us

Tel: +86-755-8981 8866 Fax: +86-755-8427 6832

Email & Skype: info@chipsmall.com Web: www.chipsmall.com

Address: A1208, Overseas Decoration Building, #122 Zhenhua RD., Futian, Shenzhen, China





## LUMILINE LED LIGHT ENGINES SINGLE COLOR



Patents pending

### FEATURES / BENEFITS

- ▲ Extremely long life of 50,000 hours at 55°C PCB temperature
- ▲ Durable F-Form optics holder allow for easy changing of 4 lens options (5, 15, 25 degree + 5x20 degree oval)\*\*
- ▲ Available in 6 colors (Cool White, Warm White, Red, Blue, Green, Amber)
- ▲ Aluminium based PCB for easier heat dissipation and more efficient operation
- ▲ Units with production dates of 8/07 or later come with 22 AWG 12" lead wires pre-attached (red+ / black-)

### OPERATING CONDITIONS

- ▲ Recommended PCB temp=55°C  
Maximum PCB temp = 105°C
- ▲ LED Life @ 55°C PCB temp = 50,000 hours
- ▲ For maximum performance efficiency and longevity, all "LumiLine" LED Light Engines should be screwed or affixed using thermal adhesive to an appropriate heat sink
- ▲ Maximum input current = 350mA
- ▲ Thermal conductivity = 1.3W/m-k
- ▲ Breakdown voltage = 2kV

### APPLICATIONS

- ▲ Display case lighting
- ▲ Cove lighting
- ▲ Wall washing
- ▲ Any application requiring efficiency & long life in a linear light pattern

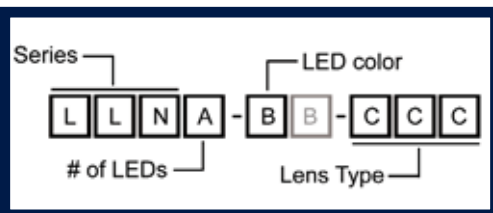
### MECHANICAL DIMENSIONS

Height (all models including lens) = 15.5mm (0.61")  
 LumiLine 3: 324mm X 20.5mm (12.75" x 0.8")  
 LumiLine 9: 324mm X 20.5mm (12.75" x 0.8")

### MATERIALS/FINISH

- ▲ LUXEON® I LEDs
- ▲ 1.6mm Aluminium clad PCB substrate
- ▲ White solder resist finish

### PART NUMBERS



**# of LEDs (A)**  
 3 = 3 LEDs / LumiLine 3  
 9 = 9 LEDs / LumiLine 9

**LED Color (B)**  
 W = Cool White  
 WW = Warm White  
 R = Red  
 G = Green  
 B = Blue  
 A = Amber

**LENS Type (CCC)\*\***  
 005 = 5 Degree  
 015 = 15 Degree  
 025 = 25 Degree  
 520 = 5 X 20 Degree  
 XXX = no lens\*

\* Lens to be purchased and installed separately  
 \*\* This figure indicates half-divergence angle

Dialight reserves the right to make changes at any time in order to supply the best product possible.

**Dialight Corporation**

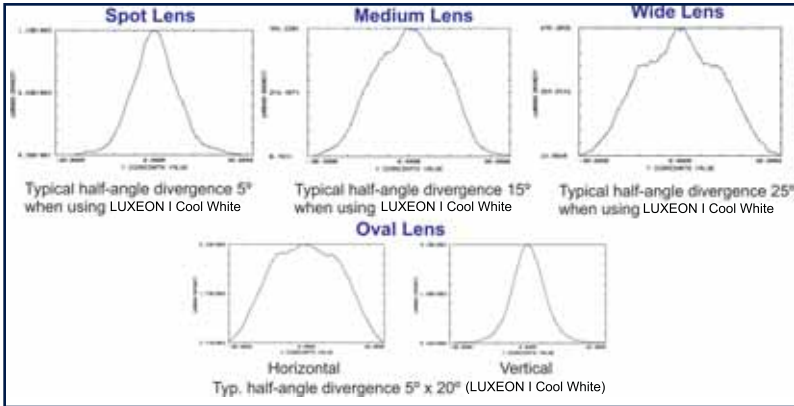
1501 Route 34 South • Farmingdale, NJ 07727 USA

Tel: (1) 732-919-3119 • Fax: (1) 732-751-5778 • www.dialight.com

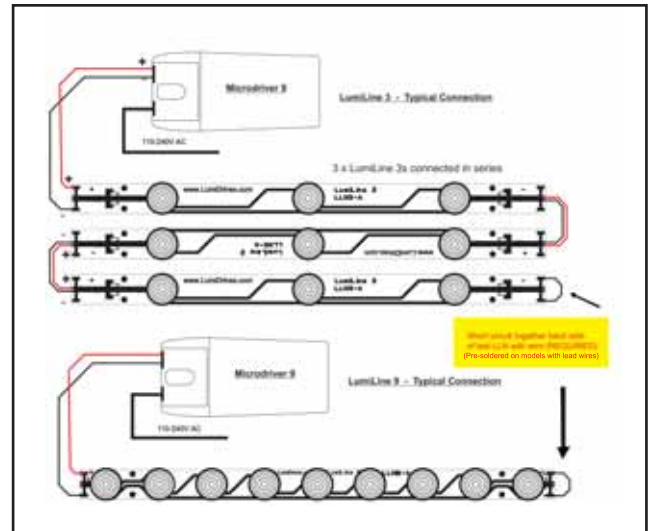


MDEXLUMILINE\_D

### PHOTOMETRIC DATA



### ELECTRICAL SPECIFICATIONS



### TYPICAL LED PHOTOMETRIC DATA

LED	Color	Forward Voltage (Typ)	Max. Current (mA)	Max. Power (Watts)	Dom Wavelength / CCT			Min Luminous Flux (lm) / Radiometric Power (mW)	Typ Luminous Flux (lm) / Radiometric Power (mW)
					Min	Typ	Max		
	Red	2.95	350	1.03	620.5 nm	627 nm	645 nm	30.6 lm	44 lm
	Green	3.42	350	1.20	520 nm	530 nm	550 nm	30.6 lm	53 lm
	Royal Blue	3.42	350	1.20	440 nm	455 nm	460 nm	145 mW	220 mW
	White	3.42	350	1.20	4500 K	5500 K	10000 K	30.6 lm	45 lm
	Amber	2.95	350	1.03	584.5 nm	590 nm	597 nm	23.5 lm	42 lm
	W White	3.42	350	1.20	2850 K	3300 K	3800 K	13.9 lm	20 lm

Maximum current input 350mA  
 Maximum power consumption 1.2W per LED for White / Blue / Green / Warm White, 1.0W per LED for Red / Amber.  
 Recommended min gauge wire, AWG24

Results are LED manufacturer's test data @ 25°C JTC'. Light output at 55°C PCB temperature will be approximately 15-20% lower. Elevated temperatures will result in further degradation of light output. For maximum performance use appropriate heat sinking.

Dialight reserves the right to make changes at any time in order to supply the best product possible.

**Dialight Corporation**  
 1501 Route 34 South • Farmingdale, NJ 07727 USA  
 Tel: (1) 732-919-3119 • Fax: (1) 732-751-5778 • www.dialight.com



MDEXLUMILINE\_D