



Chipsmall Limited consists of a professional team with an average of over 10 year of expertise in the distribution of electronic components. Based in Hongkong, we have already established firm and mutual-benefit business relationships with customers from,Europe,America and south Asia,supplying obsolete and hard-to-find components to meet their specific needs.

With the principle of “Quality Parts,Customers Priority,Honest Operation,and Considerate Service”,our business mainly focus on the distribution of electronic components. Line cards we deal with include Microchip,ALPS,ROHM,Xilinx,Pulse,ON,Everlight and Freescale. Main products comprise IC,Modules,Potentiometer,IC Socket,Relay,Connector.Our parts cover such applications as commercial,industrial, and automotives areas.

We are looking forward to setting up business relationship with you and hope to provide you with the best service and solution. Let us make a better world for our industry!



Contact us

Tel: +86-755-8981 8866 Fax: +86-755-8427 6832

Email & Skype: info@chipsmall.com Web: www.chipsmall.com

Address: A1208, Overseas Decoration Building, #122 Zhenhua RD., Futian, Shenzhen, China



Approved	Checked	Designed	DEVELOPMENT SPECIFICATION							
<i>T. Akada</i>	<i>M. Ni</i>	<i>T. Tabata</i>	P/N: LNJ416Q8YRA							
T	Y	P	E	Amber Light Emitting Diode						
APPLICATION				Indicators						
MATERIAL				GaAs?						
OUTLINE				Attached						
ABSOLUTE MAXIMUM RATINGS				P	※ I _{FP}	I _{FDC}	V _R	Topr	Tsig	
				60	100	20	4	-30~+85	-40~+100	
				mW	mA	mA	V	°C	°C	
CONDITION				Ta=25±3°C						
Test Specification										
Item	Symbol	Condition	Typ	Limit		Unit				
				Min	Max					
Forward Voltage	V _F	I _F =10 mA	2.0		2.6	V				
Reverse Leakage Current	I _R	V _R = 4 V			10	μA				
Luminous Intensity	I _O	I _F =10 mA · DC	3.3	1.2		mcd				
Peak Emission Wavelength	λ _P	I _F =10 mA · DC	590			nm				
Spectral Line Half Width	Δλ	I _F =10 mA · DC	30			nm				
<p>※ - The Condition of I_{FP} is duty 10 %, Pulse width 1 ms</p> <p>- Please contact the Panasonic local office if you design at low current (below 1 mA DC) or pulse current operation and have any questions.</p> <p>NOTE</p> <p>1. Soldering conditions. Refer to Handling note.</p> <p>2. Care should be taken that soldering is done within 3-days after opening the dry package and reel.</p> <p>3. Compositions of the lead····Cu/Ni/Au plating</p> <p>4. Lens : Yellow clear type</p>										
Jan. 31. 2000										

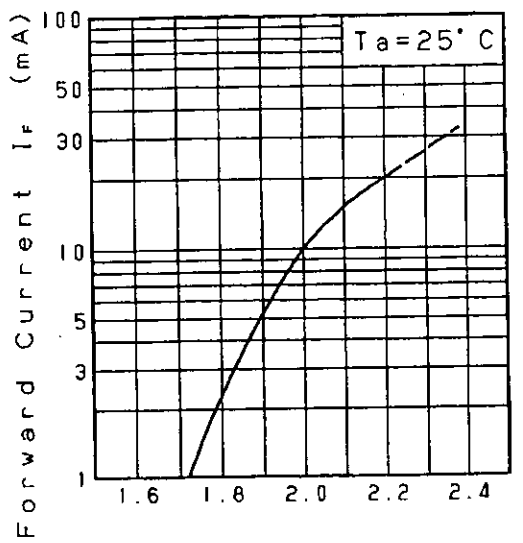
Approved Checked Designed

T. Shoda
 H. Ni
 T. Tabata

DEVELOPMENT SPECIFICATION

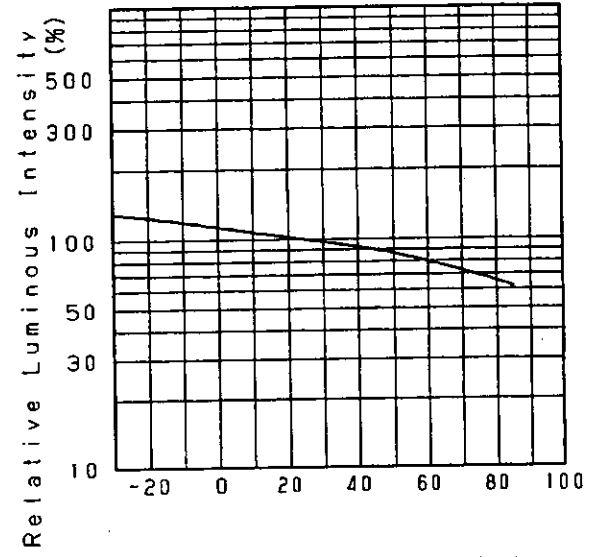
P/N: LNJ416Q8YRA

$I_F - V_F$



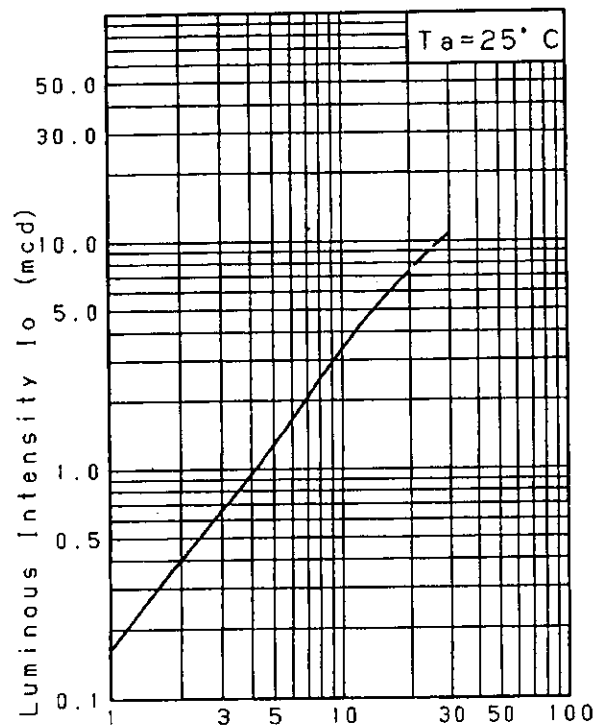
Forward Voltage V_F (V)

$I_o - T_a$



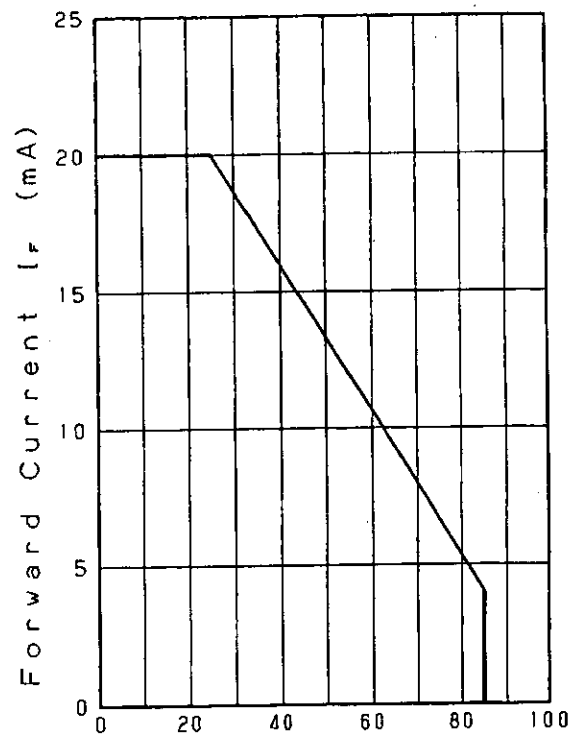
Ambient Temperature T_a (°C)

$I_o - I_F$



Forward Current I_F (mA)

$I_F - T_a$

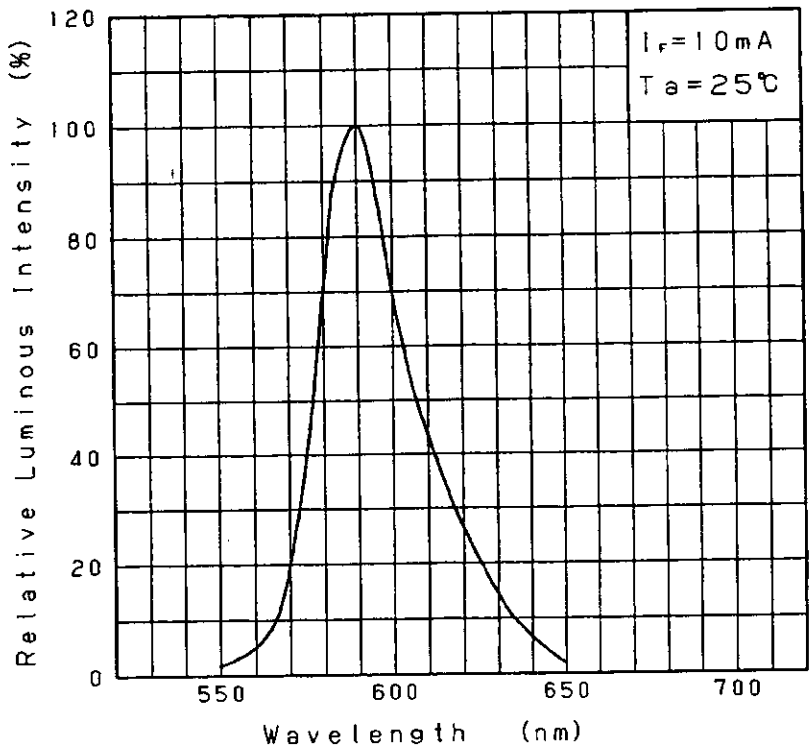


Ambient Temperature T_a (°C)

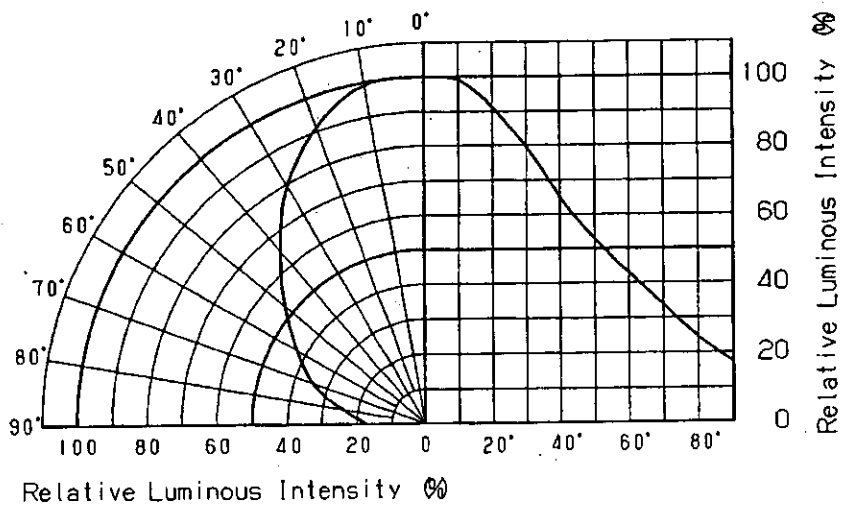
Jan. 31. 2000

Approved	Checked	Designed	DEVELOPMENT SPECIFICATION		
<i>T. Akita</i>	<i>K. Hori</i>	<i>T. Tabata</i>	P/N: LNJ416Q8YRA		

Relative Luminous Intensity
Wavelength Characteristics

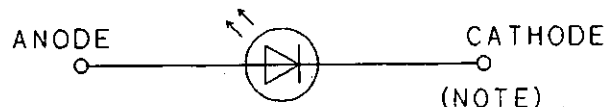
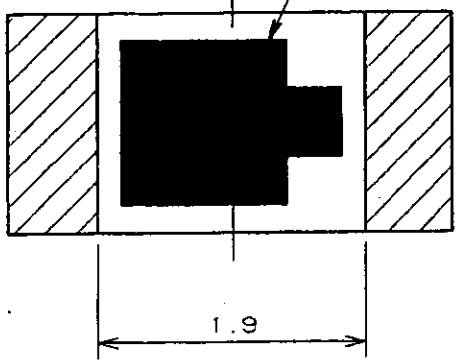
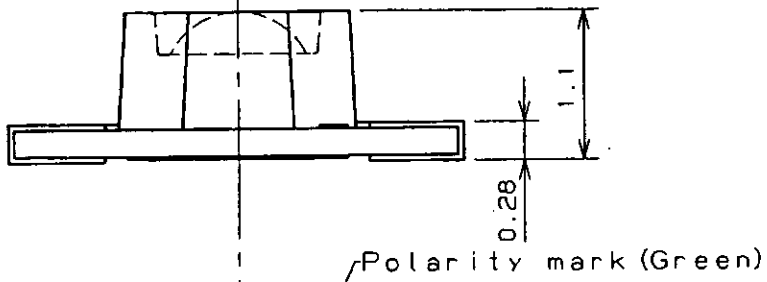
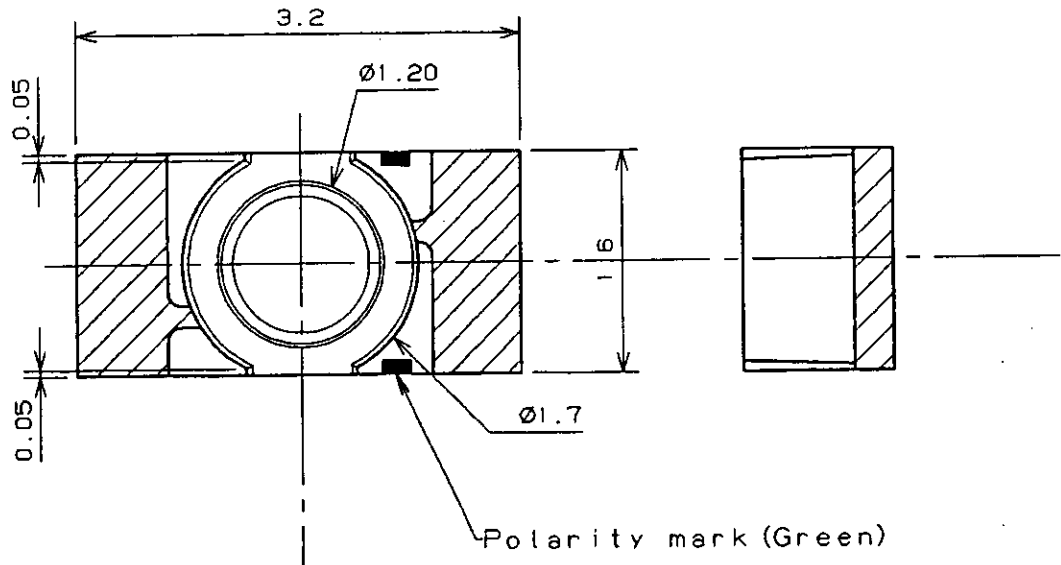


Directive Characteristics



Jan. 31. 2000			
---------------	--	--	--

Approved	Checked	Designed	DEVELOPMENT SPECIFICATION (OUTLINE) P/N: LNJ416Q8YRA		
<i>T. Okada</i>	<i>M. Ni</i>	<i>T. Taketa</i>			



(NOTE)
 1. Unit: mm
 2. Tolerance unless specified is ±0.15.
 3. indicate Au terminal.

Jan. 31. 2000			
---------------	--	--	--