



Chipsmall Limited consists of a professional team with an average of over 10 year of expertise in the distribution of electronic components. Based in Hongkong, we have already established firm and mutual-benefit business relationships with customers from,Europe,America and south Asia,supplying obsolete and hard-to-find components to meet their specific needs.

With the principle of "Quality Parts,Customers Priority,Honest Operation,and Considerate Service",our business mainly focus on the distribution of electronic components. Line cards we deal with include Microchip,ALPS,ROHM,Xilinx,Pulse,ON,Everlight and Freescale. Main products comprise IC,Modules,Potentiometer,IC Socket,Relay,Connector.Our parts cover such applications as commercial,industrial, and automotives areas.

We are looking forward to setting up business relationship with you and hope to provide you with the best service and solution. Let us make a better world for our industry!



Contact us

Tel: +86-755-8981 8866 Fax: +86-755-8427 6832

Email & Skype: info@chipsmall.com Web: www.chipsmall.com

Address: A1208, Overseas Decoration Building, #122 Zhenhua RD., Futian, Shenzhen, China




■ Features :

- Constant current mode power supply
- 90-132VAC input only
- Fully encapsulated with IP67 level (Note.6)
- Protections: Short circuit / Over voltage / Over temperature
- Cooling by free air convection
- Class II power unit, no FG
- Pass LPS
- 100% full load burn-in test
- Suitable for LED related fixture or appliance (such as LED Decoration or Advertisement devices)
- High reliability / Low cost
- 2 years warranty

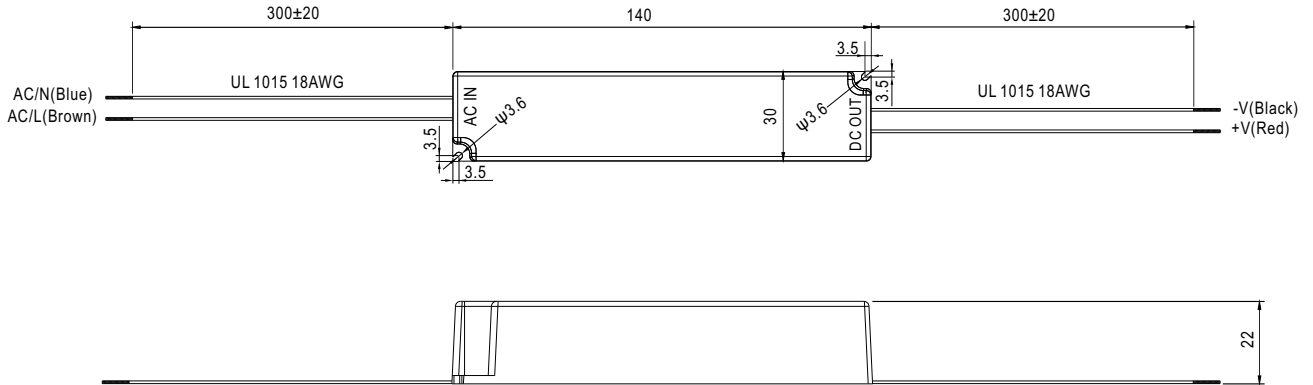
 LPS IP67 FC EAC CE (LVD)

SPECIFICATION

MODEL	LPLC-18-350		LPLC-18-700	
OUTPUT	RATED CURRENT	350mA	700mA	
	DC VOLTAGE RANGE	6~48V	6~25V	
	RATED POWER	16.8W	17.5W	
	RIPPLE & NOISE (max.) Note.2	300mVp-p	250mVp-p	
	VOLTAGE TOLERANCE Note.3	±5.0%		
	CURRENT ACCURACY	±8.0%		
	LINE REGULATION	±1.0%		
	LOAD REGULATION	±3.0%		
	SETUP, RISE TIME	3600ms, 150ms / 115VAC		
HOLD UP TIME (Typ.)	20ms/115VAC at full load			
INPUT	VOLTAGE RANGE	90 ~ 132VAC	127 ~ 186VDC	
	FREQUENCY RANGE	47 ~ 63Hz		
	EFFICIENCY(Typ.)	82%	80%	
	AC CURRENT	0.5A/115VAC		
	INRUSH CURRENT(Typ.)	COLD START 40A(twidth=280µs measured at 50% Ipeak) at 115VAC		
	MAX. No. of PSUs on 16A CIRCUIT BREAKER	12 units (circuit breaker of type B) / 20 units (circuit breaker of type C) at 115VAC		
LEAKAGE CURRENT	0.25mA / 120VAC			
PROTECTION	OVER VOLTAGE	50.4~ 60V	28.75~ 33.75V	
	OVER TEMPERATURE	Tj 140°C typically (U1) Detect on main control IC Protection type : Hiccup mode, recovers automatically after temperature goes down		
ENVIRONMENT	WORKING TEMP.	-30~ +70°C (Refer to "Derating Curve")		
	WORKING HUMIDITY	20 ~ 90% RH non-condensing		
	STORAGE TEMP., HUMIDITY	-40 ~ +80°C, 10 ~ 95% RH		
	TEMP. COEFFICIENT	±0.2%/°C (0 ~ 50°C)		
	VIBRATION	10 ~ 500Hz, 2G 10min./1cycle, period for 60min. each along X, Y, Z axes		
SAFETY & EMC (Note 5)	SAFETY STANDARDS	EAC TP TC 004, IP67 approved; design refer to UL1310 Class 2, TUV EN60950-1, EN61347-2-13, CAN/CSA C22.2 No. 223-M91		
	WITHSTAND VOLTAGE	I/P-O/P:3KVAC		
	ISOLATION RESISTANCE	I/P-O/P:>100M Ohms / 500VDC / 25°C / 70% RH		
	EMC EMISSION	Compliance to EN55022 (CISPR22) Class A, FCC Part 15, EN61000-3-2 Class A, EN61000-3-3, EAC TP TC 020		
	EMC IMMUNITY	Compliance to EN61000-4-2,3,4,5,6,8,11, EN55024, light industry level, criteria A, EAC TP TC 020		
OTHERS	MTBF	1200.6K hrs min. MIL-HDBK-217F (25°C)		
	DIMENSION	140*30*22(L*W*H)		
	PACKING	0.175Kg; 70pcs/13.3Kgs/0.71CUFT		
NOTE	<ol style="list-style-type: none"> 1. All parameters NOT specially mentioned are measured at 115VAC input, rated load and 25°C of ambient temperature. 2. Ripple & noise are measured at 20MHz of bandwidth by using a 12" twisted pair-wire terminated with a 0.1µf & 47µf parallel capacitor. 3. Tolerance : includes set up tolerance, line regulation and load regulation. 4. Derating may be needed under low input voltage. Please check the static characteristic for more details. 5. The power supply is considered as a component that will be operated in combination with final equipment. Since EMC performance will be affected by the complete installation, the final equipment manufacturers must re-qualify EMC Directive on the complete installation again. 6. Suitable for indoor use or outdoor use without direct sunlight exposure. 			

■ Mechanical Specification

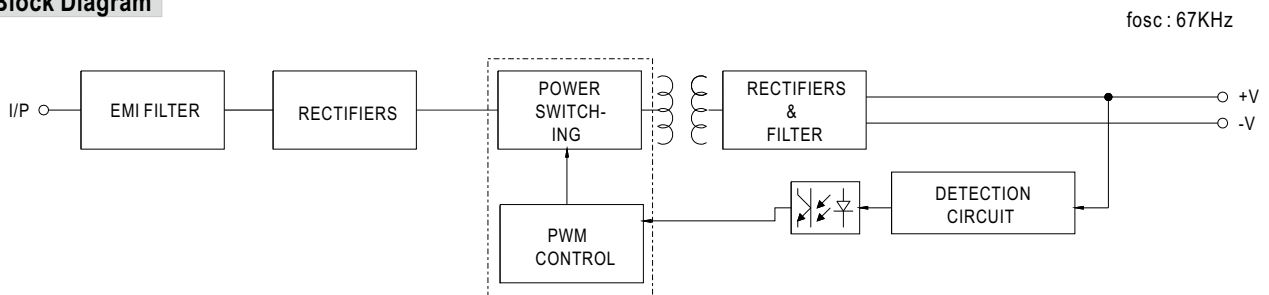
Unit:mm



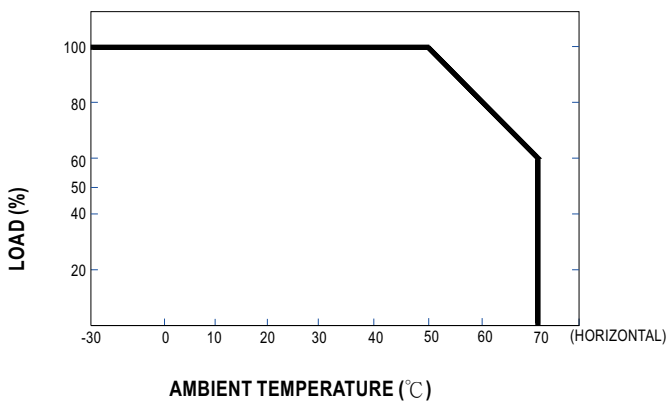
■ Recommend Mounting Direction



■ Block Diagram



■ Derating Curve



■ Static Characteristics

