



Chipsmall Limited consists of a professional team with an average of over 10 year of expertise in the distribution of electronic components. Based in Hongkong, we have already established firm and mutual-benefit business relationships with customers from,Europe,America and south Asia,supplying obsolete and hard-to-find components to meet their specific needs.

With the principle of “Quality Parts,Customers Priority,Honest Operation,and Considerate Service”,our business mainly focus on the distribution of electronic components. Line cards we deal with include Microchip,ALPS,ROHM,Xilinx,Pulse,ON,Everlight and Freescale. Main products comprise IC,Modules,Potentiometer,IC Socket,Relay,Connector.Our parts cover such applications as commercial,industrial, and automotives areas.

We are looking forward to setting up business relationship with you and hope to provide you with the best service and solution. Let us make a better world for our industry!



Contact us

Tel: +86-755-8981 8866 Fax: +86-755-8427 6832

Email & Skype: info@chipsmall.com Web: www.chipsmall.com

Address: A1208, Overseas Decoration Building, #122 Zhenhua RD., Futian, Shenzhen, China



LPS170 Series

175 Watts

Data Sheet

Total Power: 100 - 175 Watts
Input Voltage: 85 - 264 Vac
120 - 300 Vdc
of Outputs: Single

SPECIAL FEATURES

- Active power factor correction
- IEC EN61000-3-2 compliance
- Wide range adjustable output:
Remote sense on main output
- Single wire current sharing
- Power fail and remote inhibit
- Built-in EMI filter
- Low output ripple
- Overvoltage protection
- Overload protection
- Thermal overload protection
- DC power good
- 5 V standby output
- 12 V Aux output
- Optional cover (-C suffix)
- RoHS compliant

SAFETY

- VDE 0805/EN60950 (IEC950)
- UL UL1950
- CB Certificate and report
- CSA CSA 22.2-234 Level 3
- CE Mark (LVD)
- NEMKO EN 60950/EMKO-TUE



Electrical Specifications

Input	
Input range	85 - 264 Vac; 120-300 Vdc
Frequency	47 - 63 Hz
Inrush current	38 A max, cold start @ 25°C
Efficiency	75% typical at full load
EMI filter	FCC Class B conducted CISPR 22 Class B conducted EN55022 Class B conducted VDE 0878 PT3 Class B conducted
Power Factor	0.99 typical
Safety ground leakage current	1.0 mA @ 50/60 Hz, 264 Vac input
Output	
Maximum power	110 W convection (75 W with cover) 175 W with 30 CFM forced air (130 W with cover)
Adjustment range	2:1 wide ratio minimum
Standby outputs	5 V @ 2 A regulated ±5%
Hold-up time	20 ms @175 W load at nominal line
Overload protection	Short circuit protection on all outputs. Case overload protected @ 110-145% above peak rating
Overvoltage protection	10% to 40% above nominal output
Aux output	12 V @ 1 A -5 %, +10%

Logic Control

Power failure	TTL logic signal goes high 100 - 500 msec after V1 output; It goes low at least 4 msec before loss of regulation
Remote inhibit	Requires contact closure to inhibit outputs
Remote sense	Compensates for 0.5 V lead drop min. Will operate without remote sense connected. Reverse connection protected.
DC - OK	TTL logic signal goes high after main output is in regulation. It goes low when there is a loss of regulation

Environmental Specifications

Operating temperature	0° to 50 °C ambient; derate each output at 2.5% per degree from 50° to 70 °C
Low temperature start	-20 °C
Temperature coefficient	±0.4% per °C
Storage temperature	-40° to 85 °C
Electromagnetic susceptibility	Designed to meet IEC EN61000-4, -2, -3, -4, -5, -6, -8, -11 Level 3
Humidity	Operating; non-condensing 5% to 95%
Vibration	Three orthogonal axes, sweep at 1 oct/min, 5 min. dwell at four major resonances 0.75G peak 5Hz to 500Hz, operational
MTBF demonstrated	>550,000 hours at full load and 25 °C ambient conditions

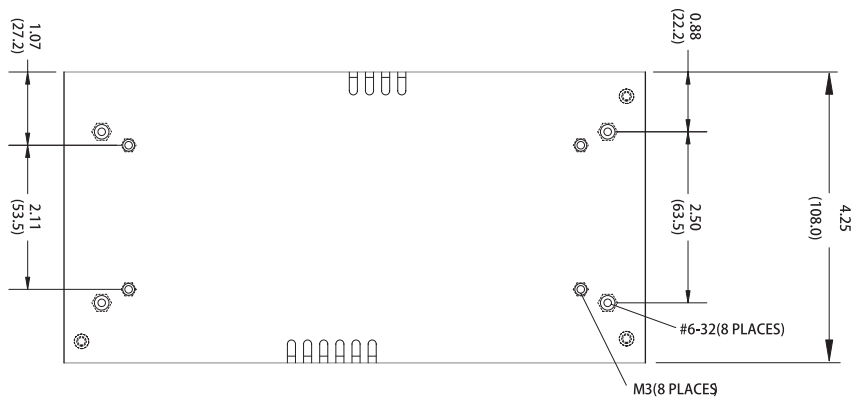
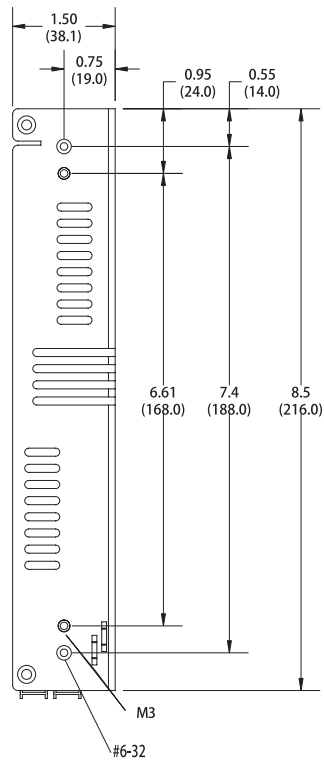
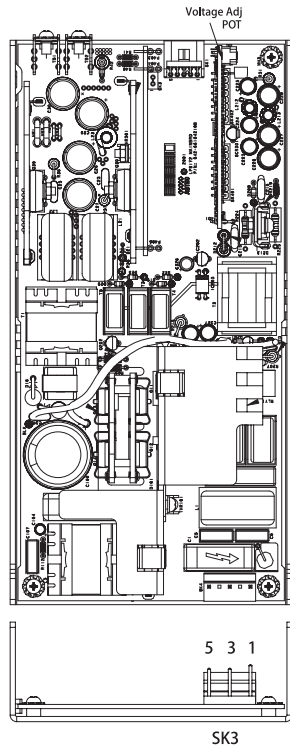
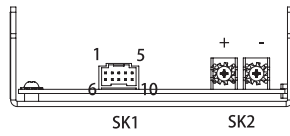
Ordering Information

Model Number	Output Voltage	Minimum Load	Maximum Load with Convection Cooling	Maximum Load with 30CFM Forced Air	Peak Load ¹	Regulation ²	Ripple P/P(PARD) ³
LPS172	5 V (2.5 - 6 V)	0 A	22 A	35 A	38 A	±2%	50 mV
LPS173	12 V (6 - 12 V)	0 A	9.1 A	15 A	16.5 A	±2%	120 mV
LPS174	15 V (12 - 24 V)	0 A	7.3 A	12 A	13.2 A	±2%	<1%
LPS175	24 V (24 - 54 V)	0 A	4.5 A	7.5 A	8.2 A	±2%	<1%

1. Peak current lasting <30 seconds with a maximum 10% duty cycle.
2. At 25 °C including initial tolerance, line voltage, load currents and output voltages adjusted to factory settings.
3. Peak-to-peak with 20 MHz bandwidth and 10 µF in parallel with a 0.1 µF capacitor at rated line voltage and load ranges.
4. Remote inhibit resets OVP latch.
5. This product is a Component Power Supply and is only for inclusion by professional installers within other equipment and must not be operated as a standalone product. EMC compliance to appropriate standards must be verified at the system level. This product is for sale to OEMs and System Integrators, including through Distribution Channels. It is not intended for sale to End Users.

Note: -C suffix added to the model number indicates cover option.

Mechanical Drawing



Pin Assignments

Connector	LPS17x	
SK1	PIN 1	+12 V
	PIN 2	5 V Standby
	PIN 3	Common
	PIN 4	V1 SWP
	PIN 5	Common
	PIN 6	+V1 sense
	PIN 7	Sense common
	PIN 8	Remote inhibit
	PIN 9	DC power good
	PIN 10	POK
SK2	TB-1	COMMON
	TB-2	Main output
SK3	PIN 1	GROUND
	PIN 2	LINE
	Pin 5	NEUTRAL

Mating Connectors

AC Input (SK3)	Molex 09-50-8051 (USA) Molex 09-91-0500 (UK) PINS: 08-58-0111
DC Outputs (SK2)	Molex 19141-0058
Control Signals (SK1)	Molex 90142-0010 (USA) PINS: 90119-2110 or Amp: 87977-3 PINS: 87309-8
Artesyn Embedded Technologies Connector Kit #70-841-016, includes all of the above	

1. Specifications subject to change without notice.
2. All dimensions in inches (mm), tolerance is ± 0.02 " (± 0.5 mm)
3. Mounting holes M1 and M2 should be grounded for EMI purposes.
4. Mounting hole M1 is safety ground connection.
5. Specifications are for convection rating at factory settings at 115 VAC input, 25 °C unless otherwise stated.
6. Warranty: 2 years
7. Weight: 1.8 lbs/0.85 kg

WORLDWIDE OFFICES

Americas

2900 S.Diablo Way
Tempe, AZ 85282
USA
+1 888 412 7832

Europe (UK)

Waterfront Business Park
Merry Hill, Dudley
West Midlands, DY5 1LX
United Kingdom
+44 (0) 1384 842 211

Asia (HK)

14/F, Lu Plaza
2 Wing Yip Street
Kwun Tong, Kowloon
Hong Kong
+852 2176 3333

ARTESYN[™]
EMBEDDED TECHNOLOGIES

www.artesyn.com

Artesyn Embedded Technologies, Artesyn and the Artesyn Embedded Technologies logo are trademarks and service marks of Artesyn Embedded Technologies, Inc. All other names and logos referred to are trade names, trademarks, or registered trademarks of their respective owners. © 2016 Artesyn Embedded Technologies, Inc. All rights reserved. For full legal terms and conditions, please visit www.artesyn.com/legal.

For more information: www.artesyn.com/power
For support: productsupport.ep@artesyn.com