



Chipsmall Limited consists of a professional team with an average of over 10 year of expertise in the distribution of electronic components. Based in Hongkong, we have already established firm and mutual-benefit business relationships with customers from,Europe,America and south Asia,supplying obsolete and hard-to-find components to meet their specific needs.

With the principle of “Quality Parts,Customers Priority,Honest Operation,and Considerate Service”,our business mainly focus on the distribution of electronic components. Line cards we deal with include Microchip,ALPS,ROHM,Xilinx,Pulse,ON,Everlight and Freescale. Main products comprise IC,Modules,Potentiometer,IC Socket,Relay,Connector.Our parts cover such applications as commercial,industrial, and automotives areas.

We are looking forward to setting up business relationship with you and hope to provide you with the best service and solution. Let us make a better world for our industry!



Contact us

Tel: +86-755-8981 8866 Fax: +86-755-8427 6832

Email & Skype: info@chipsmall.com Web: www.chipsmall.com

Address: A1208, Overseas Decoration Building, #122 Zhenhua RD., Futian, Shenzhen, China

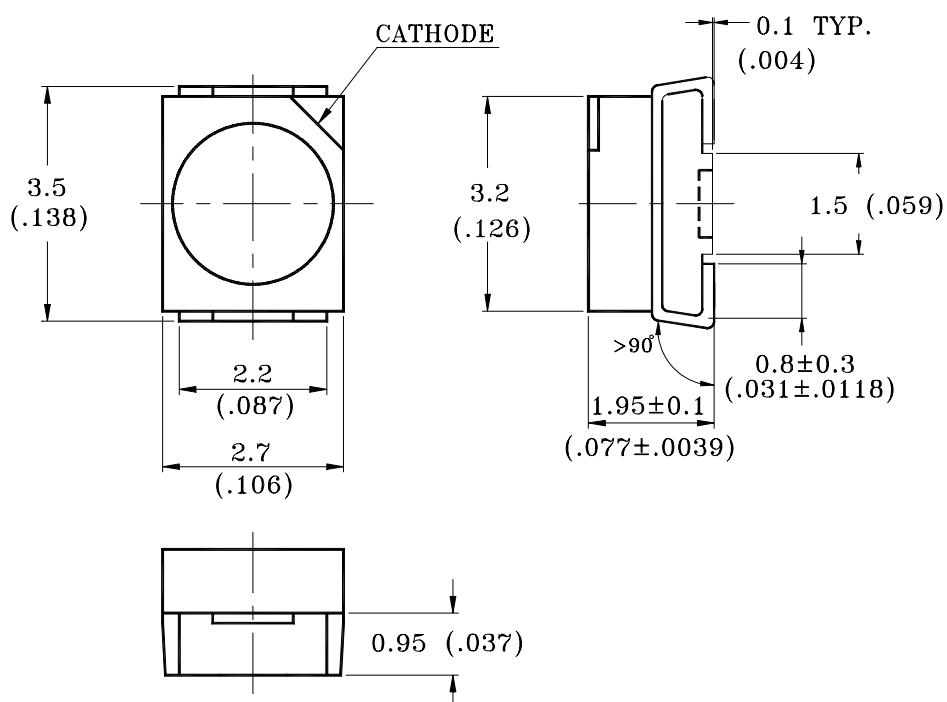


Property of LITE-ON Only

Features

- * Package in 8mm tape on 7" diameter reels.
- * Compatible with automatic placement equipment.
- * Compatible with infrared and vapor phase reflow solder process.
- * EIA STD package.
- * I.C. compatible.

Package Dimensions



| Part No. | Lens Color | Source Color |
|--------------|-------------|--------------|
| LTST-T670AKT | Water Clear | Orange |

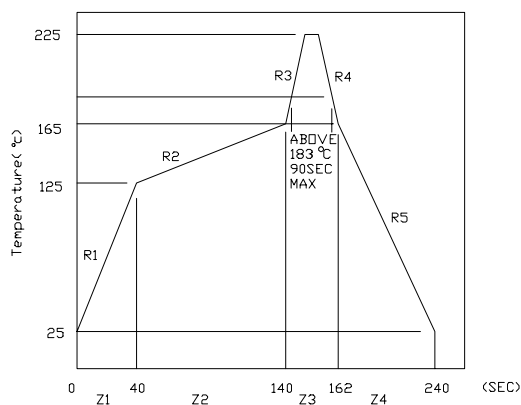
Notes:

1. All dimensions are in millimeters (inches).
2. Tolerance is ± 0.2 mm (.008") unless otherwise noted.

Absolute Maximum Ratings at Ta=25°C

| Parameter | LTST-T670AKT | Unit |
|--|---------------------|-------|
| Power Dissipation | 100 | mW |
| Peak Forward Current (1/10 Duty Cycle, 0.1ms Pulse Width) | 120 | mA |
| Continuous Forward Current | 30 | mA |
| Derating Linear From 50°C | 0.6 | mA/°C |
| Reverse Voltage | 5 | V |
| Operating Temperature Range | -55°C to + 100°C | |
| Storage Temperature Range | -55°C to + 100°C | |
| Infrared Soldering Condition | 265°C For 5 Seconds | |
| Vapor Phase Soldering Condition | 215°C For 3 Minutes | |
| Wave Soldering Temperature | 260°C For 5 Seconds | |

Suggest IR Reflow Condition :



Electrical / Optical Characteristics at Ta=25°C

| Parameter | Symbol | Part No. LTST- | Min. | Typ. | Max. | Unit | Test Condition |
|--------------------------|-----------------|-------------------|------|------|------|---------|------------------------------|
| Luminous Intensity | IV | T670AKT | 5.6 | 12.4 | | mcd | IF = 10mA Note 1,4 |
| Viewing Angle | $2\theta_{1/2}$ | T670AKT | | 120 | | deg | Note 2 (Fig.6) |
| Peak Emission Wavelength | λ_P | T670AKT | | 610 | | nm | Measurement @Peak (Fig.1) |
| Dominant Wavelength | λ_d | T670AKT | | 602 | | nm | Note 3 |
| Spectral Line Half-Width | $\Delta\lambda$ | T670AKT | | 35 | | nm | |
| Forward Voltage | VF | T670AKT | | 2.1 | 2.8 | V | IF = 20mA |
| Reverse Current | IR | T670AKT | | | 100 | μA | VR = 5V |
| Capacitance | C | T670AKT | | 10 | | PF | VF = 0, f=1MHZ |

Note: 1. Luminous intensity is measured with a light sensor and filter combination that approximates the CIE eye-response curve.

2. $\theta_{1/2}$ is the off-axis angle at which the luminous intensity is half the axial luminous intensity.

3. The dominant wavelength, λ_d is derived from the CIE chromaticity diagram and represents the single wavelength which defines the color of the device.

4. The max. & min. are not including testing tolerance 15%.

Typical Electrical / Optical Characteristics Curves

(25°C Ambient Temperature Unless Otherwise Noted)

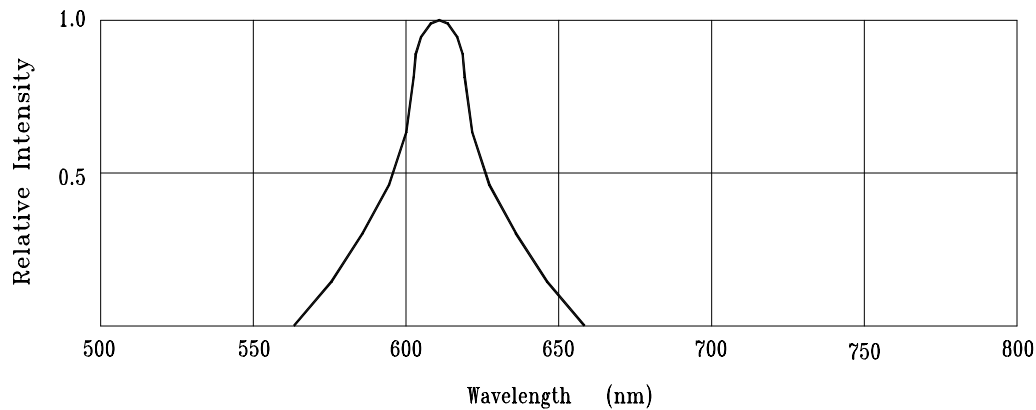


Fig.1 RELATIVE INTENSITY VS. WAVELENGTH

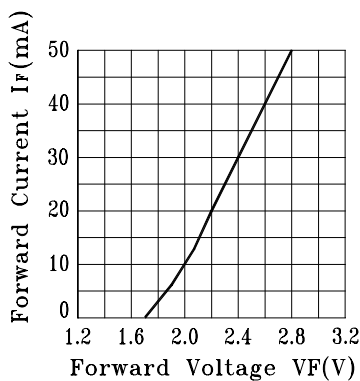


Fig.2 FORWARD CURRENT VS.
FORWARD VOLTAGE

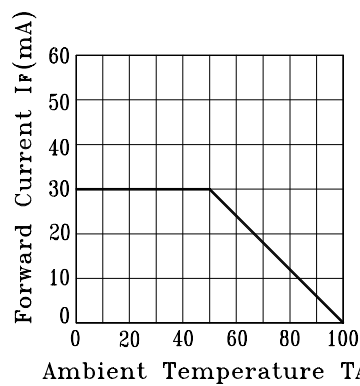


Fig.3 FORWARD CURRENT
DERATING CURVE

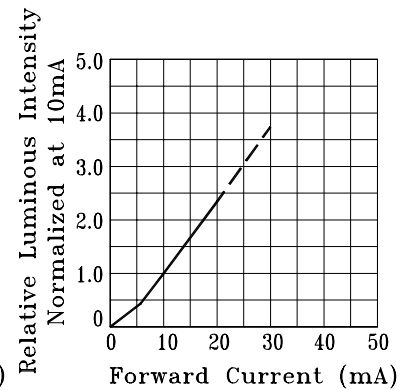


Fig.4 RELATIVE LUMINOUS
INTENSITY VS. FORWARD CURRENT

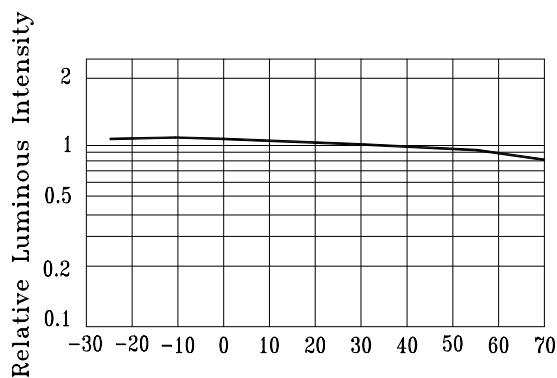


Fig.5 LUMINOUS INTENSITY VS.
AMBIENT TEMPERATURE.

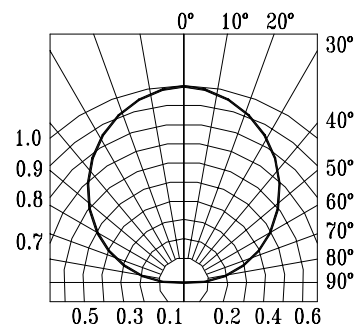


Fig.6 SPATIAL DISTRIBUTION

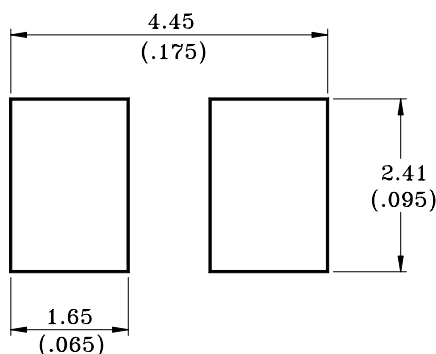
User Guide

Cleaning

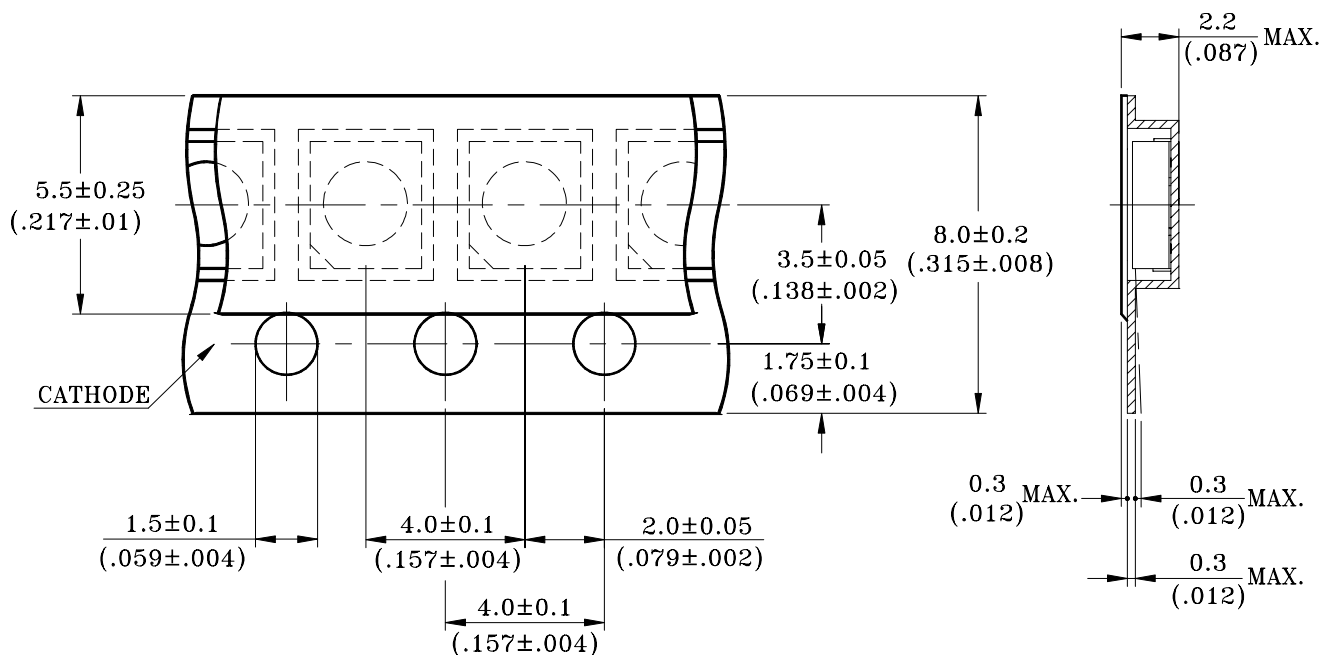
Do not use unspecified chemical liquid to clean LED they could harm the package.
If cleaning is necessary, immerse the LED in ethyl alcohol or isopropyl alcohol at normal temperature for less one minute.

Recommend Printed Circuit Board Attachment Pad

Infrared / vapor phase
Reflow Soldering



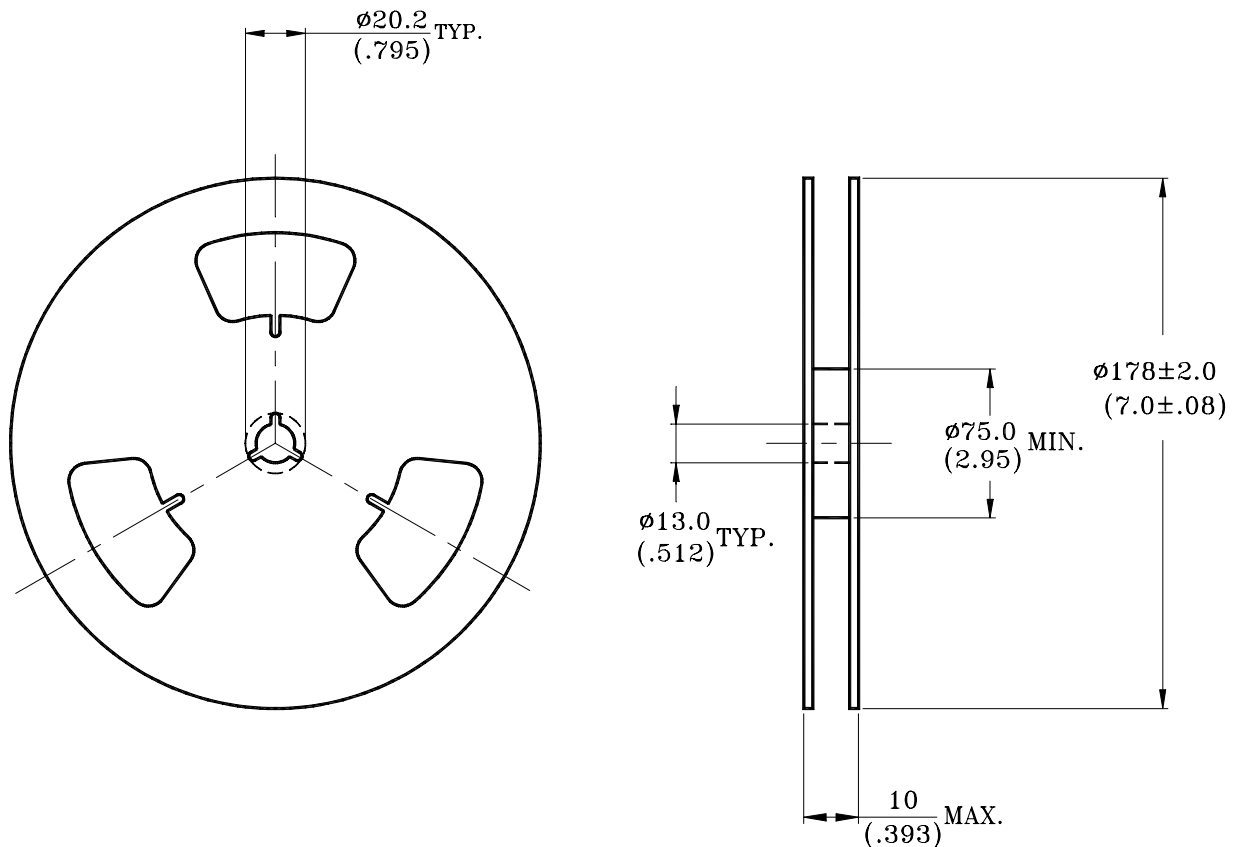
Package Dimensions of Tape



Note:

1.All dimensions are in millimeters (inches).

Package Dimensions of Reel



Notes:

1. Empty component pockets sealed with top cover tape.
2. 7 inch reel-2000 pieces per reel.
3. The maximum number of consecutive missing lamps is two.
4. In accordance with ANSI/EIA RS-481 specifications.