



Chipsmall Limited consists of a professional team with an average of over 10 year of expertise in the distribution of electronic components. Based in Hongkong, we have already established firm and mutual-benefit business relationships with customers from,Europe,America and south Asia,supplying obsolete and hard-to-find components to meet their specific needs.

With the principle of “Quality Parts,Customers Priority,Honest Operation,and Considerate Service”,our business mainly focus on the distribution of electronic components. Line cards we deal with include Microchip,ALPS,ROHM,Xilinx,Pulse,ON,Everlight and Freescale. Main products comprise IC,Modules,Potentiometer,IC Socket,Relay,Connector.Our parts cover such applications as commercial,industrial, and automotives areas.

We are looking forward to setting up business relationship with you and hope to provide you with the best service and solution. Let us make a better world for our industry!



## Contact us

Tel: +86-755-8981 8866 Fax: +86-755-8427 6832

Email & Skype: info@chipsmall.com Web: www.chipsmall.com

Address: A1208, Overseas Decoration Building, #122 Zhenhua RD., Futian, Shenzhen, China





ON Semiconductor®

<http://onsemi.com>

# LV4910T

Bi-CMOS LSI

## Class-D Audio Power Amplifier BTL 2W x 2ch

### Overview

LV4910T is a stereo digital amplifier for portable equipment, for example notebook-PC, portable DVD and portable mini-speakers. It is characterized by the use of an original feedback technology to improve sound quality though it is Class-D amplifier, and does not need the LC filter in the output stage.

### Features

- D-class high-efficiency amplifier
- Low pop sound at SW changeover
- Differential input type

### Functions

- 2W stereo digital power amplifier
- Standby switch
- Mute switch
- Various protective circuits (over-current protective, thermal protective, and under-voltage circuits) incorporated

### Specifications

#### Absolute Maximum Ratings at $T_a = 25^\circ\text{C}$

Parameter	Symbol	Conditions	Ratings	Unit
Maximum supply voltage	$V_{CC\ max}$		6	V
Allowable power dissipation	$P_d\ max$	as mounted on the substrate	1.05	W
Operating temperature	$T_{opr}$		-20 to +75	$^\circ\text{C}$
Storage temperature	$T_{stg}$		-40 to +150	$^\circ\text{C}$

Stresses exceeding Maximum Ratings may damage the device. Maximum Ratings are stress ratings only. Functional operation above the Recommended Operating Conditions is not implied. Extended exposure to stresses above the Recommended Operating Conditions may affect device reliability.

# LV4910T

## Operating Conditions at $T_a = 25^\circ\text{C}$

Parameter	Symbol	Conditions	Ratings	Unit
Recommended supply voltage	$V_{CC}$		5	V
Operation supply voltage range	$V_{CC\text{ opg}}$		2.5 to 5.5	V
Recommended load resistance	$R_L$	Speaker	4	$\Omega$

## Electrical Characteristics $T_a = 25^\circ\text{C}$ , $V_{CC} = 5\text{V}$ , $f = 1\text{kHz}$ , $R_L = 4\Omega$

Parameter	Symbol	Conditions	Ratings			Unit
			min	typ	max	
Standby current	$I_{st}$	Current at ST ON			1	$\mu\text{A}$
Current at no signal	$I_{CCO1}$	At LC filter-less		12	20	mA
Current at Mute	$I_{CCO\text{ mute}}$	At Mute of speaker		10	16	mA
Voltage gain	VG	$V_O = 0\text{dBm}$	21	23	25	dB
Channel balance	$\Delta\text{VG}$	$V_O = 0\text{dBm}$	-1	0	1	dB
Output power	$P_O$	THD = 10%		2		W
Total harmonic distortion	THD	$P_O = 0.5\text{W}$ , DIN AUDIO		0.4	0.7	%
Output noise voltage	$V_{NO}$	$R_g = 0$ , DIN AUDIO		100	200	$\mu\text{V}$
Crosstalk	CT	$V_O = 0\text{dBm}$ , TUN 1kHz		-60	-40	dB
Ripple rejection ratio	RR	$f_r = 100\text{Hz}$ , $V_r = -10\text{dBm}$ , TUN 100Hz		-40	-30	dB
Common mode rejection ratio	CMRR	$V_O = 0\text{dBm}$ , DIN AUDIO		-60	-40	dB
Mute attenuation value	$V_{OFF}$	$V_O = 0\text{dBm}$ , DIN AUDIO		-80	-70	dB
Oscillation frequency	FPWM			300		kHz
Standby ON voltage sensitivity	$V_{PWROFF}$	Standby ON start voltage			1	V
Standby OFF voltage sensitivity	$V_{PWRON}$	Standby OFF start voltage	3			V
Mute ON voltage sensitivity	$V_{MUTEON}$	Mute ON start voltage			0.5	V
Mute OFF voltage sensitivity	$V_{MUTEOFF}$	Mute OFF start voltage	2			V

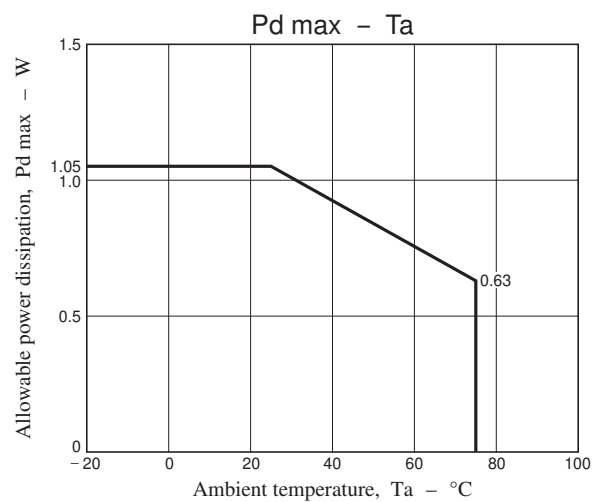
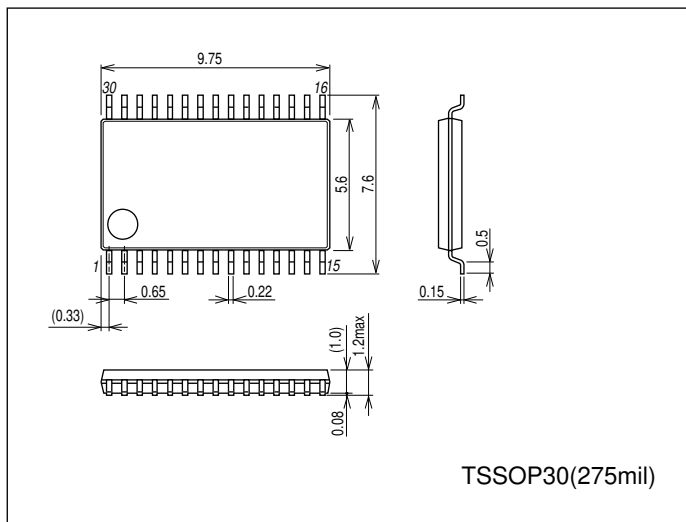
\* Electrical characteristics vary depending on the substrate layout and selection of external parts.

For measurement of the above characteristics, the coil :  $22\mu\text{H}$  (Toko Kabushiki Kaisha made D63CB) is used.

## Package Dimensions

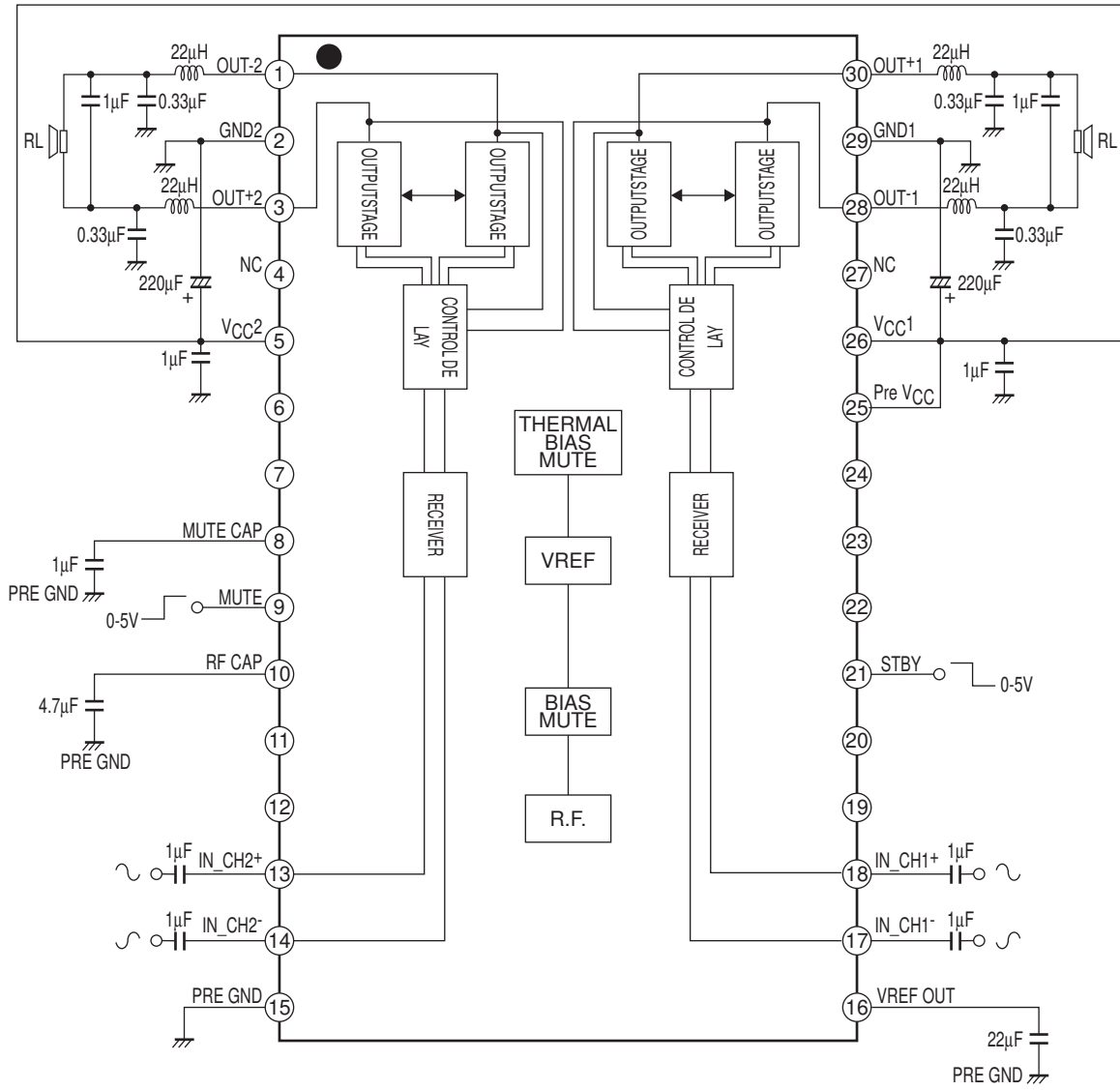
unit : mm (typ)

3259



# LV4910T

## Block Diagram



# LV4910T

## Pin Descriptions

Pin No.	Pin name	Pin voltage (V)	Pin description	Equivalent circuit
1 3 28 30	OUT-2 OUT+2 OUT-1 OUT+1	2.58	<ul style="list-style-type: none"> <li>Power outputs</li> </ul>	
2	GND2	0		
4	NC		<ul style="list-style-type: none"> <li>Non-connection</li> </ul>	
5	V <sub>CC</sub> 2	5		
6	NC		<ul style="list-style-type: none"> <li>Non-connection</li> </ul>	
7	NC		<ul style="list-style-type: none"> <li>Non-connection</li> </ul>	
8	MUTE CAP	4.9	<ul style="list-style-type: none"> <li>Connection for the mute switch On/Off impulse noise reduction capacitor</li> </ul>	
9	MUTE		<ul style="list-style-type: none"> <li>Mute On/Off switch</li> <li>2 to 5.5V : Mute Off</li> <li>0 to 0.7V : Mute On</li> </ul>	
10	RF CAP	2.6	<ul style="list-style-type: none"> <li>Ripple filter reference</li> </ul>	
11	NC		<ul style="list-style-type: none"> <li>Non-connection</li> </ul>	
12	NC		<ul style="list-style-type: none"> <li>Non-connection</li> </ul>	
13 14 17 18	IN_ch2+ IN_ch2- IN_ch1- IN_ch1+	2.4	<ul style="list-style-type: none"> <li>Signal input</li> </ul>	

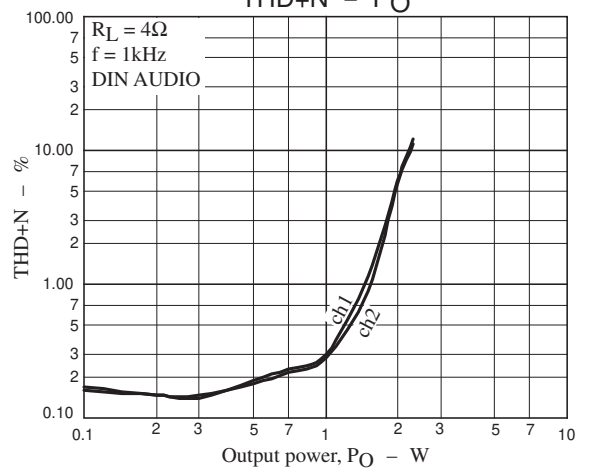
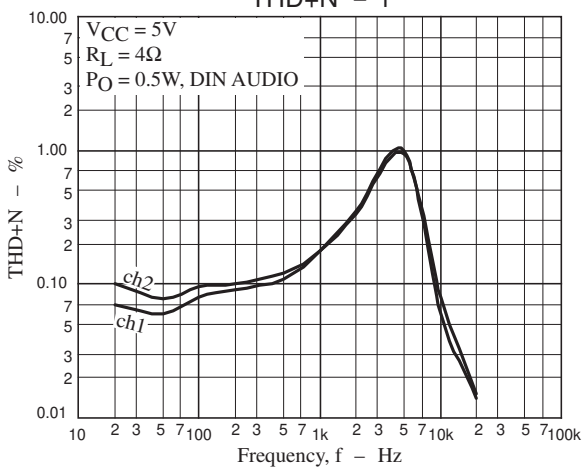
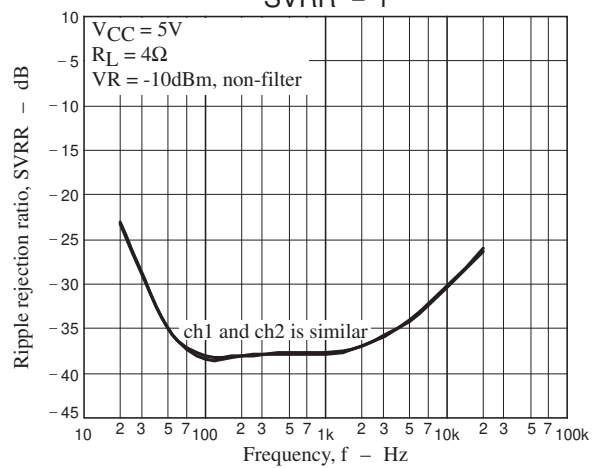
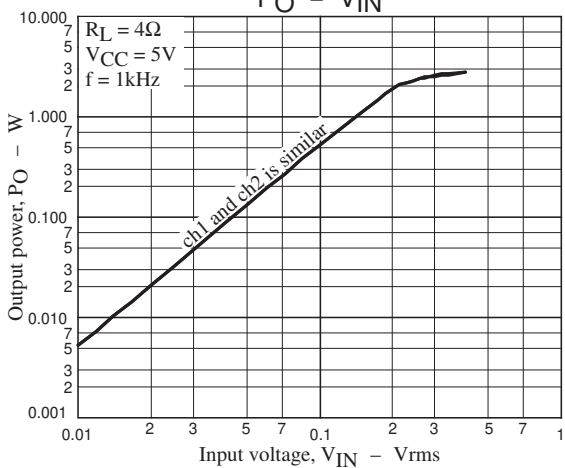
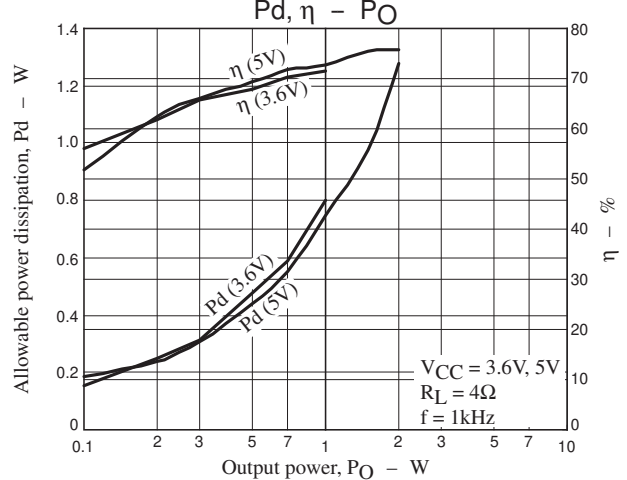
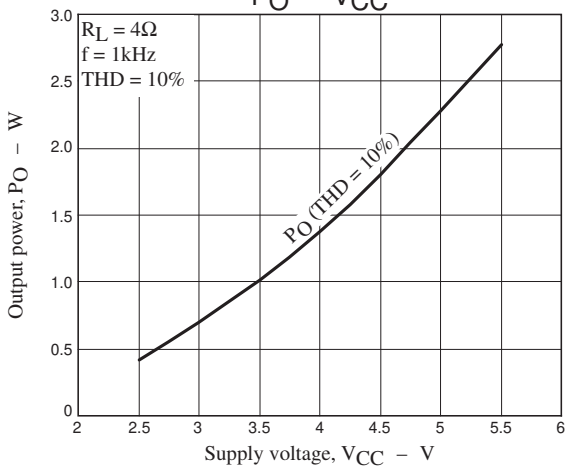
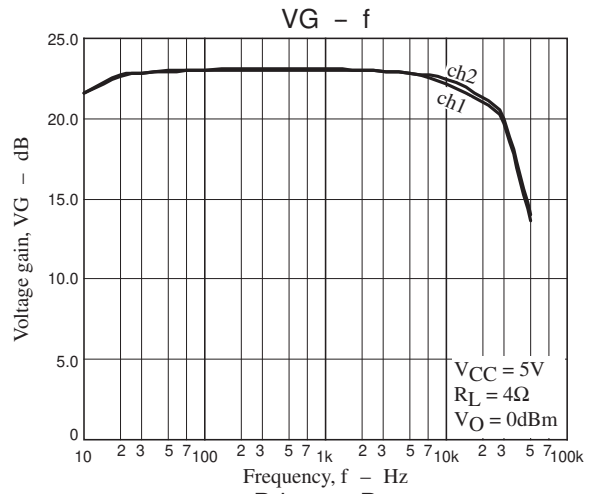
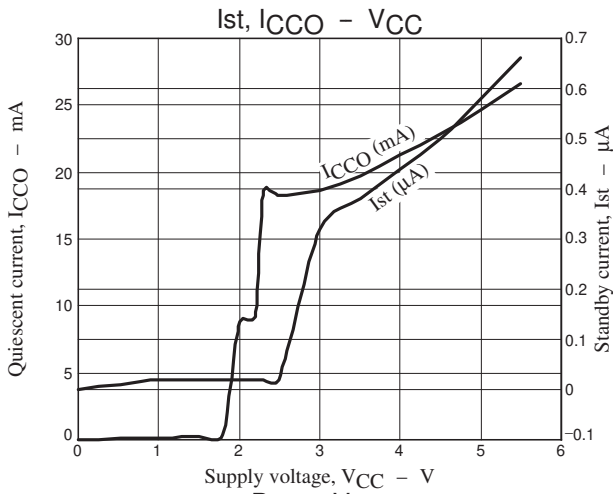
Continued on next page.

# LV4910T

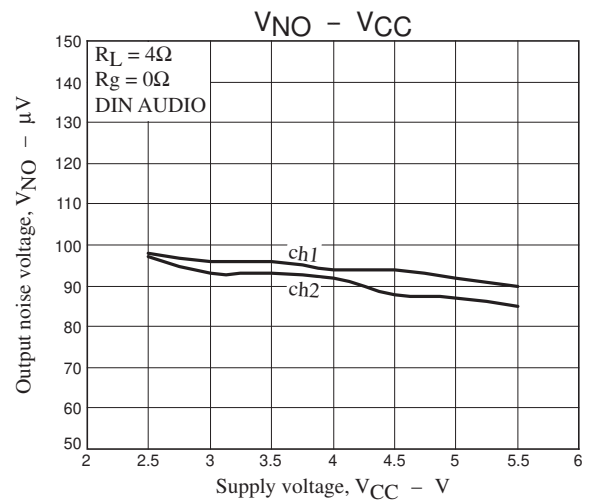
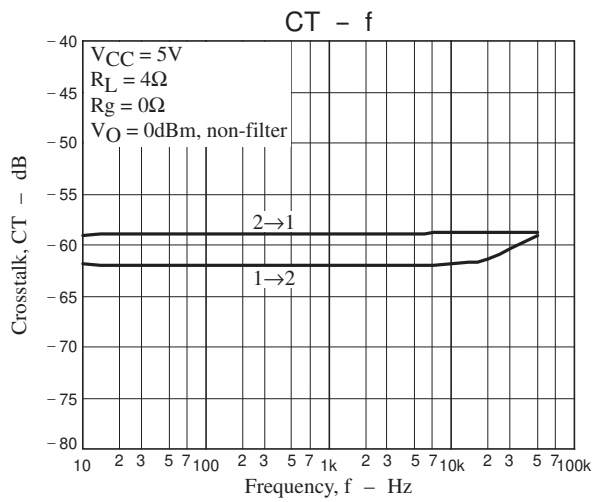
Continued from preceding page.

Pin No.	Pin name	Pin voltage (V)	Pin description	Equivalent circuit
15	PRE GND	0		
16	VREF OUT	2.55	<ul style="list-style-type: none"> <li>• VREF amplifier reference</li> </ul>	
19	NC		<ul style="list-style-type: none"> <li>• Non-connection</li> </ul>	
20	NC		<ul style="list-style-type: none"> <li>• Non-connection</li> </ul>	
21	STBY		<ul style="list-style-type: none"> <li>• STBY On/Off switch</li> <li>• 0 to 1V : Power Off</li> <li>• 3 to 5.5V : Power On</li> </ul>	
22	NC		<ul style="list-style-type: none"> <li>• Non-connection</li> </ul>	
23	NC		<ul style="list-style-type: none"> <li>• Non-connection</li> </ul>	
24	NC		<ul style="list-style-type: none"> <li>• Non-connection</li> </ul>	
25	PRE V <sub>CC</sub>	5		
26	V <sub>CC</sub> 1	5		
27	NC		<ul style="list-style-type: none"> <li>• Non-connection</li> </ul>	
29	GND1	0		

# LV4910T



# LV4910T



ON Semiconductor and the ON logo are registered trademarks of Semiconductor Components Industries, LLC (SCILLC). SCILLC owns the rights to a number of patents, trademarks, copyrights, trade secrets, and other intellectual property. A listing of SCILLC's product/patent coverage may be accessed at [www.onsemi.com/site/pdf/Patent-Marking.pdf](http://www.onsemi.com/site/pdf/Patent-Marking.pdf). SCILLC reserves the right to make changes without further notice to any products herein. SCILLC makes no warranty, representation or guarantee regarding the suitability of its products for any particular purpose, nor does SCILLC assume any liability arising out of the application or use of any product or circuit, and specifically disclaims any and all liability, including without limitation special, consequential or incidental damages. "Typical" parameters which may be provided in SCILLC data sheets and/or specifications can and do vary in different applications and actual performance may vary over time. All operating parameters, including "Typicals" must be validated for each customer application by customer's technical experts. SCILLC does not convey any license under its patent rights nor the rights of others. SCILLC products are not designed, intended, or authorized for use as components in systems intended for surgical implant into the body, or other applications intended to support or sustain life, or for any other application in which the failure of the SCILLC product could create a situation where personal injury or death may occur. Should Buyer purchase or use SCILLC products for any such unintended or unauthorized application, Buyer shall indemnify and hold SCILLC and its officers, employees, subsidiaries, affiliates, and distributors harmless against all claims, costs, damages, and expenses, and reasonable attorney fees arising out of, directly or indirectly, any claim of personal injury or death associated with such unintended or unauthorized use, even if such claim alleges that SCILLC was negligent regarding the design or manufacture of the part. SCILLC is an Equal Opportunity/Affirmative Action Employer. This literature is subject to all applicable copyright laws and is not for resale in any manner.