



Chipsmall Limited consists of a professional team with an average of over 10 year of expertise in the distribution of electronic components. Based in Hongkong, we have already established firm and mutual-benefit business relationships with customers from,Europe,America and south Asia,supplying obsolete and hard-to-find components to meet their specific needs.

With the principle of "Quality Parts,Customers Priority,Honest Operation,and Considerate Service",our business mainly focus on the distribution of electronic components. Line cards we deal with include Microchip,ALPS,ROHM,Xilinx,Pulse,ON,Everlight and Freescale. Main products comprise IC,Modules,Potentiometer,IC Socket,Relay,Connector.Our parts cover such applications as commercial,industrial, and automotives areas.

We are looking forward to setting up business relationship with you and hope to provide you with the best service and solution. Let us make a better world for our industry!



Contact us

Tel: +86-755-8981 8866 Fax: +86-755-8427 6832

Email & Skype: info@chipsmall.com Web: www.chipsmall.com

Address: A1208, Overseas Decoration Building, #122 Zhenhua RD., Futian, Shenzhen, China



LVT Series



Low Value Current Sense

The Ohmite LVT series is a metal alloy strip resistor providing good TCR ratings. Low value stability is important when using a current sense resistor. The LVT offers TCR ratings down to 50ppm with tolerances down to 1%. The LVT series provides a resistance range from 2m to 20m ohms. TCR stability with tight tolerances and wide resistance range makes the LVT series suited for most current sense applications.



SERIES SPECIFICATIONS

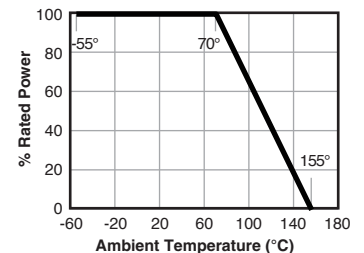
Series	Pkg. Size	Power Rating (W @70°C)	Resistance Range (mΩ)	TCR (ppm/°C)	Tolerance
LVT04	0402	0.33W	2.5	±150	±3% (H)
			3 ~ 4	±150	±2% (G)
			5 ~ 20	±100	±1% (F)
LVT06	0603	0.33W	2	±150	±3% (H)
			3 ~ 4	±150	±2% (G)
			5 ~ 20	±100	±1% (F)
LVT08	0805	0.5W	2	±100	±3% (H)
			3	±100	±2% (G)
			4	±75	±2% (G)
			5 ~ 10	±75	±1% (F)
			11 ~ 20	±50	±1% (F)
LVT12	1206	1.0W	2	±100	±3% (H)
			3	±100	±2% (G)
			4	±75	±2% (G)
			5 ~ 10	±75	±1% (F)
			11 ~ 20	±50	±1% (F)

CHARACTERISTICS

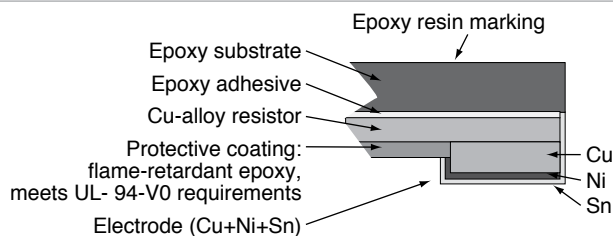
Res. Range	0.002- 0.020 dependent on size and TCR value
Operating Temp. Range	-55°C ~ 155°C
Rated Ambient Temperature	+70°C
Resistance Tolerance	3%, 2% and 1% based on resistance value
Temperature Coefficient	±150, 100, 75, or 50 ppm based on resistance
Coating Material	epoxy resin
Terminals	100% matte tin
Storage conditions	2 years airtight, +10°C ~ 40°C, relative humidity ≤75%. Without dew, +10°C ~ 60°C, relative humidity 95%, maximum value for 30 days.

Derating

Power rating is based on continuous full load operation at rated ambient temperature of 70°C. For resistors operated at ambient temp. in excess of 70 °C, the max. load shall be derated in accordance with the following curve.



Construction



LVT Series

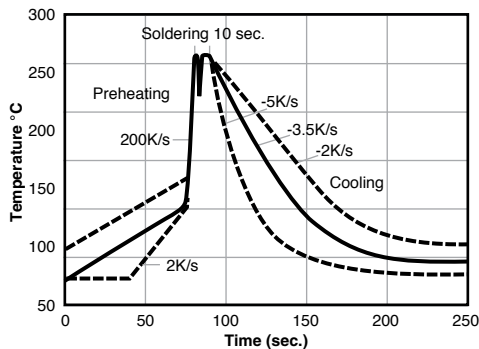
Low Value Current Sense

PERFORMANCE CHARACTERISTICS

Parameter	Condition	Requirement
Short Time Overload	2.5Pr; 5±2°C, 5sec.	±(1.0%+0.5mΩ); IEC60115-1 4.13
High Temp. Exposure	+155±2°C, 1000h	±(1.0%+0.5mΩ); IEC60115-1 4.25
Low Temp. Storage	-55±2°C, 1000h	±(1.0%+0.5mΩ); IEC60115-1 4.25
Moisture Load Life	60°C, 95% RH; Vtest = Vmax; 60±2°C; RH=95%; 90min ON, 30min OFF, 1000h	±(2.0%+0.5mΩ); IEC60115-1 4.25
Thermal Shock	-55°C 30min., R.T. 3min., +155°C 30min., R.T. 3min, 100 Cycles	±(1.0%+0.5mΩ); IEC60115-1 4.19
Load Life at 70°C	Vtest = Vmax; 70±2°C; 90min ON, 30min OFF, 1000h	±(2.0%+0.5mΩ); IEC60115-1 4.25
Solderability	Dip into solder at 245 ±5°C, 3±0.5sec.,	covered area 95%; IEC60115-1 4.17
Resistance to Solder Heat	Through Reflow, 275 ±5°C, 20 ±1sec.	±(1.0%+0.5mΩ); IEC60115-1 4.18
Mechanical Shock	100G, 11ms, 5x	±(1.0%+0.5mΩ); IEC60115-1 4.21
Substrate Bending	Span between fulcrums; 90mm; Bend Width 2mm; Test board Glass-Epoxy Board; Thickness 1.6mm	±(1.0%+0.5mΩ); IEC60115-1 4.33

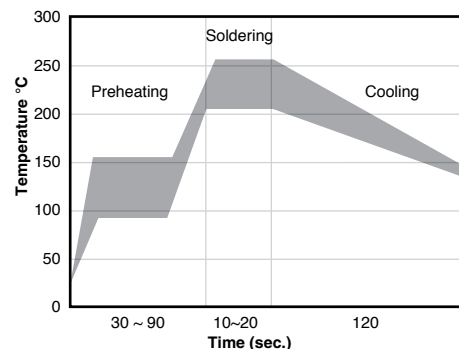
SOLDERING

Wave



Preheating : 100°C ~ 130°C, max.100 sec.
Soldering: 250°C ~ 265°C max. 10 sec.
Maximum temperature : 260°C ±5, max. 10 sec.

Reflow



Preheating : 145°C ±15, max.120 sec.
Soldering : min. 220°C, max. 60 sec.
Maximum temperature : 260°C ±5, max. 10 sec.

Rework temperature

(hot air equipment) 350°C, 3 ~ 5 seconds

Recommended reflow methods

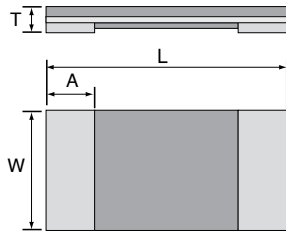
IR, vapor phase oven, or hot air oven. If reflow temperatures exceed the recommended profile, devices may not meet the performance requirements.

LVT Series

Low Value Current Sense

DIMENSIONS

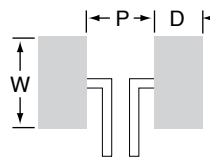
(mm)



Part	Res. Range	W	L	T	A
LVT04	R0025~R004	0.55 ±0.10	1.00 ±0.10	0.30 ±0.05	0.30 ±0.10
LVT04	R005~R020	0.55 ±0.10	1.00 ±0.10	0.30 ±0.05	0.23 ±0.10
LVT06	R002	0.80 ±0.25	1.60 ±0.25	0.40 ±0.25	0.45 ±0.20
LVT06	R003	0.80 ±0.25	1.60 ±0.25	0.40 ±0.25	0.35 ±0.20
LVT06	R004~R020	0.80 ±0.25	1.60 ±0.25	0.40 ±0.25	0.30 ±0.20
LVT08	R002	1.25 ±0.25	2.00 ±0.25	0.40 ±0.25	0.60 ±0.20
LVT08	R003~R020	1.25 ±0.25	2.00 ±0.25	0.40 ±0.25	0.40 ±0.20
LVT12	R002	1.60 ±0.25	3.20 ±0.25	0.40 ±0.25	1.05 ±0.30
LVT12	R003	1.60 ±0.25	3.20 ±0.25	0.40 ±0.25	0.80 ±0.30
LVT12	R004~R020	1.60 ±0.25	3.20 ±0.25	0.40 ±0.25	0.60 ±0.30

Solder pad

Part	Res. Range	P	W	D
LVT04	R0025~R020	0.40mm	0.60mm	0.60mm
LVT06	R002	0.50mm	0.92mm	1.35mm
LVT06	R003~R020	0.60mm	0.92mm	1.30mm
LVT08	R002	0.50mm	1.44mm	1.55mm
LVT08	R003~R020	0.80mm	1.44mm	1.40mm
LVT12	R002	0.60mm	1.84mm	2.10mm
LVT12	R003~R020	1.20mm	1.84mm	1.80mm

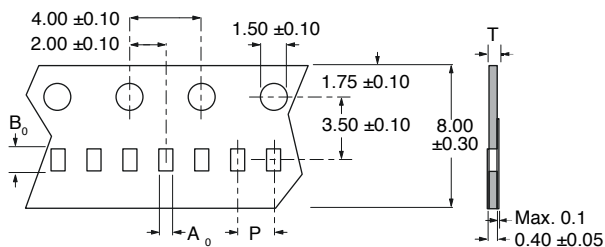


TAPE AND REEL

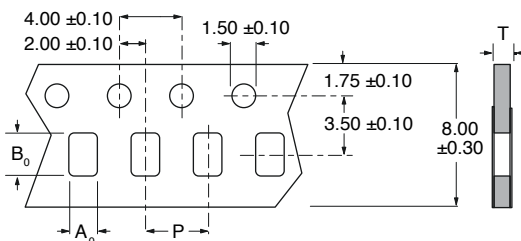
(mm)

Tape

LVT04

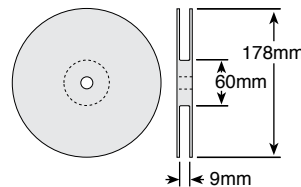


LVT06, 08 & 12



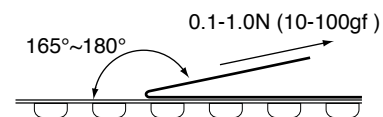
Part	P	A0	B0	T
LVT04	2.00 ±0.10	0.75 ±0.20	1.25 ±0.20	0.50 ±0.05
LVT06	4.00 ±0.10	1.18 ±0.20	1.98 ±0.20	0.75 ±0.10
LVT08	4.00 ±0.10	1.55 ±0.20	2.30 ±0.20	0.75 ±0.20
LVT12	4.00 ±0.10	2.05 ±0.20	3.65 ±0.20	0.75 ±0.20

Reel



Part	Qty/reel	Weight (g)
LVT04	10,000	100 ±30
LVT06	5,000	110 ±30
LVT08	5,000	120 ±30
LVT12	5,000	140 ±30

Peeling strength



ORDERING INFORMATION

RoHS Compliant

LVT04R0025HER

Series	Case Size	Ohms	Tolerance	Tape & Reel
	04 = 0402	R005 = 0.005	D = 0.5%	
	06 = 0603		F = 1%	
	08 = 0805		G = 2%	
	12 = 1206		H = 3%	

Standard part numbers

LVT04R0025HER	LVT06R0020HER	LVT08R0020HER	LVT12R0020HER
LVT04R0030GER	LVT06R0030GER	LVT08R0030GER	LVT12R0030GER
LVT04R0050FER	LVT06R0050FER	LVT08R0050FER	LVT12R0050FER
LVT04R0100FER	LVT06R0100FER	LVT08R0100FER	LVT12R0100FER
LVT04R0150FER	LVT06R0150FER	LVT08R0150FER	LVT12R0150FER
LVT04R0200FER	LVT06R0200FER	LVT08R0200FER	LVT12R0200FER

rev 7/18-1