



Chipsmall Limited consists of a professional team with an average of over 10 year of expertise in the distribution of electronic components. Based in Hongkong, we have already established firm and mutual-benefit business relationships with customers from,Europe,America and south Asia,supplying obsolete and hard-to-find components to meet their specific needs.

With the principle of "Quality Parts,Customers Priority,Honest Operation,and Considerate Service",our business mainly focus on the distribution of electronic components. Line cards we deal with include Microchip,ALPS,ROHM,Xilinx,Pulse,ON,Everlight and Freescale. Main products comprise IC,Modules,Potentiometer,IC Socket,Relay,Connector.Our parts cover such applications as commercial,industrial, and automotives areas.

We are looking forward to setting up business relationship with you and hope to provide you with the best service and solution. Let us make a better world for our industry!



## Contact us

Tel: +86-755-8981 8866 Fax: +86-755-8427 6832

Email & Skype: info@chipsmall.com Web: www.chipsmall.com

Address: A1208, Overseas Decoration Building, #122 Zhenhua RD., Futian, Shenzhen, China





# 60 WATT Single & Dual Output

Regulated, 4:1 Extra Wide Input Range



DC/DC Converters

## FEATURES

- Extra Wide Input Voltage Range (4:1)
- Single and Dual Output
- No Minimum Load required
- Input/Output Isolation (1600 Vdc Minimum)
- Six-sided Continuous Metal Shielding
- Operating Temperature Range: -40 to +85°C
- Low Profile Package: 1.00" X 2.00" X 0.40"
- Safety Approved UL60950-1, EN60950-1, IEC60950-1
- CE Mark meets 2006/95/EC, 2011/95/EC, and 2004/108/EC
- RoHS Compliant to EU Directive 2011/65/EU

LWB60 Series

Specifications - All specifications are typical at nominal input, full load and 25° C.

### INPUT

Voltage Range.....	24VDC nominal input .....	9 - 36VDC
	48VDC nominal input .....	18 - 75VDC
Input filter.....		Pi Filter
Input Surge Voltage.....	24VDC input.....	50VDC 100ms, max.
	48VDC input.....	100VDC 100ms, max.
Input Reflected Ripple Current .....		20mA <sub>p-p</sub>
Start up Time. ....	Constant resistive load.....	Power up.....60ms
		Remote ON/OFF.....60ms
Startup Voltage.....	24VDC input.....	9VDC, max.
	48VDC input.....	18VDC, max.
Shutdown Voltage.....	24VDC input.....	8VDC
	48VDC input.....	16VDC

### Remote ON/OFF

Referenced to - INPUT pin

Positive logic (Standard)	DC-DC ON .....	Open or 3 - 12VDC
	DC-DC OFF .....	Short or 0 - 1.2VDC
Negative logic (Option)	DC-DC ON .....	Short or 0 - 1.2VDC
	DC-DC OFF .....	Open or 3 - 12VDC
Input Current of Remote Control Pin.....		-0.5 - 0.5mA
Remote off state input current.....		3mA

### OUTPUT

Output Power.....		60 Watts max.
Voltage Accuracy.....		±1.0%
Line Regulation.....	LL to HL at Full Load.....	Single.....±0.2%
		Dual.....±0.5%
Load Regulation.....	No Load to Full Load.....	Single.....±0.2%
		Dual.....±1.0%
Cross Regulation.....	Asymmetrical Load 25% / 100% FL.....	Dual.....±5.0%
Voltage Adjustability.....	Single Output.....	3.3 Vout, 5 Vout, 12 Vout.....10%
		15 Vout, 24 Vout.....-10% - 20%
Ripple and Noise.....	Measured by 20MHz band width	
	.....With a 10µF/25V X7R MLCC.....	3.3Vout, 5Vout... 100mVp-p
		12Vout, 15Vout .....125mVp-p
	.....With a 4.7µF/50V X7R MLCC.....	24Vout.....200mVp-p
Temperature Coefficient.....		±0.2% / °C, max.
Transient Response recovery Time .....	25% load step change.....	250µs
	.....3.3 Vout.....	3.9VDC
	.....5Vout.....	6.2VDC
Over voltage protection.....	Zener Diode clamp .....	12Vout.....15VDC
		15Vout.....20VDC
		24Vout.....30VDC
Overload Protection.....		% of lout rated; Hiccup mode.....150%
Short Circuit Protection.....		Continuous, automatic recovery

Additional specifications on next page.



**GENERAL**

Efficiency.....	See table
Isolation Voltage .....	Input to Output .....1600VDC, min. 1 minute
Isolation Resistance .....	500VDC 1GΩ
Isolation Capacitance .....	2200pF
Switching Frequency..	275kHz Typ.
Approvals and Standard .....	IEC60950-1, UL60950-1, EN60950-1
Case Material .....	Copper
Base Material .....	FR4 PCB
Potting Material .....	Silicon (UL94-V0)
Dimensions	2.00 x 1.00 x 0.40 inches (50.8 x 25.4 x 10.2 mm)
Weight .....	33g (1.16 oz.)
MTBF.....	MIL-HDBK-217F Tc70°C, Full load.....8.582 x 10 <sup>5</sup> hrs

**ENVIRONMENTAL**

Operating Ambient Temperature .....	-40°C - +85°C
Maximum Case Temperature.....	+105°C
Over Temperature Protection.....	+115°C
Storage Temperature Range.....	-55°C - +125°C
Thermal Impedance <sup>(1)</sup> .....	Natural Convection (20LFM)..... Without Heat-sink.....10.8°C/Watt With Heat-sink.....10.3°C/Watt
Thermal Shock.....	MIL-STD-810F
Vibration.....	MIL-STD-810F
Relative Humidity.....	5% to 95% RH

**EMC CHARACTERISTICS**

EMI (Note 2).....	EN55022.....	Class A
ESD.....	EN61000-4-2	Air ±8KV Contact ±6KV .....Perf. Criteria A
Radiated Immunity.....	EN61000-4-3.....	20 V/m .....Perf. Criteria A
Fast Transient (Note 3).....	EN61000-4-4.....	±2KV .....Perf. Criteria A
Surge (Note 3).....	EN61000-4-5.....	±2KV .....Perf. Criteria A
Conducted Immunity.....	EN61000-4-6.....	10Vr.m.s. ....Perf. Criteria A

**SELECTION GUIDE**

	Input Voltage Nominal (Range) (Vdc)	Output Voltage (Vdc)	Output Current (mA)	Output Ripple & Noise	Input Current	Efficiency (%)	Model Number*	Capacitor Load max.
					No load (mA)			
<b>SINGLE OUTPUT VOLTAGE</b>	24(9-36)	3.3	12000	75m Vp-p	10	90	LWB60-24S33	32000µF
	24(9-36)	5	12000	75m Vp-p	10	92	LWB60-24S5	30000µF
	24(9-36)	12	5000	100m Vp-p	10	92	LWB60-24S12	5850µF
	24(9-36)	15	4000	100m Vp-p	10	92	LWB60-24S15	3900µF
	24(9-36)	24	2500	150m Vp-p	10	92	LWB60-24S24	2000µF
	48(18-75)	3.3	12000	75m Vp-p	10	90	LWB60-48S33	3200µF
	48(18-75)	5	12000	75m Vp-p	10	92	LWB60-48S5	3000µF
	48(18-75)	12	5000	100m Vp-p	10	92	LWB60-48S12	5850µF
	48(18-75)	15	4000	100m Vp-p	10	92	LWB60-48S15	3900µF
		24	2500	150m Vp-p	10	91	LWB60-48S24	2000µF
<b>DUAL OUTPUT VOLTAGE</b>	24(9-36)	±12	±2500	100m Vp-p	10	91	LWB60-24-12	+/-3900µF
	24(9-36)	±15	±2000	100m Vp-p	10	91	LWB60-24-15	+/-2400µF
	24(9-36)	±24	±1250	150m Vp-p	10	91	LWB60-24-24	+/-1000µF
	48(18-75)	±12	±2500	100m Vp-p	10	91	LWB60-48-12	+/-3900µF
	48(18-75)	±15	±2000	100m Vp-p	10	91	LWB60-48-15	+/-2400µF
	48(18-75)	±24	±1250	150m Vp-p	10	91	LWB60-48-24	+/-1000µF

**Notes**

- The heat-sink is optional and P/N: 7G-0020C-F.
- The LWB60 series standard module meets EMI Class A or Class B with external components. For more detailed information, please contact Polytron Devices, Inc.
- An external filter capacitor is required if the module is to meet EN61000-4-4, EN61000-4-5.  
The LWB60-24 recommended an aluminum electrolytic capacitor (Nippon cheni-con KY series, 220µF/100V) and a TVS (SMDJ120A, 120V, 3000 Watt peak pulse power) to connect in parallel.

**CAUTION:** This power module is not internally fused. An input line fuse must always be used.

**Mechanical specifications on next page.**

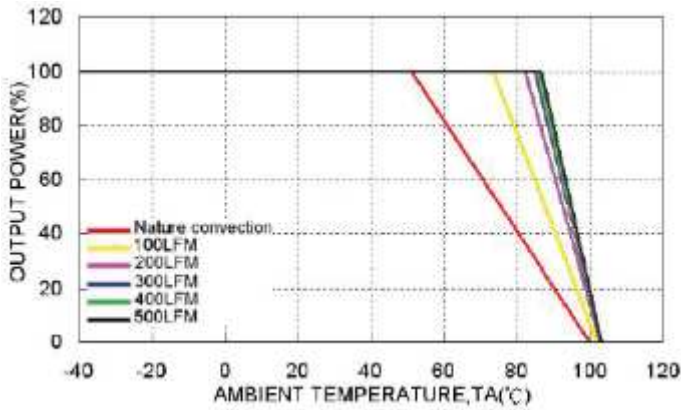


**DABURN ELECTRONICS & CABLE**

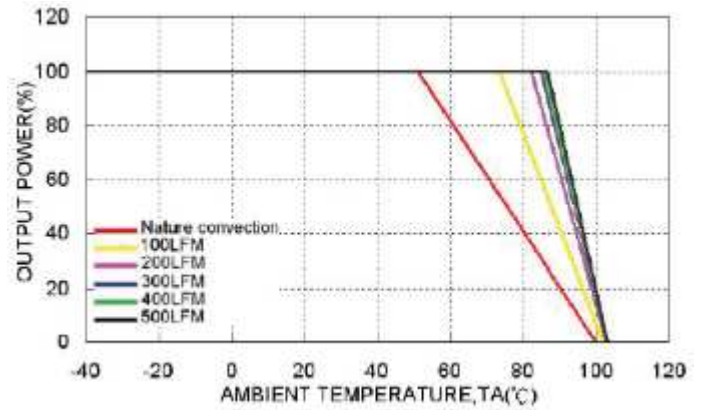
44 Richboynton Road, Dover, New Jersey 07801 U.S.A.

Tel: (973)328-3200 Fax: (973)328-3130 - Email: daburn@daburn.com - Website: www.daburn.com

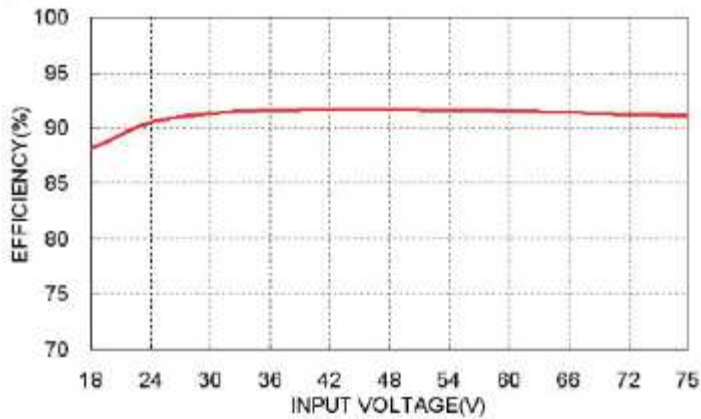
Ver. 1.0



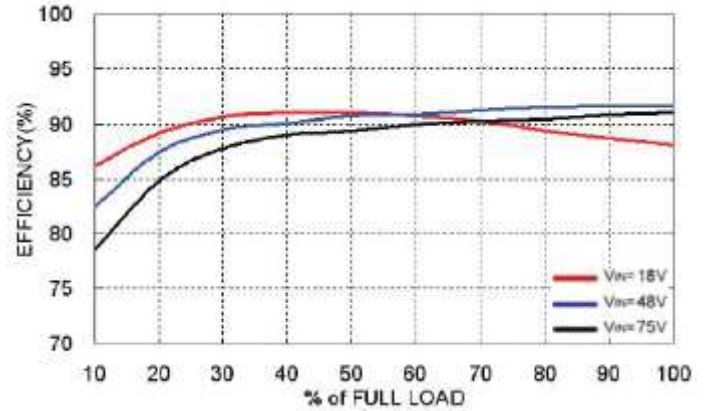
LWB60-48S12 Derating Curve



LWB60-48S12 Derating Curve with Heat-sink

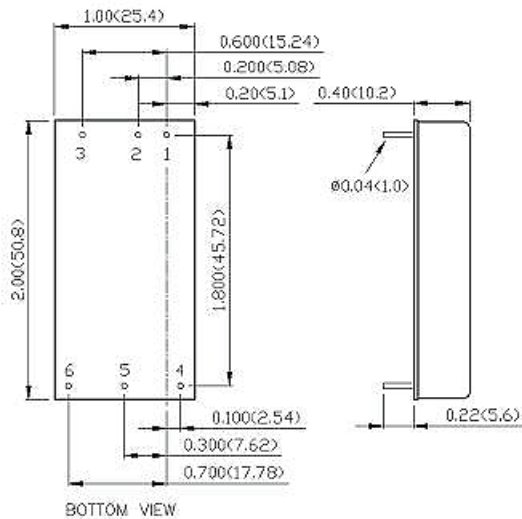


LWB60-48S12 Efficiency VS Input Voltage



LWB60-48S12 Efficiency VS Output Load

Mechanical Drawing



1. All dimensions in inches (mm)
2. Tolerance: X.XX±0.02 (X.X±0.5)  
X.XXX±0.01 (X.XX±0.25)
3. Pin pitch tolerance: ±0.01 (0.25)
4. Pin dimension tolerance: ±0.004 (0.1)

PIN CONNECTION

PIN	SINGLE	DUAL
1	+INPUT	+INPUT
2	-INPUT	-INPUT
3	CTRL	CTRL
4	+OUTPUT	+OUTPUT
5	-OUTPUT	COMMON
6	TRIM	-OUTPUT

EXTERNAL OUTPUT TRIMMING

Output can be externally trimmed by using the method shown below.

