



Chipsmall Limited consists of a professional team with an average of over 10 year of expertise in the distribution of electronic components. Based in Hongkong, we have already established firm and mutual-benefit business relationships with customers from,Europe,America and south Asia,supplying obsolete and hard-to-find components to meet their specific needs.

With the principle of “Quality Parts,Customers Priority,Honest Operation,and Considerate Service”,our business mainly focus on the distribution of electronic components. Line cards we deal with include Microchip,ALPS,ROHM,Xilinx,Pulse,ON,Everlight and Freescale. Main products comprise IC,Modules,Potentiometer,IC Socket,Relay,Connector.Our parts cover such applications as commercial,industrial, and automotives areas.

We are looking forward to setting up business relationship with you and hope to provide you with the best service and solution. Let us make a better world for our industry!



Contact us

Tel: +86-755-8981 8866 Fax: +86-755-8427 6832

Email & Skype: info@chipsmall.com Web: www.chipsmall.com

Address: A1208, Overseas Decoration Building, #122 Zhenhua RD., Futian, Shenzhen, China



2.4 - 2.5 GHz LNA With Bypass

Description

The LX5563 is a low noise amplifier (LNA) for WLAN applications in the 2.412 to 2.472 GHz frequency range. It operates with a single voltage supply of 3.3V, and features both high gain and bypass modes.

The LNA is fully matched on both the input and output ports; no external inductors or matching is required. It includes all bias circuitry and operates with a digital control signal. Only one external bypass capacitor on the supply line is required.

The LNA is packaged in a 1.5x1.5x0.5 mm dual-flat no-leads (DFN) package.

Features

- 2.412GHz to 2.472GHz frequency range
- Single 3.3V operation
- 14dB gain in high gain mode; 7dB loss in bypass mode
- 1.3dB noise figure
- Input IP3 = +7.5 dBm (high gain)
- Input P1dB = -3 dBm (high gain) or +18dBm (bypass)
- Single control enables LNA in high gain mode, or places LNA into bypass mode.

Applications

- 2.4GHz Wi-Fi RF front ends
- 802.11 b/g/n/ac radios
- Laptops, Tablets
- Smartphones
- Wireless Access Points
- Routers

Block Diagram

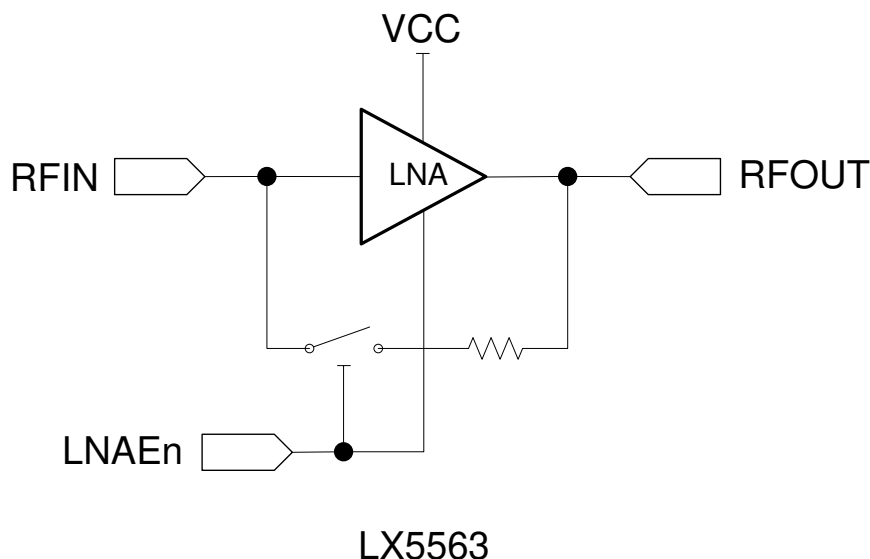


Figure 1 · Functional Block Diagram

Pin Configuration

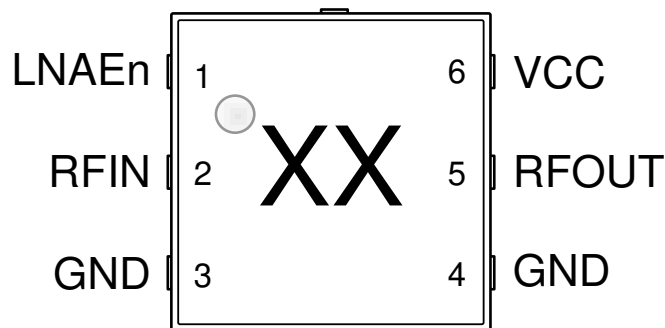


Figure 2 · Pinout

- Top view XX = Encoded date code
- 1.5 x 1.5 x 0.5mm QFN package

Ordering Information

Ambient Temperature	Type	Package	Part Number	Packaging Type
0°C to 70°C	RoHS2 compliant, Pb-free	DFN-6 1.5x1.5mm	LX5563LL	Bulk / Tube
			LX5563LL -TR	Tape and Reel

Pin Description

Pin Number	Pin Designator	Description
1	LNAEn	LNA Enable/Bypass mode select
2	RFIN	RF input. This pin is AC coupled to the transistor; no DC blocking is required.
3	GND	Ground
4	GND	Ground
5	RFOUT	RF output. This pin is AC coupled to the transistor; no DC blocking is required.
6	VCC	3.3V Supply voltage

Absolute Maximum Ratings

Parameter	Value	Units
DC Supply Voltage, RF off	4	V
RF input power	+10	dBm
Operational ground slug temperature	0 to 70	°C
Storage temperature range	-65 to 150	°C

Note: Stresses in excess of these absolute ratings may cause permanent damage. The device is not implied to be functional under these conditions.

General Electrical Characteristics

Symbol	Parameter	Test Condition	Min	Typ	Max	Units
VCC	Operating voltage		3	3.3	3.6	V
VIH	Logic high	LNAEn	VCC-1.1		3.6	V
VIL	Logic low	LNAEn	0		0.8	V
	ESD	All pins, HBM	1500			V

Note: The device may be operated safely over these conditions. However, performance is guaranteed only over the conditions defined in the electrical specifications.

Application Information

The LX5563 is fully matched on both RF ports. No external matching is required. An external decoupling capacitor is recommended on the supply line, as shown in [Figure 3](#).

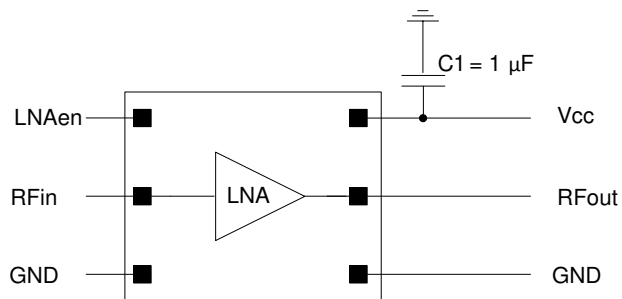
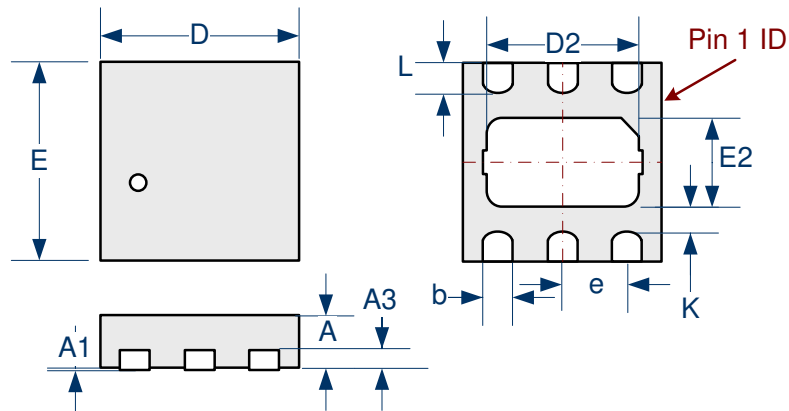


Figure 3 · Application Schematic

Package Outline Dimensions

The package is halogen free and meets RoHS2 and REACH standards.



DIM	MILLIMETERS		INCHES	
	MIN	MAX	MIN	MAX
A	0.41	0.50	0.016	0.020
A1	0.0	0.05	0.0	0.002
A3	0.15 REF		0.006 REF	
b	0.18	0.30	0.07	0.012
D	1.50 BSC		0.059 BSC	
D2	1.05	1.30	0.041	0.051
E	1.50 BSC		0.059 BSC	
E2	0.55	0.80	0.022	0.031
e	0.50 BSC		0.20 BSC	
K	0.15	-	0.006	-
L	0.125	0.225	0.005	0.009

Figure 4 · 6 Pin DFN Package Dimensions



Microsemi Corporate Headquarters
One Enterprise, Aliso Viejo CA 92656 USA
Within the USA: +1 (949) 380-6100
Sales: +1 (949) 380-6136
Fax: +1 (949) 215-4996

Microsemi Corporation (NASDAQ: MSCC) offers a comprehensive portfolio of semiconductor solutions for: aerospace, defense and security; enterprise and communications; and industrial and alternative energy markets. Products include high-performance, high-reliability analog and RF devices, mixed signal and RF integrated circuits, customizable SoCs, FPGAs, and complete subsystems. Microsemi is headquartered in Aliso Viejo, Calif. Learn more at www.microsemi.com.

© 2013 Microsemi Corporation. All rights reserved. Microsemi and the Microsemi logo are trademarks of Microsemi Corporation. All other trademarks and service marks are the property of their respective owners.