



Chipsmall Limited consists of a professional team with an average of over 10 year of expertise in the distribution of electronic components. Based in Hongkong, we have already established firm and mutual-benefit business relationships with customers from,Europe,America and south Asia,supplying obsolete and hard-to-find components to meet their specific needs.

With the principle of “Quality Parts,Customers Priority,Honest Operation,and Considerate Service”,our business mainly focus on the distribution of electronic components. Line cards we deal with include Microchip,ALPS,ROHM,Xilinx,Pulse,ON,Everlight and Freescale. Main products comprise IC,Modules,Potentiometer,IC Socket,Relay,Connector.Our parts cover such applications as commercial,industrial, and automotives areas.

We are looking forward to setting up business relationship with you and hope to provide you with the best service and solution. Let us make a better world for our industry!



Contact us

Tel: +86-755-8981 8866 Fax: +86-755-8427 6832

Email & Skype: info@chipsmall.com Web: www.chipsmall.com

Address: A1208, Overseas Decoration Building, #122 Zhenhua RD., Futian, Shenzhen, China



Savvi™ Embedded Ceramic GPS & Bluetooth® Antenna

1.575 and 2.4—2.5 GHz



These highly innovative antennas provide competitive advantages for designers of cell phones, laptops and other mobile equipment by combining GPS & Bluetooth antennas in a single, highly compact form factor suitable for the thinnest/ smallest devices. Ethertronics Isolated Magnetic Dipole (IMD) technology utilizes superior RF isolation to deliver the utmost in high performance.

TECHNOLOGY ADVANTAGES

Real-World Performance and Implementation

Ceramic antennas may look alike on the outside, but the important difference is inside. Other antennas may contain simple PiFA or monopole designs that interact with their surroundings, complicating layout or changing performance with use position. Ethertronics' antennas utilize patented IMD technology to deliver a unique size and performance combination.



Stays in Tune

High RF isolation means IMD antennas resist detuning regardless of usage position. And one standardized part can typically be placed in a variety of locations.


Smallest Effective Size

IMD antennas require a smaller keep-out area for surrounding components, leading to a smaller effective size.

High Performance

IMD's high efficiency and simple design rules lower development risk and speed time-to-market without sacrificing performance. Plus, high RF selectivity eliminates the cost and space for band-pass circuitry.

More information is available on our Website at www.ethertronics.com/resources/.



KEY BENEFITS

DESIGN ADVANTAGES

Best in Class Performance—Smallest Occupied Volume

- High efficiency
- Minimal ground clearance and component “keep out” areas. Very low component height.
- High selectivity eliminates the need for additional filters and frees board space.

High Tolerance to Frequency Shifts

- IMD's high RF isolation resists antenna de-tuning that can otherwise impair reception.
- Single part works for various PCB sizes and layouts.

Quicker Time-to-Market

- Fewer design changes
- Simpler implementation—no matching networks.

RoHS Compliant

- Ethertronics' antennas comply with the European RoHS Directive 2002/ 95/ EC.

END USER ADVANTAGES

Superior Range

- Greater antenna efficiency means longer range.

Exceptional Coverage

- Better GPS coverage delivers improved performance in buildings, cars or other areas where signal reflection occurs.
- Better Bluetooth coverage means more reliable wireless connections.

Faster Acquisition Times

- Users experience faster signal acquisition for GPS readings and Bluetooth connections.

SERVICE AND SUPPORT

Extensive RF Experience

- Our Savvi ceramic antennas are supported by extensive application notes, and when needed, by the expertise of RF engineers who have integrated hundreds of antenna designs into wireless devices.

Global Operations & Design Support

- Ethertronics' global operations encompass an integrated network of design centers that provide local customer support.

PRODUCT: GPS & Bluetooth® Dual Band Antenna

Ethertronics' GPS & Bluetooth Embedded Antenna Specifications.
 Ethertronics produces a wide variety of standard and custom antennas to meet user needs.
 Below are the typical specs for a combination GPS & Bluetooth application.

Electrical Specifications

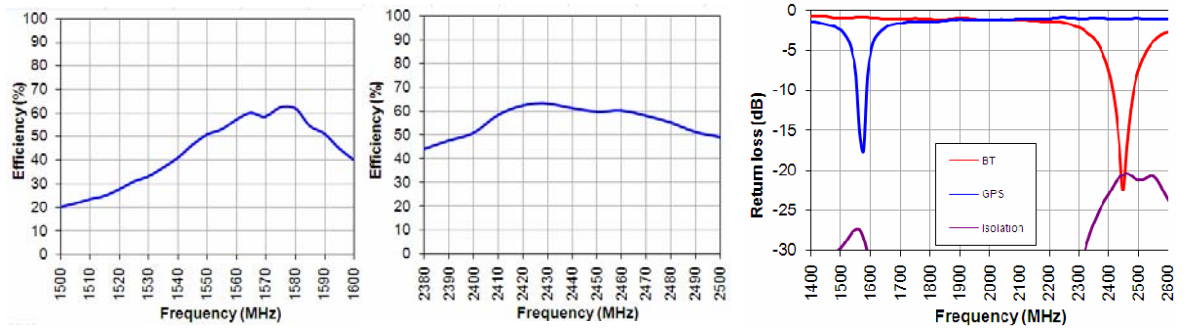
Typical Characteristics

GPS/BT Antenna	1.575 GHz	2.4–2.5 GHz
Peak Gain	1.5 dBi	2.1 dBi
Average Efficiency	61%	58%
VSWR Match	1.7:1 max	2.5:1 max
Feed Point Impedance	50 ohms unbalanced	50 ohms unbalanced
Power Handling	.5 Watt cw	.5 Watt cw
Polarization	Linear	Linear
Isolation	<-25 dB	<-20dB

Mechanical Specifications

Size	10.0x3.0x1.31mm
Mounting	Surface mount
Weight	.2 grams
Packaging	Tape & Reel

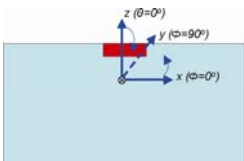
Typical Efficiency, Isolation & Return Loss



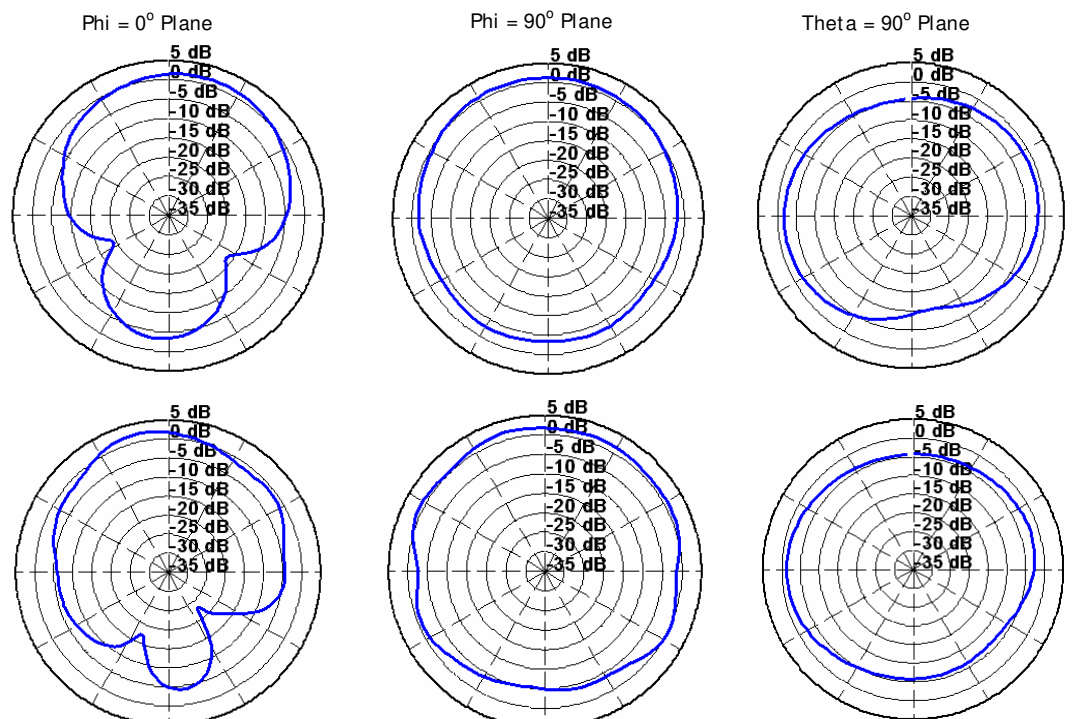
Antenna Radiation Patterns

1.575 GHz Band

Typical Performance
 Ethertronics' Test Board
 PCB: 40x80mm



2.4 GHz Band



Please contact Ethertronics for product sampling information.