



Chipsmall Limited consists of a professional team with an average of over 10 year of expertise in the distribution of electronic components. Based in Hongkong, we have already established firm and mutual-benefit business relationships with customers from,Europe,America and south Asia,supplying obsolete and hard-to-find components to meet their specific needs.

With the principle of “Quality Parts,Customers Priority,Honest Operation,and Considerate Service”,our business mainly focus on the distribution of electronic components. Line cards we deal with include Microchip,ALPS,ROHM,Xilinx,Pulse,ON,Everlight and Freescale. Main products comprise IC,Modules,Potentiometer,IC Socket,Relay,Connector.Our parts cover such applications as commercial,industrial, and automotives areas.

We are looking forward to setting up business relationship with you and hope to provide you with the best service and solution. Let us make a better world for our industry!



Contact us

Tel: +86-755-8981 8866 Fax: +86-755-8427 6832

Email & Skype: info@chipsmall.com Web: www.chipsmall.com

Address: A1208, Overseas Decoration Building, #122 Zhenhua RD., Futian, Shenzhen, China



Customer Information Sheet

DRAWING No.: M50-480XX45

SHEET 2 OF 2

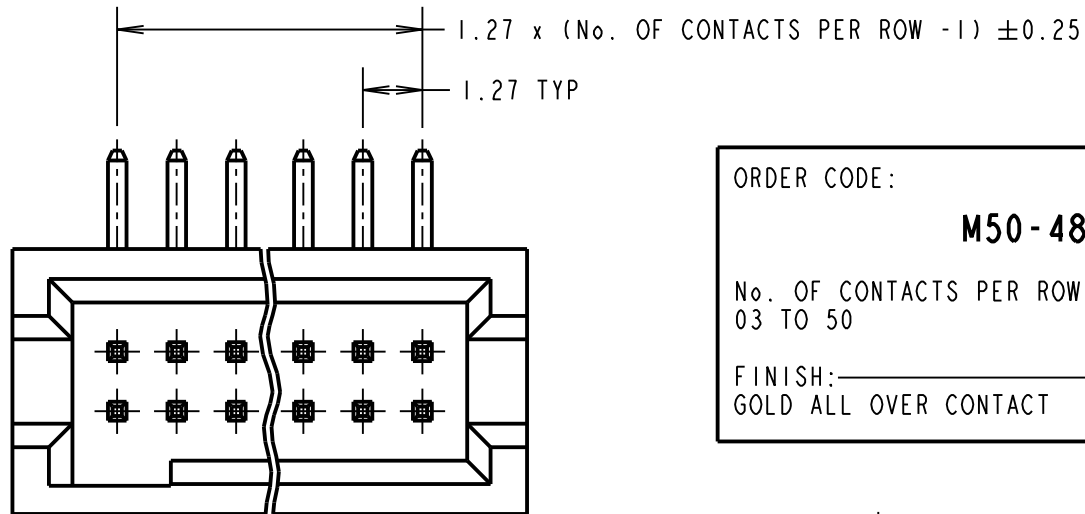
IF IN DOUBT - ASK



NOT TO SCALE

THIRD ANGLE PROJECTION

ALL DIMENSIONS IN mm



NOTES:

1. RECOMMENDED PCB HOLE SIZE = $\varnothing 0.65 \pm 0.10$ mm.
2. TOLERANCE = ± 0.15 UNLESS OTHERWISE STATED.

ORDER CODE:

M50-480XX45

No. OF CONTACTS PER ROW:
03 TO 50

FINISH:
GOLD ALL OVER CONTACT

SPECIFICATIONS:

MATERIAL:

MOULDING = LCP UL94V-0, BLACK
CONTACT = COPPER ALLOY

FINISH:

CONTACT = GOLD

ELECTRICAL:

CURRENT RATING = 1A
VOLTAGE PROOF = 300V AC FOR ONE MINUTE
CONTACT RESISTANCE = $20m\Omega$ MAX
INSULATION RESISTANCE = $1000M\Omega$ MIN

MECHANICAL:

DURABILITY = 100 CYCLES MIN

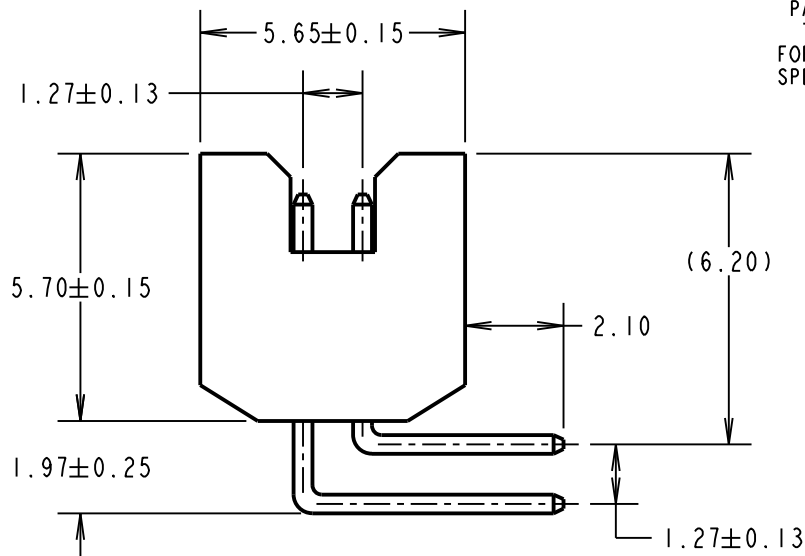
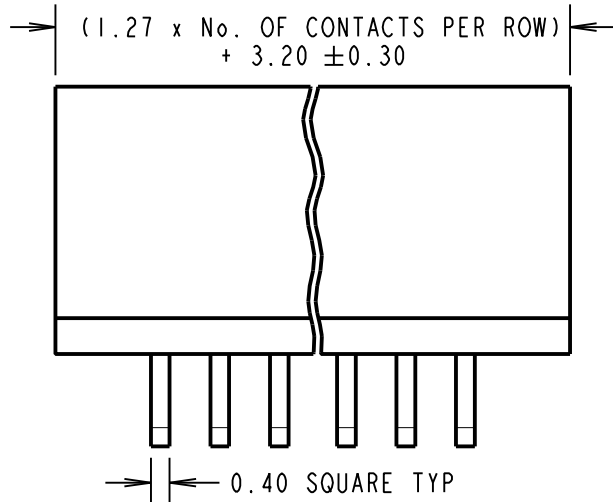
ENVIRONMENTAL:

OPERATING TEMPERATURE = $-40^{\circ}C$ TO $+105^{\circ}C$

PACKING:

TUBE

FOR COMPLETE SPECIFICATION, SEE COMPONENT SPECIFICATION C029XX (LATEST ISSUE)



SB	7	07.08.13	11873
NAME	ISS.	DATE	C/NOTE
APPROVED:		S. BENNETT	
CHECKED:		S. FLOWER	
DRAWN:		J. ENRIGHT	
CUSTOMER REF.:			
ASSEMBLY DRG:			

HARWIN

www.harwin.com
technical@harwin.com

THIS DRAWING AND ANY INFORMATION OR DESCRIPTIVE MATTER SET OUT HEREON ARE CONFIDENTIAL AND COPYRIGHT PROPERTY OF THE HARWIN GROUP AND MUST NOT BE DISCLOSED, LOANED, COPIED OR USED FOR MANUFACTURING, TENDERING OR FOR ANY OTHER PURPOSE WITHOUT THEIR WRITTEN PERMISSION.

TOLERANCES
~~X = ± 1mm~~
~~X.X = ± 0.25mm~~
~~X.XX = ± 0.10mm~~
~~X.XXX = ± 0.01mm~~
 ANGLES = $\pm 5^{\circ}$
 UNLESS STATED

MATERIAL:

SEE ABOVE

FINISH: SEE ABOVE

S/AREA:

mm²

TITLE:

1.27mm PITCH DIL
HORIZONTAL PIN HEADER ASSY

DRAWING NUMBER:

M50-480XX45

SHT
2 OF 2