



Chipsmall Limited consists of a professional team with an average of over 10 year of expertise in the distribution of electronic components. Based in Hongkong, we have already established firm and mutual-benefit business relationships with customers from,Europe,America and south Asia,supplying obsolete and hard-to-find components to meet their specific needs.

With the principle of “Quality Parts,Customers Priority,Honest Operation,and Considerate Service”,our business mainly focus on the distribution of electronic components. Line cards we deal with include Microchip,ALPS,ROHM,Xilinx,Pulse,ON,Everlight and Freescale. Main products comprise IC,Modules,Potentiometer,IC Socket,Relay,Connector.Our parts cover such applications as commercial,industrial, and automotives areas.

We are looking forward to setting up business relationship with you and hope to provide you with the best service and solution. Let us make a better world for our industry!



Contact us

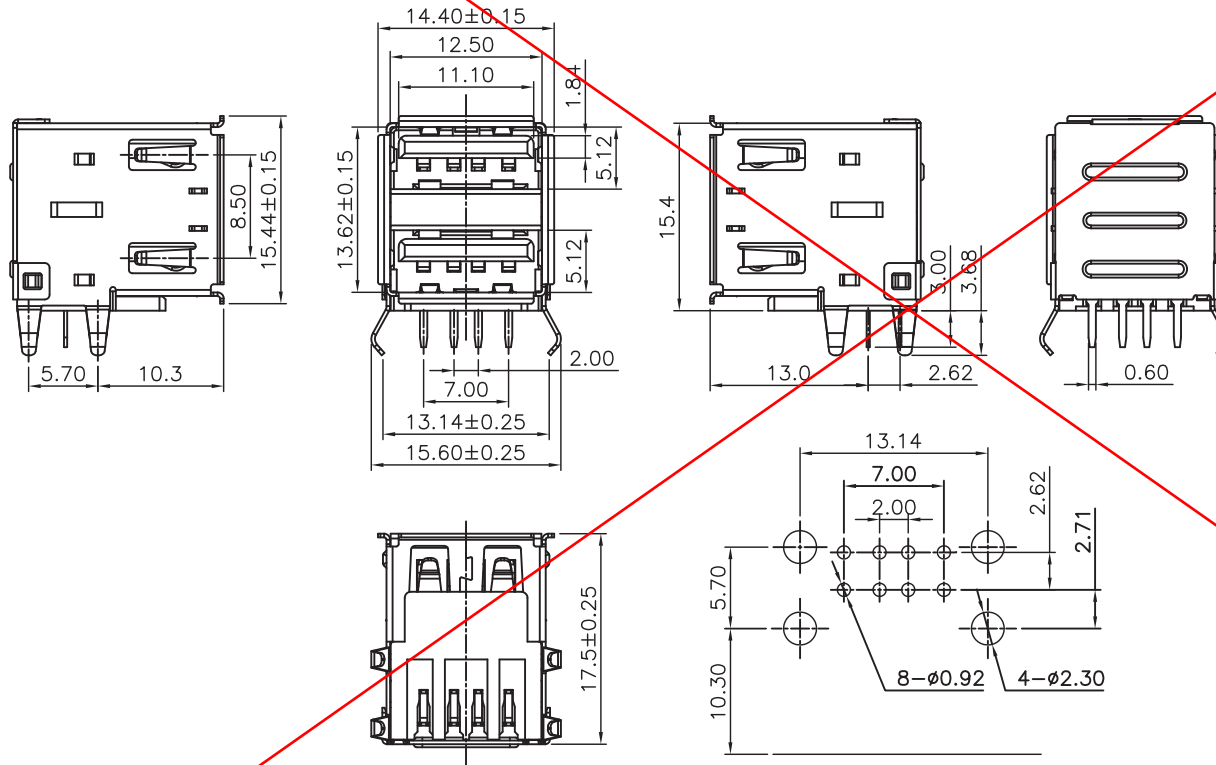
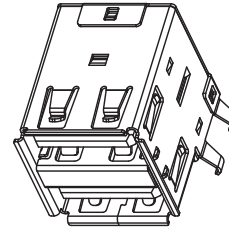
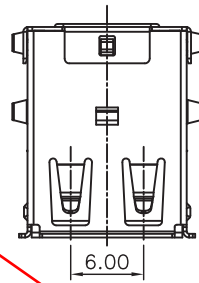
Tel: +86-755-8981 8866 Fax: +86-755-8427 6832

Email & Skype: info@chipsmall.com Web: www.chipsmall.com

Address: A1208, Overseas Decoration Building, #122 Zhenhua RD., Futian, Shenzhen, China



OBSOLETE



Recommended PCB Layout

Specifications

Current Rating: 1.5Amp Max.
 Insulation Resistance: 1000M Ohm Min.
 Contact Resistance: 30m Ohm Max.
 Withstanding Voltage: 500V AC/Minute
 Operating Temperature: -55°C~+85°C
 Material And Finish
 Insulator: PBT Black UL94-V0
 Contact: Brass T=0.25mm
 Contact Plated: Gold Plated On Contact and Tin 100u”
 Plating In Solder Tail. Over Nickel Plating All.
 Shell: Brass T=0.30mm,With Nickel Plated.
 Back Shell: SPCC-SD T=0.30mm, With Nickel Plated.
 Med Clip Slice: Brass T=0.30mm, With Nickel Plated.
 Insertion Force: 3.57Kgf Max.
 Extraction Force: 1.02Kgf Min.
 Durability: 1500 Cycles min.

NOTES: ALL DIMENSIONS AND NOTES
 MARKED ✕ ARE CRITICAL AND
 MUST BE CHECKED IN ACCORDANCE
 WITH QUALITY DOC. QI-02A

Leo	3	10.10.12	A390
Allan	2	24.11.08	A174
Allan	1	01.08.06	-
NAME	ISS.	DATE	C/NOTE
APPROVED:		T.L	
CHECKED:		<i>[Signature]</i>	
DRAWN:		Leo	
CUSTOMER REF.:			
ASSEMBLY DRG:			

HARWIN

HARWIN USA
 TEL: 603 893 5376
 FAX: 603 893 5396
 mis@harwin.com

HARWIN Europe (UK)
 TEL: 023 9231 4545
 FAX: 023 9231 4590
 mis@harwin.co.uk

HARWIN Asia
 TEL: +65 6 779 4909
 FAX: +65 6 779 3868
 mis@harwin.com.sg

THIS DRAWING AND ANY
 INFORMATION OR DESCRIPTIVE
 MATTER SET OUT HEREON ARE
 CONFIDENTIAL AND COPYRIGHT
 PROPERTY OF THE HARWIN
 GROUP AND MUST NOT BE
 DISCLOSED, LOANED, COPIED
 OR USED FOR MANUFACTURING,
 TENDERING OR FOR ANY
 OTHER PURPOSE WITHOUT
 THEIR WRITTEN PERMISSION.

TOLERANCES
 X.X = ±0.30mm
 X.XX = ±0.20mm
 X.XXX = ±0.10mm

ANGLES = ±3°
 UNLESS STATED

MATERIAL:
 SEE NOTES

FINISH:
 SEE NOTES

S/AREA:
 mm2

TITLE:
 USB A TYPE FEMALE DUAL PORTS

DRAWING NUMBER:
 M701-230842

SHT
 1
 OF
 1