



Chipsmall Limited consists of a professional team with an average of over 10 year of expertise in the distribution of electronic components. Based in Hongkong, we have already established firm and mutual-benefit business relationships with customers from,Europe,America and south Asia,supplying obsolete and hard-to-find components to meet their specific needs.

With the principle of “Quality Parts,Customers Priority,Honest Operation,and Considerate Service”,our business mainly focus on the distribution of electronic components. Line cards we deal with include Microchip,ALPS,ROHM,Xilinx,Pulse,ON,Everlight and Freescale. Main products comprise IC,Modules,Potentiometer,IC Socket,Relay,Connector.Our parts cover such applications as commercial,industrial, and automotives areas.

We are looking forward to setting up business relationship with you and hope to provide you with the best service and solution. Let us make a better world for our industry!



Contact us

Tel: +86-755-8981 8866 Fax: +86-755-8427 6832

Email & Skype: info@chipsmall.com Web: www.chipsmall.com

Address: A1208, Overseas Decoration Building, #122 Zhenhua RD., Futian, Shenzhen, China



Customer Information Sheet

DRAWING No.: M80-455XX98 SHT 2 OF 2

IF IN DOUBT - ASK

©

NOT TO SCALE

THIRD ANGLE PROJECTION

ALL DIMENSIONS IN mm

SPECIFICATION:

MATERIAL:

HOUSING = GLASS-FILLED POLYAMIDE 46,
UL94V-0, BLACK

JACKSCREW, CIRCLIP = STAINLESS STEEL

ELECTRICAL:

CURRENT RATING AT 25°C = 3.0A MAX

CURRENT RATING AT 85°C = 2.2A MAX

WORKING VOLTAGE = 800V AC/DC

VOLTAGE PROOF = 1200V AC/DC

CONTACT RESISTANCE = 25 mΩ MAX

INSULATION RESISTANCE = 100 MΩ MIN

MECHANICAL:

DURABILITY = 400 OPERATIONS

INSERTION FORCE = 2.8N MAX

WITHDRAWAL FORCE = 0.2N MIN

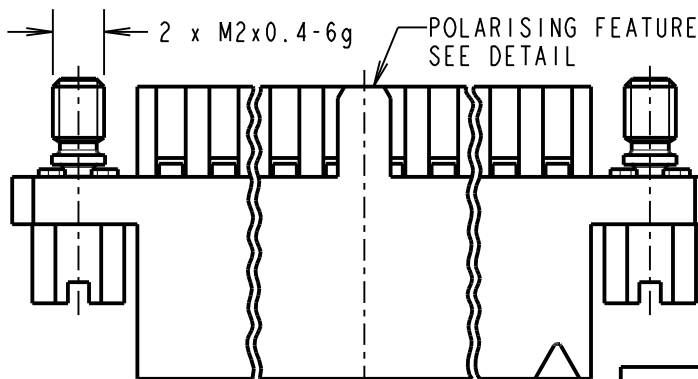
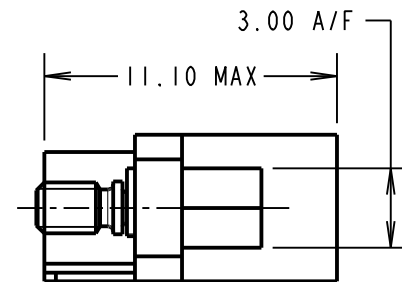
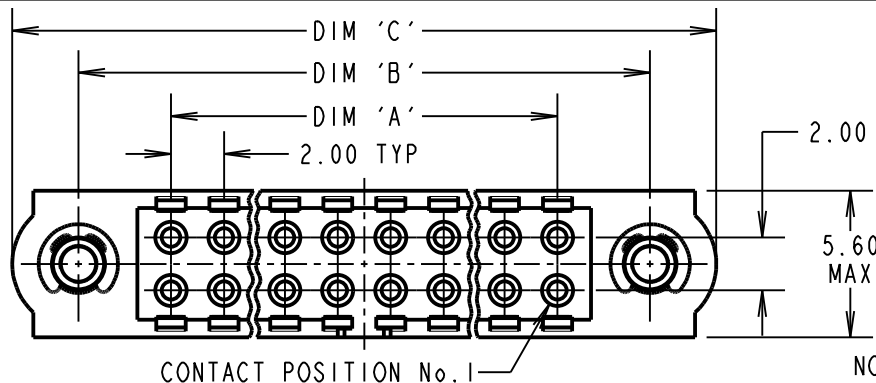
ENVIRONMENTAL:

TEMPERATURE RANGE = -55°C TO +125°C

PACKING:

BAG

FOR COMPLETE SPECIFICATION, SEE COMPONENT SPECIFICATION C040XX (LATEST ISSUE)



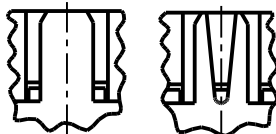
NOTES:

1. POLARISING FEATURE STYLE DEPENDANT ON NUMBER OF CONTACT POSITIONS.
2. HOUSING TO BE USED WITH DATAMATE TRIO-TEK CRIMP CONTACTS:
M80-25300XX = 24-22 AWG REELED
M80-25400XX = 28-26 AWG REELED
M80-28300XX = 24-22 AWG LOOSE
M80-28400XX = 28-26 AWG LOOSE
3. THE SPECIFICATION APPLIES WHEN HOUSING IS USED WITH THE ABOVE CONTACTS.
4. CONTACT EXTRACTION TOOL = Z80-258.
5. INSTRUCTION SHEETS ARE AVAILABLE.

DIMENSION	CALCULATION
DIM 'A'	TOTAL No. OF CONTACT POSITIONS - 2
DIM 'B'	TOTAL No. OF CONTACT POSITIONS + 5
DIM 'C'	TOTAL No. OF CONTACT POSITIONS + 10
EXAMPLE: CONNECTOR WITH 20 CONTACT POSITIONS, M80-4552098	
DIM 'A' = 18.00mm, DIM 'B' = 25.00mm, DIM 'C' = 30.00mm	

POLARISING FEATURE
DETAIL
SEE NOTE 1

STYLE A STYLE B



ORDER CODE:

M80-455XX98

TOTAL No. OF CONTACT POSITIONS:
04, 06, 08, 10, 12, 14, 20,
26, 28, 34, 42, 50

PLEASE CONTACT
datamate@harwin.com
FOR CURRENT AVAILABILITY

MSP	4	07.01.16	13139
NAME	ISS.	DATE	C/NOTE
APPROVED:		M.PERREN	
CHECKED:		M.PLESTED	
DRAWN:		B. M. KENT	
CUSTOMER REF.:			
ASSEMBLY DRG:			

HARWIN

www.harwin.com
technical@harwin.com

THIS DRAWING AND ANY INFORMATION OR DESCRIPTIVE MATTER SET OUT HEREON ARE CONFIDENTIAL AND COPYRIGHT PROPERTY OF THE HARWIN GROUP AND MUST NOT BE DISCLOSED, LOANED, COPIED OR USED FOR MANUFACTURING, TENDERING OR FOR ANY OTHER PURPOSE WITHOUT THEIR WRITTEN PERMISSION.

TOLERANCES

X. = ±1mm
X.X = ±0.50mm
X.XX = ±0.10mm
X.XXX = ±0.01mm
ANGLES = ±5°
UNLESS STATED

MATERIAL:

SEE ABOVE

FINISH:

S/AREA:

mm²

TITLE: DATAMATE TRIO-TEK
FEMALE CRIMP HOUSING
WITH SLOTTED JACKSCREW

DRAWING NUMBER:

M80-455XX98

SHT
2 OF 2