



Chipsmall Limited consists of a professional team with an average of over 10 year of expertise in the distribution of electronic components. Based in Hongkong, we have already established firm and mutual-benefit business relationships with customers from,Europe,America and south Asia,supplying obsolete and hard-to-find components to meet their specific needs.

With the principle of "Quality Parts,Customers Priority,Honest Operation,and Considerate Service",our business mainly focus on the distribution of electronic components. Line cards we deal with include Microchip,ALPS,ROHM,Xilinx,Pulse,ON,Everlight and Freescale. Main products comprise IC,Modules,Potentiometer,IC Socket,Relay,Connector.Our parts cover such applications as commercial,industrial, and automotives areas.

We are looking forward to setting up business relationship with you and hope to provide you with the best service and solution. Let us make a better world for our industry!



## Contact us

Tel: +86-755-8981 8866 Fax: +86-755-8427 6832

Email & Skype: info@chipsmall.com Web: www.chipsmall.com

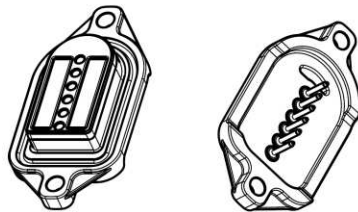
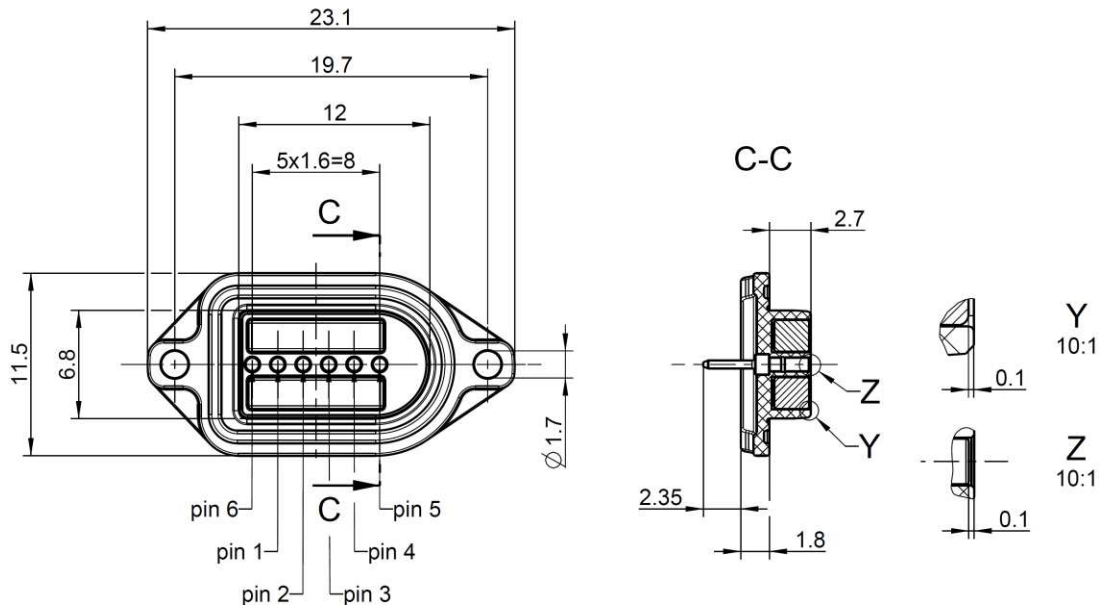
Address: A1208, Overseas Decoration Building, #122 Zhenhua RD., Futian, Shenzhen, China



M9

MultiMag 6 Receptacle  
(PCB Termination)

**M9K701-400L**



recommended pin design	
interface	description
pin 6	---
pin 1	+5V
pin 2	Data-
pin 3	Data+
pin 4	GND
pin 5	---

All dimensions are in mm; tolerances according to ISO 2768 m-H

### General Information

Magnetic connector  
 Number and type of contacts 6 rigid pins  
 Soldering THT  
 Color Black, similar RAL 9005

### Interface

Mating with MultiMag 6 cable assembly

### Material and Plating

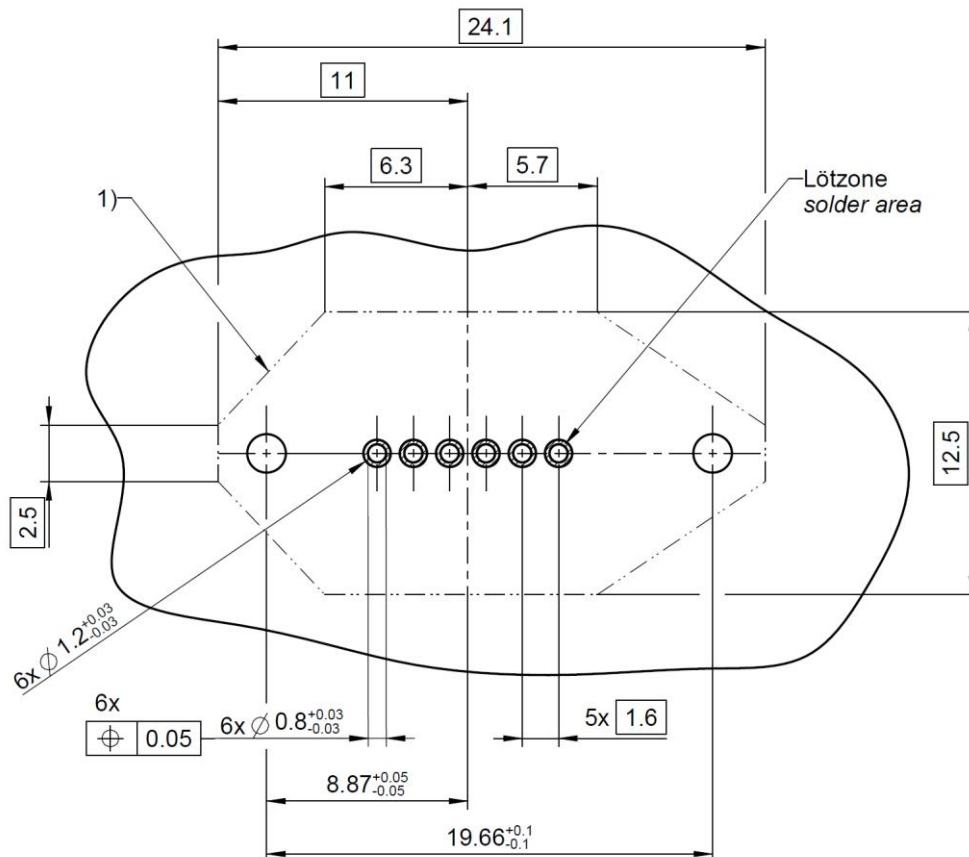
#### Connector Parts

Contacts	Material	Plating/Color
Housing	Brass	Gold plated
Magnets	PBT GF30	Black, similar RAL 9005
	NdFeB	Nickel plated

**Electrical Data**

Designed for USB 2.0 specification      5 V DC, 0.5 A  
 Maximum voltage                              24 V DC  
 Maximum current                                1 A

**PCB Footprint**



- 1) Keine Bauteile innerhalb dieser Zone erlaubt / no components allowed within this zone
- 2) Die dargestellten Maße sind nur eine Empfehlung / the stated dimensions are only recommendations.
- 3) Alle Bohrungen sowie die Pads auf der Rückseite beschichtet / all drill holes plated inclusive pads on the backside

Dieses Dokument ist urheberrechtlich geschützt • This document is protected by copyright • Rosenberger Hochfrequenztechnik GmbH & Co. KG

RF\_35/05.10/6.0

M9

MultiMag 6 Receptacle  
(PCB Termination)

**M9K701-400L**

**Mechanical Data**

Magnetic disengagement force                      average ~ 8 N  
 Mating cycles without load                              min. 5.000  
 Expected Mating cycles with load:

Max. Voltage	Max. Current	Mating cycles
5.0 V DC	0.5 A	min. 5.000
12.6 V DC	1.0 A	min. 2.000
24.0 V DC	0.5 A	min. 800

**Environmental Data**

Temperature range    -20 °C to +65 °C  
 Magnets start losing their magnetic properties above 65 °C

**Compliance**

RoHS    compliant

**Packing**

Standard    100 pcs in blister  
 Weight    ~ 1.1 g/pc

**Caution!**

**Magnets can impact the function of pace makers and implantable cardioverter-defibrillators (e.g. actuation of reed switch). Keep a minimum distance of 0.2 m (20 cm) between the magnetic connector and the implanted devices to prevent malfunction and danger to health.**

While the information has been carefully compiled to the best of our knowledge, nothing is intended as representation or warranty on our part and no statement herein shall be construed as recommendation to infringe existing patents. In the effort to improve our products, we reserve the right to make changes judged to be necessary.

Draft	Date	Approved	Date	Rev.	Engineering change number	Name	Date
T. Scheuerlein	22.06.16	T. Scheuerlein	25.07.17	a02	17-0004	T. Scheuerlein	25.07.17