



Chipsmall Limited consists of a professional team with an average of over 10 year of expertise in the distribution of electronic components. Based in Hongkong, we have already established firm and mutual-benefit business relationships with customers from,Europe,America and south Asia,supplying obsolete and hard-to-find components to meet their specific needs.

With the principle of “Quality Parts,Customers Priority,Honest Operation,and Considerate Service”,our business mainly focus on the distribution of electronic components. Line cards we deal with include Microchip,ALPS,ROHM,Xilinx,Pulse,ON,Everlight and Freescale. Main products comprise IC,Modules,Potentiometer,IC Socket,Relay,Connector.Our parts cover such applications as commercial,industrial, and automotives areas.

We are looking forward to setting up business relationship with you and hope to provide you with the best service and solution. Let us make a better world for our industry!



Contact us

Tel: +86-755-8981 8866 Fax: +86-755-8427 6832

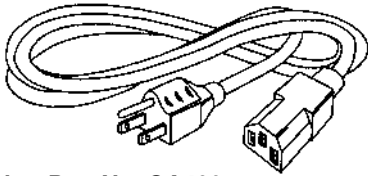
Email & Skype: info@chipsmall.com Web: www.chipsmall.com

Address: A1208, Overseas Decoration Building, #122 Zhenhua RD., Futian, Shenzhen, China



Accessories

General



Line Cord — Part No. GA400

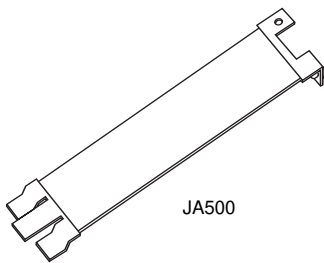
7 1/2 foot, 3-conductor line cord to mate with models with in the catalog. 1250 watt, 10A - 125 VAC SVT, Black, UL, CSA.

Not recommended for patient care applications due to leakage current of the line cord.

Insulating Boot — Part No. FA601

Plastic shroud to cover back of IEC connector style filters with style 1 terminals for EC, ED, EEA, EEB, EEJ, EF Series.

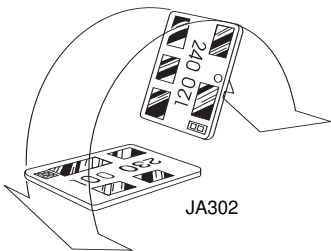
J Series - Voltage Selecting and Fused Connector



JA500

Tool — Part No. JA500

Extractor tool for removal and insertion of voltage selector card in J series.



JA302

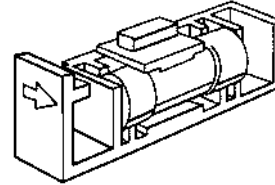
Voltage Card — Part No. JA302

Two-voltage selection card for use with J series. Marked 115V/230V.

Voltage Card — Part No. JA304

Four-voltage selection card for use with J series. Marked 110V/120V/220V/240V. One JA304 comes standard with each J series module.

L Series - Power Entry Modules



Fuseholder — Part No. LA200

Accommodates one 1/4" x 1-1/4" North American fuse for L series only.

Fuseholder — Part No. LA201

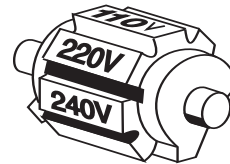
Accommodates one 5 x 20mm metric fuse for L series only.

Voltage Wheel — Part No. LA302

Two-voltage selection drum for use with HL4 and DL4 models. Marked 115V/230V.

Voltage Wheel — Part No. LA303

Three-voltage selection drum or use with HL4 and DL4 models. Marked 110V/220V/240V.



Voltage Wheel — Part No. LA304

Four-voltage selection drum for use with HL4 and DL4 models. Marked 100V/120V/220V/240V. One LA304 comes standard with each HL4 and DL4 model.

Blank — Part No. LA400

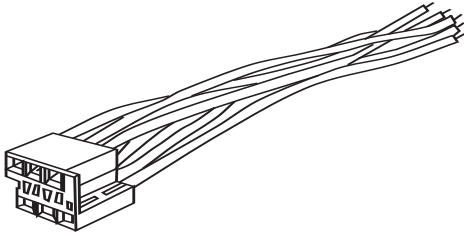
Blank to replace switch in single voltage selection models. DL1 and HL1 models.

Insulating Boot — Part No. LA601

Plastic shroud to cover back of EDL and EHL power entry modules preventing inadvertent access.

Accessories (Continued)

M Series - Power Entry Modules



Assembly — Part No. MA100

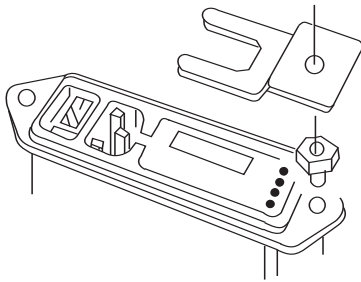
Power interconnect assembly for voltage select models of the M series. Simplifies connection of power entry module to power supply. Designed for use with either filtered or unfiltered voltage selection models. 8.5" wire leads.

Part No. MA101 - Plug Only

Part No. MA102 - Pins on Strips

Part No. MA103 - Pins on Reel (7,000 pins)

Part No. MA104 - Pins Only

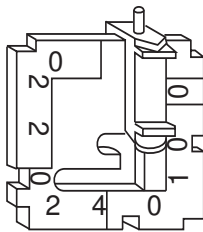


Assembly — Part No. MA400

Medical safety bracket kit for use with HM models. Bracket allows customer to undergo UL544 abnormal condition testing without removal of fuse(s) in power entry module.

Part No. MA401 - Bracket Only

Part No. MA402 - Standoff Only

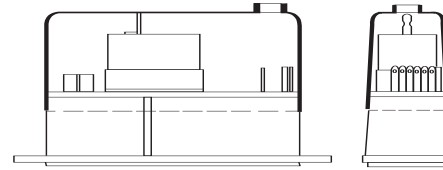


Voltage Card — Part No. MA302

Two-voltage selection capability for use with M series power entry modules. Marked 120V/240V. One MA302 comes standard with two-voltage M series modules.

Voltage Card — Part No. MA304

Four-voltage selection capability for use with M series power entry modules. Marked 100V/120V/230V/240V. One MA304 comes standard with four-voltage M series modules.



Insulating Boot — Part No. MA601

Plastic shroud to cover back of VM and EFM power entry modules preventing inadvertent access to tracings.

Part No. MA601 - fits M4S versions

Part No. MA602 - fits M1S versions

Part No. MA603 - fits M4 versions

Part No. MA604 - fits M1 versions

P Series

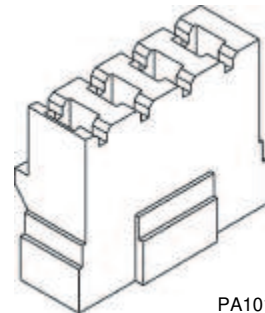
Assembly — Part No. PA100

Power connector assembly for voltage select modules of the P series. Simplifies the connection of power entry module to power supply. Designed for use with either filtered or unfiltered modules. Includes 6 inch wires (4).

Part No. PA101 - Plug Only

Part No. PA102 - Pins Only

Part No. PA105 - Same as PA100, except has 2 wires for no voltage selection models



J Extender — Part No. PA400

Extends P series module to fit J panel cutout. Cannot be used with B shield.

L Extender — Part No. PA410

Extends P series width to fit L panel cutout (use two per module). Unshielded versions only.

C Extender — Part No. PA420

Extends P series height by .20"