



Chipsmall Limited consists of a professional team with an average of over 10 year of expertise in the distribution of electronic components. Based in Hongkong, we have already established firm and mutual-benefit business relationships with customers from,Europe,America and south Asia,supplying obsolete and hard-to-find components to meet their specific needs.

With the principle of “Quality Parts,Customers Priority,Honest Operation,and Considerate Service”,our business mainly focus on the distribution of electronic components. Line cards we deal with include Microchip,ALPS,ROHM,Xilinx,Pulse,ON,Everlight and Freescale. Main products comprise IC,Modules,Potentiometer,IC Socket,Relay,Connector.Our parts cover such applications as commercial,industrial, and automotives areas.

We are looking forward to setting up business relationship with you and hope to provide you with the best service and solution. Let us make a better world for our industry!



Contact us

Tel: +86-755-8981 8866 Fax: +86-755-8427 6832

Email & Skype: info@chipsmall.com Web: www.chipsmall.com

Address: A1208, Overseas Decoration Building, #122 Zhenhua RD., Futian, Shenzhen, China



Features


- ◆ Low Series Resistance
- ◆ Low Capacitance
- ◆ 5 Nanosecond Switching Speed
- ◆ Can be Driven by a Buffered +5V TTL
- ◆ Silicon Nitride Passivation
- ◆ Polyimide Scratch Protection
- ◆ RoHS Compliant

Description

M/A-COM Technology Solutions MA4AGBL912 is an Aluminum-Gallium-Arsenide anode enhanced, beam lead PIN diode. AlGaAs anodes, which utilize M/A-COM Tech's patented hetero-junction technology, produce less diode "On" resistance than conventional GaAs or silicon devices. This device is fabricated in a OMCVD system using a process optimized for high device uniformity and extremely low parasitics. The result is a diode with low series resistance, 4Ω, low capacitance, 28fF, and an extremely fast switching speed of 5nS. It is fully passivated with silicon nitride and has an additional polymer coating for scratch protection. The protective coating prevents damage to the junction and the anode air bridges during handling and assembly.

Applications

The ultra low capacitance of the MA4AGBL912 device makes it ideally suited for use up to 40GHz when used in a shunt configuration. The low RC product and low profile of the beamlead PIN diode allows for use in microwave switch designs, where low insertion loss and high isolation are required. The operating bias conditions of +10mA for the low loss state, and 0V, for the isolation state permits the use of a simple +5V TTL gate driver. AlGaAs, beamlead diodes, can be used in switching arrays on radar systems, high speed ECM circuits, optical switching networks, instrumentation, and other wideband multi-throw switch assemblies.

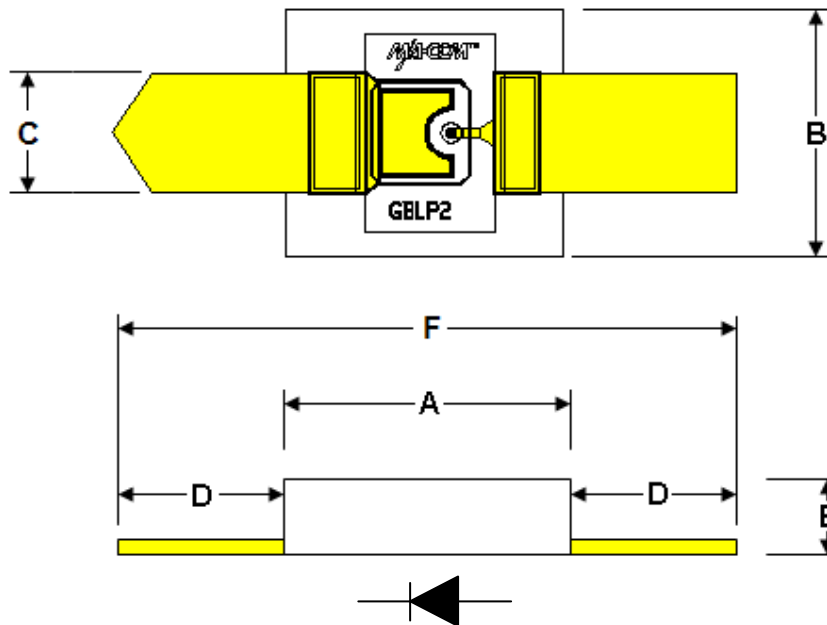


Absolute Maximum Ratings @ T_{AMB} = 25°C (unless otherwise specified)

Parameter	Absolute Maximum
Reverse Voltage	-50V
Operating Temperature	-65°C to +125°C
Storage Temperature	-65°C to +150°C
Junction Temperature	+175°C
Forward DC Current	40mA
C.W. Incident Power	+23dBm
Mounting Temperature	+235°C for 10 seconds

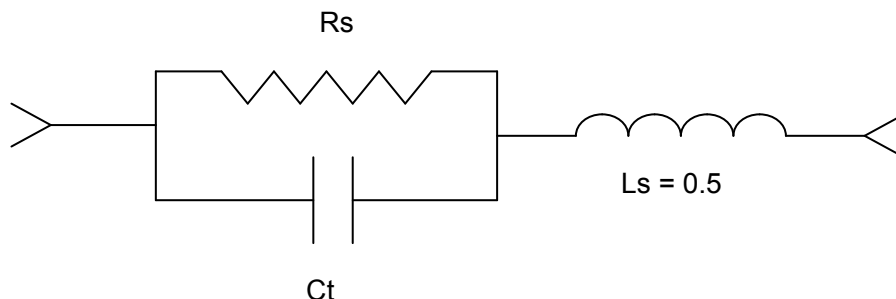
Electrical Specifications at $T_{AMB} = 25^{\circ}\text{C}$

Test Conditions	Parameters	Units	Min	Typical	Max.
Total Capacitance @ -5V/1 MHz	Ct	fF	-	26	30
Forward Resistance @ +20mA/1 GHz	Rs	Ohms	-	4	4.9
Forward Voltage at +10mA	Vf	Volts	1.2	1.36	1.5
Leakage Current at -40 V	Ir	nA	-	50	300
Minority Carrier Lifetime	TL	nS	-	5	10



DIM	INCHES		MM	
	MIN.	MAX.	MIN.	MAX.
A	0.009	0.013	0.2286	0.3302
B	0.0049	0.0089	0.1245	0.2261
C	0.0037	0.0057	0.0940	0.1448
D	0.0049	0.0089	0.1245	0.2261
E	0.002	0.006	0.0508	0.1524
F	0.0218	0.0278	0.5537	0.70612

Diode Model



MA4AGBLP912 SPICE Model

$I_s = 1.0E-14$ A
 $V_i = 0.0$ V $wBv = 50$ V
 $\mu_e = 8600$ cm²/V-sec $wPmax = 100$ mW
 $W_i = 3.0$ μ m $Ffe = 1.0$
 $R_r = 10$ K Ohms
 $C_{jmin} = 0.020$ pF
 $\tau = 10$ nsec
 $R_s(I) = R_c + R_j(I) = 0.10$ Ohm + $R_j(I)$
 $C_{j0} = 0.022$ pF
 $V_j = 1.35$ V
 $M = 0.5$
 $Fc = 0.5$
 $I_{max} = 0.04$ A
 $Kf = 0.0$
 $Af = 1.0$

Handling and Assembly Procedures

The following precautions should be observed to avoid damaging these devices.

Cleanliness

These devices should be handled in a clean environment.

Static Sensitivity

Aluminum Gallium Arsenide PIN diodes are Class 0, HBM, ESD sensitive and can be damaged by static electricity. Proper ESD techniques should be used when handling these devices.

General Handling

These devices have a polymer layer which provides scratch protection for the junction area and the anode air bridge. Beam lead devices must, however, be handled with extreme care since the leads may easily be distorted or broken by the normal pressures exerted when handled with tweezers. A vacuum pencil with a #27 tip is recommended for picking and placing.

Attachment

These devices were designed to be inserted onto hard or soft substrates. Recommended methods of attachment include thermo-compression bonding, parallel-gap welding and electrically conductive silver epoxy.

Ordering Information

Part Number	Packaging
MA4AGBLP912	Gel Pak

M/A-COM Technology Solutions Inc. All rights reserved.

Information in this document is provided in connection with M/A-COM Technology Solutions Inc ("MACOM") products. These materials are provided by MACOM as a service to its customers and may be used for informational purposes only. Except as provided in MACOM's Terms and Conditions of Sale for such products or in any separate agreement related to this document, MACOM assumes no liability whatsoever. MACOM assumes no responsibility for errors or omissions in these materials. MACOM may make changes to specifications and product descriptions at any time, without notice. MACOM makes no commitment to update the information and shall have no responsibility whatsoever for conflicts or incompatibilities arising from future changes to its specifications and product descriptions. No license, express or implied, by estoppel or otherwise, to any intellectual property rights is granted by this document.

THESE MATERIALS ARE PROVIDED "AS IS" WITHOUT WARRANTY OF ANY KIND, EITHER EXPRESS OR IMPLIED, RELATING TO SALE AND/OR USE OF MACOM PRODUCTS INCLUDING LIABILITY OR WARRANTIES RELATING TO FITNESS FOR A PARTICULAR PURPOSE, CONSEQUENTIAL OR INCIDENTAL DAMAGES, MERCHANTABILITY, OR INFRINGEMENT OF ANY PATENT, COPYRIGHT OR OTHER INTELLECTUAL PROPERTY RIGHT. MACOM FURTHER DOES NOT WARRANT THE ACCURACY OR COMPLETENESS OF THE INFORMATION, TEXT, GRAPHICS OR OTHER ITEMS CONTAINED WITHIN THESE MATERIALS. MACOM SHALL NOT BE LIABLE FOR ANY SPECIAL, INDIRECT, INCIDENTAL, OR CONSEQUENTIAL DAMAGES, INCLUDING WITHOUT LIMITATION, LOST REVENUES OR LOST PROFITS, WHICH MAY RESULT FROM THE USE OF THESE MATERIALS.

MACOM products are not intended for use in medical, lifesaving or life sustaining applications. MACOM customers using or selling MACOM products for use in such applications do so at their own risk and agree to fully indemnify MACOM for any damages resulting from such improper use or sale.