



Chipsmall Limited consists of a professional team with an average of over 10 year of expertise in the distribution of electronic components. Based in Hongkong, we have already established firm and mutual-benefit business relationships with customers from,Europe,America and south Asia,supplying obsolete and hard-to-find components to meet their specific needs.

With the principle of “Quality Parts,Customers Priority,Honest Operation,and Considerate Service”,our business mainly focus on the distribution of electronic components. Line cards we deal with include Microchip,ALPS,ROHM,Xilinx,Pulse,ON,Everlight and Freescale. Main products comprise IC,Modules,Potentiometer,IC Socket,Relay,Connector.Our parts cover such applications as commercial,industrial, and automotives areas.

We are looking forward to setting up business relationship with you and hope to provide you with the best service and solution. Let us make a better world for our industry!



## Contact us

Tel: +86-755-8981 8866 Fax: +86-755-8427 6832

Email & Skype: info@chipsmall.com Web: www.chipsmall.com

Address: A1208, Overseas Decoration Building, #122 Zhenhua RD., Futian, Shenzhen, China



## Features

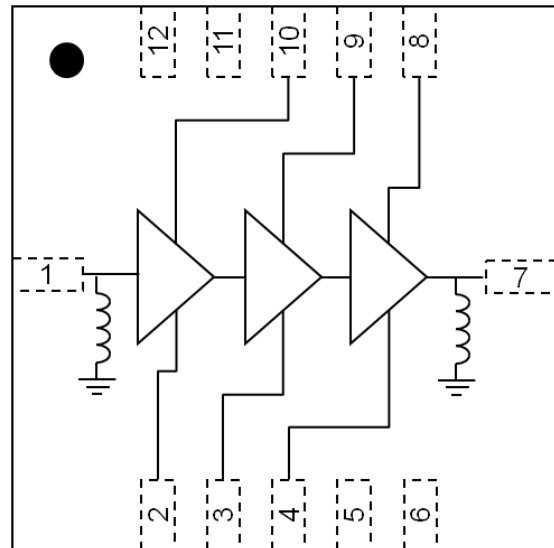
- Gain: 23 dB
- P1dB: 23 dBm
- OIP3: 32 dBm
- Variable Gain with Adjustable Bias
- Lead-Free 5 mm Laminate Package
- RoHS\* Compliant and 260°C Reflow Compatible

## Description

The MAAM-010513 is a 3-stage driver amplifier with excellent return losses, in a 5 mm laminate package allowing easy assembly. This amplifier product is fully matched to 50 ohms on both the input and output. It can be used as a driver amplifier stage in transmit chains or as an LO buffer amplifier. It is ideally suited for 42 GHz band point-to-point radios.

Each device is 100% RF tested to ensure performance compliance. The part is fabricated using an efficient pHEMT process.

## Functional Schematic



## Ordering Information

Part Number	Package
MAAM-010513-000000	Bulk Quantity
MAAM-010513-TR0200	200 Piece Reel
MAAM-010513-TR0500	500 Piece Reel
MAAM-010513-001SMB	Sample Evaluation Board

## Pin Configuration<sup>1</sup>

Pin No.	Function	Pin No.	Function
1	RF <sub>IN</sub>	7	RF <sub>OUT</sub>
2	V <sub>G</sub> 1	8	V <sub>G</sub> 3
3	V <sub>G</sub> 2	9	V <sub>G</sub> 2
4	V <sub>G</sub> 3	10	V <sub>G</sub> 1
5	No Connection	11	No Connection
6	No Connection	12	No Connection
		Paddle <sup>2</sup>	Ground

1. MACOM recommends connecting unused package pins to ground.
2. The exposed pad centered on the package bottom must be connected to RF and DC ground.

\* Restrictions on Hazardous Substances, European Union Directive 2002/95/EC.

### Electrical Specifications:

**Freq: 40.5 - 43.5 GHz, T<sub>A</sub> = 25°C, V<sub>D</sub> = 4 V, ID1 = ID2 = 100 mA, ID3 = 200 mA**

Parameter	Units	Min.	Typ.	Max.
Small Signal Gain	dB	19	23	27
Input Return Loss	dB	-	12	-
Output Return Loss	dB	-	15	-
Reverse isolation	dB	-	50	-
Output P1dB	dBm	-	23	-
Output IP3	dBm	27	32	-
Saturated Output Power	dBm	21	25	-
Quiescent Current <sup>3</sup>	mA	-	400	500

3. Adjust V<sub>g</sub> between -1.0 and -0.1 V to achieve specified current. Typical 400 mA = 100 (ID1) + 100 (ID2) + 200 (ID3)

### Absolute Maximum Ratings<sup>4,5,6</sup>

Parameter	Absolute Max.
Drain Voltage	+4.3 V
Gate Bias Voltage	-1.5V < V <sub>g</sub> < 0V
Input Power	+10 dBm
Junction Temperature <sup>7</sup>	150°C
Operating Temperature	-40°C to +85°C
Storage Temperature	-55°C to +150°C

4. Exceeding any one or combination of these limits may cause permanent damage to this device.
5. MACOM does not recommend sustained operation near these survivability limits.
6. Operating at nominal conditions with T<sub>J</sub> ≤ 150°C will ensure MTTF > 1 x 10<sup>6</sup> hours.
7. Junction Temperature (T<sub>J</sub>) = T<sub>C</sub> + Θ<sub>JC</sub> \* (V \* I)  
Typical thermal resistance (Θ<sub>JC</sub>) = 26° C/W.
  - a) For T<sub>C</sub> = 25°C,  
T<sub>J</sub> = 67°C @ 4 V, 400 mA
  - b) For T<sub>C</sub> = 85°C,  
T<sub>J</sub> = 127°C @ 4 V, 400 mA

### Handling Procedures

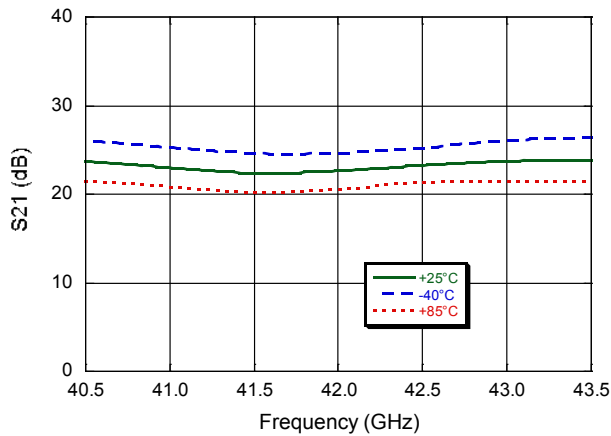
Please observe the following precautions to avoid damage:

### Static Sensitivity

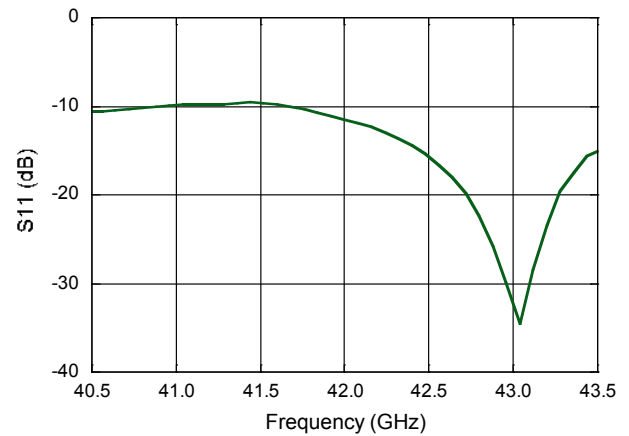
Gallium Arsenide Integrated Circuits are sensitive to electrostatic discharge (ESD) and can be damaged by static electricity. Proper ESD control techniques should be used when handling these Human Body Model Class 1B and Machine Model Class A devices.

**Typical Performance Curves:  $V_D = 4\text{ V}$ ,  $ID1 = ID2 = 100\text{ mA}$ ,  $ID3 = 200\text{ mA}$ ,  $T_A = 25^\circ\text{C}$**

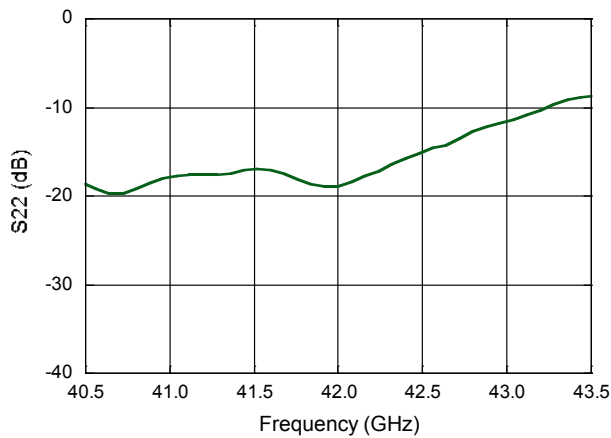
**Small Signal Gain**



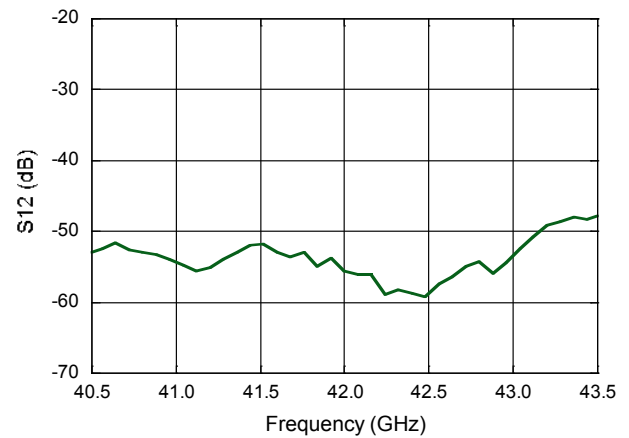
**Input Return Loss**



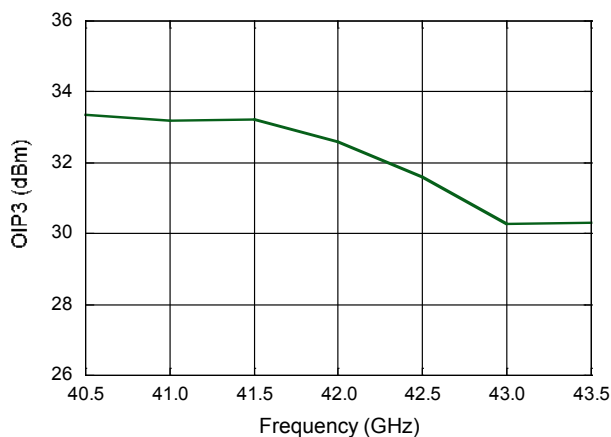
**Output Return Loss**



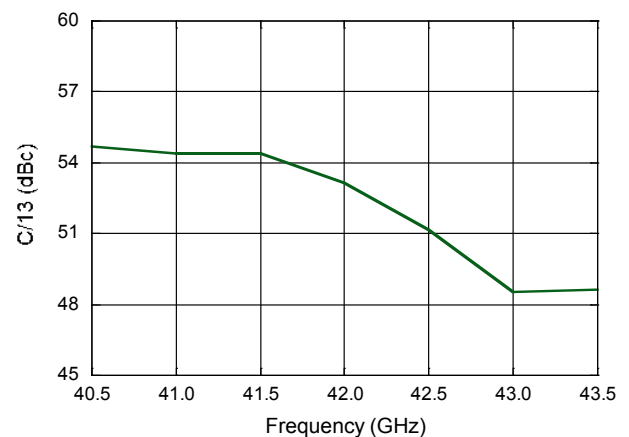
**Reverse Isolation**



**Output IP3 ( $P_{out} = 6\text{ dBm SCL}$ )**

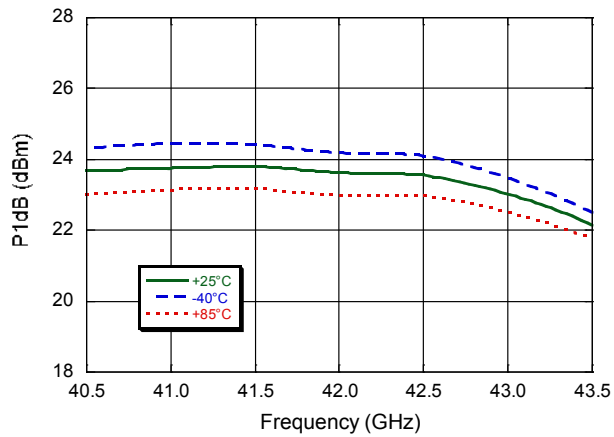


**C/I3 ( $P_{out} = 6\text{ dBm SCL}$ )**

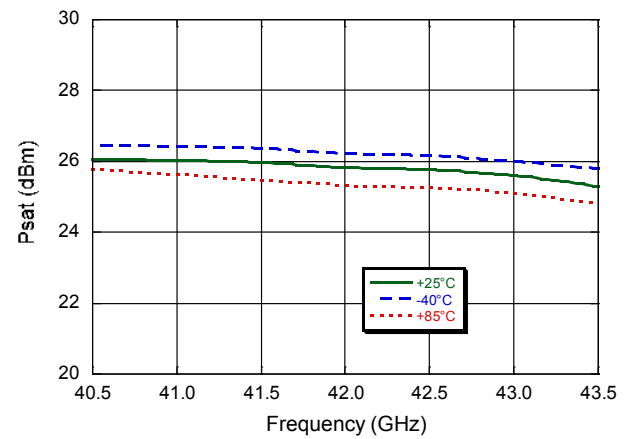


**Typical Performance Curves:  $V_D = 4\text{ V}$ ,  $ID1 = ID2 = 100\text{ mA}$ ,  $ID3 = 200\text{ mA}$ ,  $T_A = 25^\circ\text{C}$**

**Output  $P_{1dB}$**



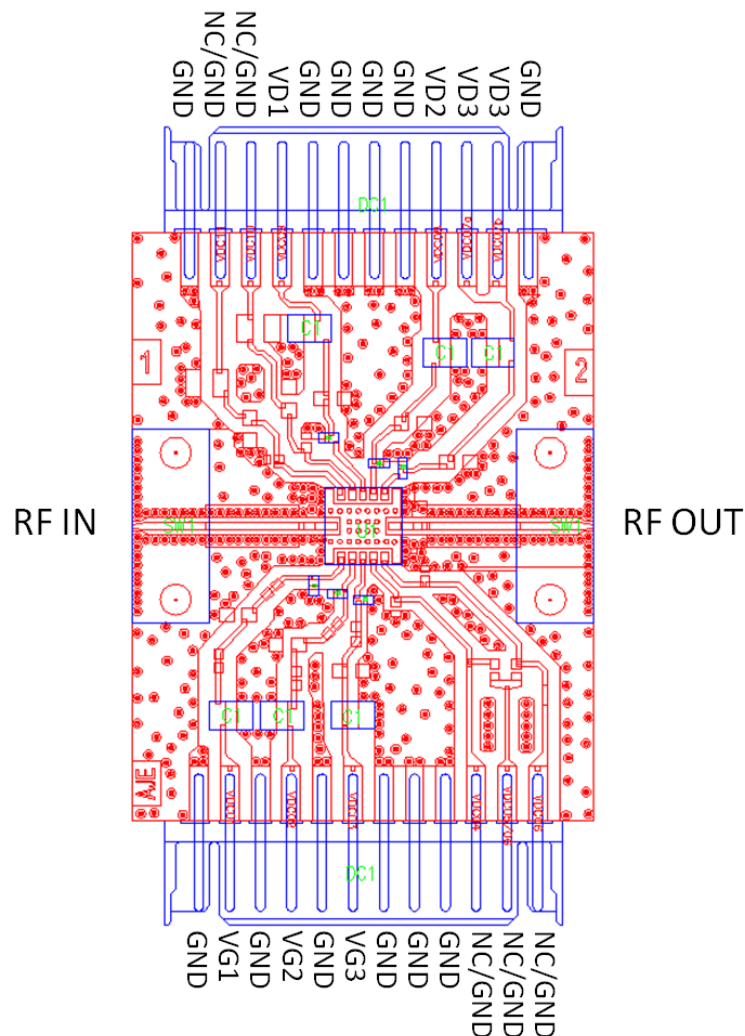
**$P_{sat}$**



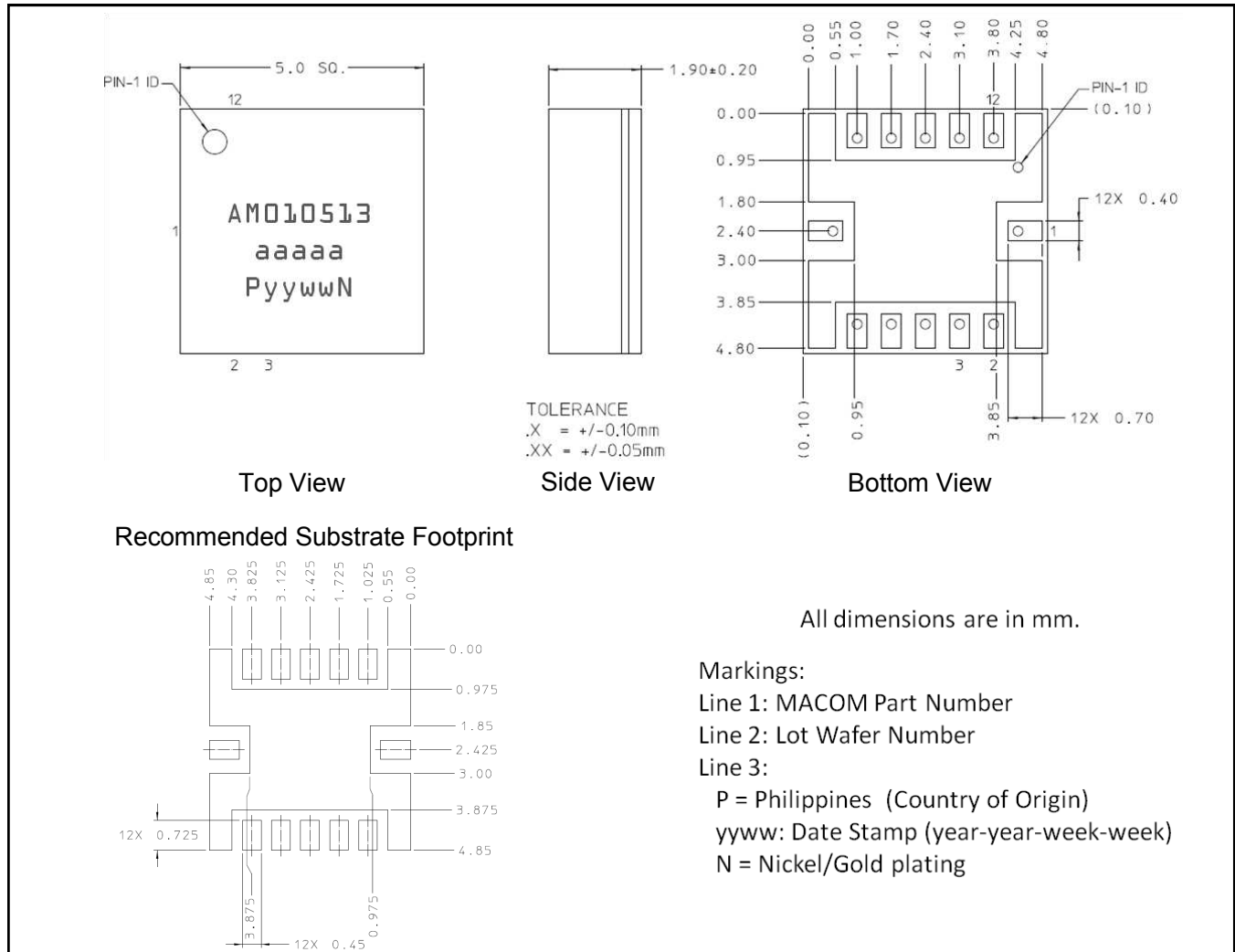
**App Note [1] Biasing** - It is recommended to bias the amplifier with  $V_d=4.0$  V and  $I_{dTOTAL}=400$  mA. It is also recommended to use active biasing to keep the currents constant as the RF power and temperature vary; this gives the most reproducible results. Depending on the supply voltage available and the power dissipation constraints, the bias circuit may be a single transistor or a low power operational amplifier, with a low value resistor in series with the drain supply used to sense the current. The gate of the pHEMT is controlled to maintain correct drain current and thus drain voltage. The typical gate voltage needed to do this is  $-0.3$  V. Typically the gate is protected with Silicon diodes to limit the applied voltage. Also, make sure to sequence the applied voltage to ensure negative gate bias is available before applying the positive drain supply.

**App Note [2] Bias Arrangement** - Each DC pin ( $V_d$  and  $V_g$ ) needs to have DC bypass capacitance (100pF/10nF/1uF) as close to the package as possible.

## Recommended Board Layout



## Lead-Free 5 x 5 mm Laminate Package<sup>†</sup>



<sup>†</sup> Reference Application Note S2083 for lead-free solder reflow recommendations.  
 Meets JEDEC moisture sensitivity level 3 requirements.

M/A-COM Technology Solutions Inc. All rights reserved.

Information in this document is provided in connection with M/A-COM Technology Solutions Inc ("MACOM") products. These materials are provided by MACOM as a service to its customers and may be used for informational purposes only. Except as provided in MACOM's Terms and Conditions of Sale for such products or in any separate agreement related to this document, MACOM assumes no liability whatsoever. MACOM assumes no responsibility for errors or omissions in these materials. MACOM may make changes to specifications and product descriptions at any time, without notice. MACOM makes no commitment to update the information and shall have no responsibility whatsoever for conflicts or incompatibilities arising from future changes to its specifications and product descriptions. No license, express or implied, by estoppel or otherwise, to any intellectual property rights is granted by this document.

THESE MATERIALS ARE PROVIDED "AS IS" WITHOUT WARRANTY OF ANY KIND, EITHER EXPRESS OR IMPLIED, RELATING TO SALE AND/OR USE OF MACOM PRODUCTS INCLUDING LIABILITY OR WARRANTIES RELATING TO FITNESS FOR A PARTICULAR PURPOSE, CONSEQUENTIAL OR INCIDENTAL DAMAGES, MERCHANTABILITY, OR INFRINGEMENT OF ANY PATENT, COPYRIGHT OR OTHER INTELLECTUAL PROPERTY RIGHT. MACOM FURTHER DOES NOT WARRANT THE ACCURACY OR COMPLETENESS OF THE INFORMATION, TEXT, GRAPHICS OR OTHER ITEMS CONTAINED WITHIN THESE MATERIALS. MACOM SHALL NOT BE LIABLE FOR ANY SPECIAL, INDIRECT, INCIDENTAL, OR CONSEQUENTIAL DAMAGES, INCLUDING WITHOUT LIMITATION, LOST REVENUES OR LOST PROFITS, WHICH MAY RESULT FROM THE USE OF THESE MATERIALS.

MACOM products are not intended for use in medical, lifesaving or life sustaining applications. MACOM customers using or selling MACOM products for use in such applications do so at their own risk and agree to fully indemnify MACOM for any damages resulting from such improper use or sale.