



Chipsmall Limited consists of a professional team with an average of over 10 year of expertise in the distribution of electronic components. Based in Hongkong, we have already established firm and mutual-benefit business relationships with customers from,Europe,America and south Asia,supplying obsolete and hard-to-find components to meet their specific needs.

With the principle of “Quality Parts,Customers Priority,Honest Operation,and Considerate Service”,our business mainly focus on the distribution of electronic components. Line cards we deal with include Microchip,ALPS,ROHM,Xilinx,Pulse,ON,Everlight and Freescale. Main products comprise IC,Modules,Potentiometer,IC Socket,Relay,Connector.Our parts cover such applications as commercial,industrial, and automotives areas.

We are looking forward to setting up business relationship with you and hope to provide you with the best service and solution. Let us make a better world for our industry!



## Contact us

Tel: +86-755-8981 8866 Fax: +86-755-8427 6832

Email & Skype: info@chipsmall.com Web: www.chipsmall.com

Address: A1208, Overseas Decoration Building, #122 Zhenhua RD., Futian, Shenzhen, China



# MABA-011039




## 1:4 Step up Flux Coupled Balun Transformer 1 - 300 MHz

Rev. V2

### Features

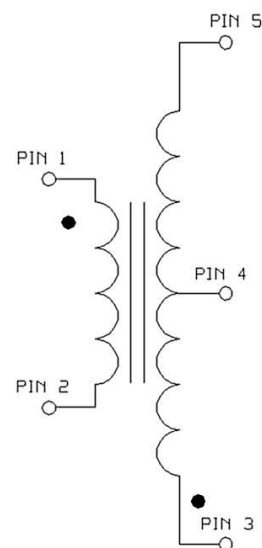
- Surface Mount
- 1:4 Impedance
- RoHS Compliant and Lead free
- 260°C Reflow Compatible
- Excellent temperature stability
- Available on Tape and Reel
- Suitable for all CATV, Broadband and FTTX applications.



### Description

MABA-011039 is a 1:4 flux coupled transmission. This transformer is ideally suited for CATV and Broadband applications.

### Functional Schematic



### Ordering Information

Part Number	Package
MABA-011039	Tape & Reel
MABA-011039-TB	Customer Test Board

### Pin Configuration

Pin No.	Function
1	Primary Dot (input)
2	Primary (ground)
3	Secondary (output2)
4	Centre Tap (ground)
5	Secondary Dot (output1)

**1:4 Step up Flux Coupled Balun Transformer**  
**1 - 300 MHz**

Rev. V2

**Electrical Specifications:  $T_A = 25^\circ\text{C}$ ,  $Z_0 = 75 \Omega$ ,  $P_{in} = 0\text{dBm}$**

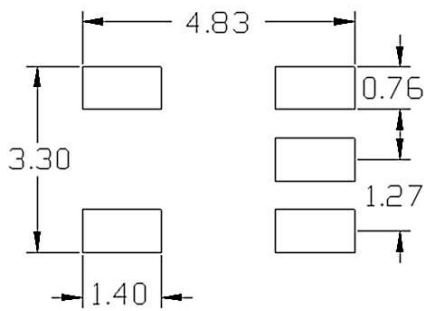
Parameter	Conditions	Units	Min	Typ	Max
Frequency Range	-	MHz	1		300
Impedance	-	$\Omega$	-	75	-
Impedance Ratio	-	-	-	1:4	-
Insertion Loss 1 (Pin1 - Pin5)	1 - 300 MHz	dB	-	0.7	1.1
Insertion Loss 2 (Pin1 - Pin3)	1 - 300 MHz	dB	-	0.6	1.1
Amplitude Balance	1 - 300 MHz	dB	-	0.05	$\pm 0.5$
Phase Balance	1 - 300 MHz	$^\circ$	-	0.2	$\pm 3.0$
Input Return Loss (Pin1)	1 - 300 MHz	dB	14	21	-

## Recommended Maximum Ratings

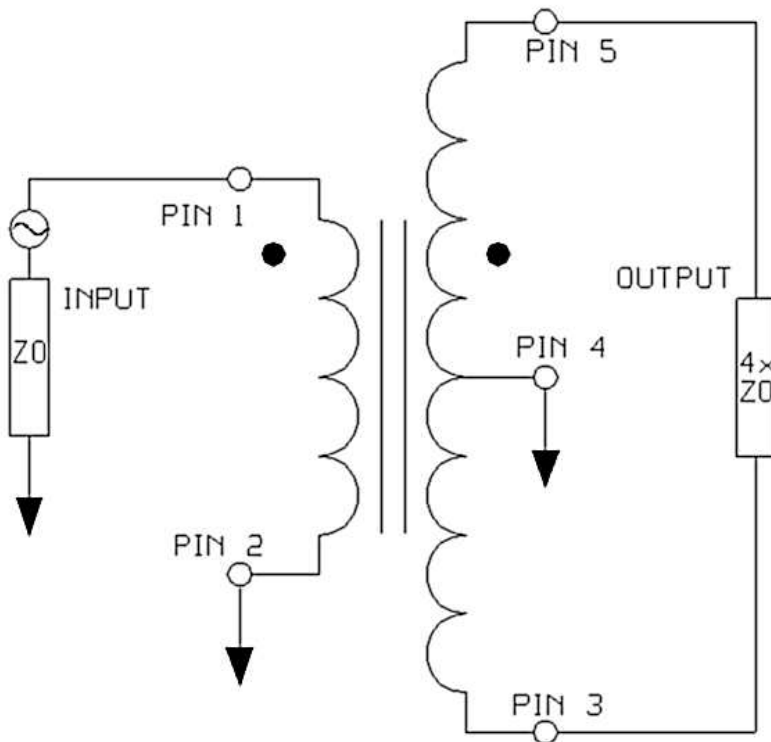
Parameter	Units	Min	Max
Input RF Power	MW	-	2000
DC Current	mA	-	1500
Operating Temperature Range	$^\circ\text{C}$	-40	+125

Full temperature plots available on request

## PCB layout



## Application Schematic

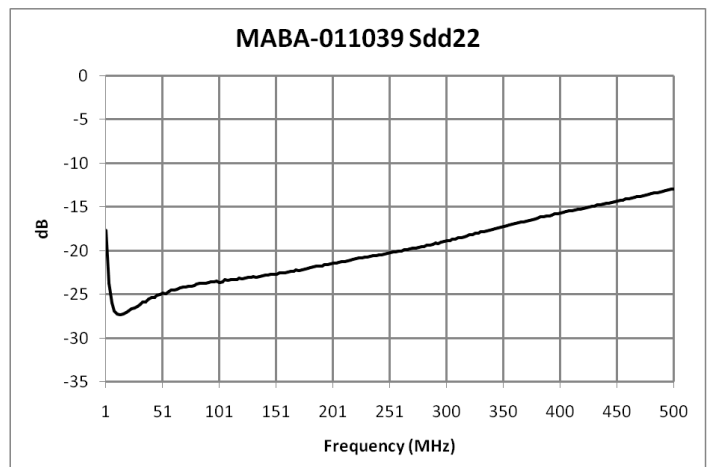
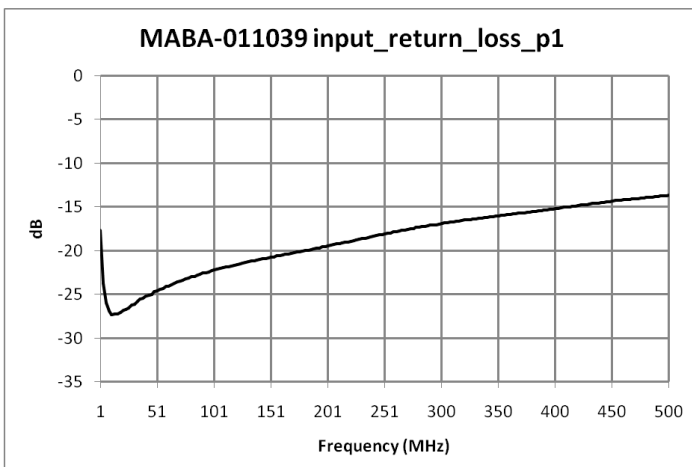
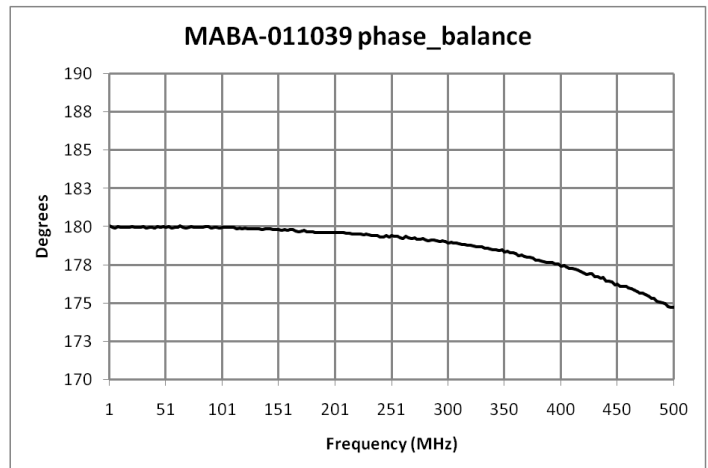
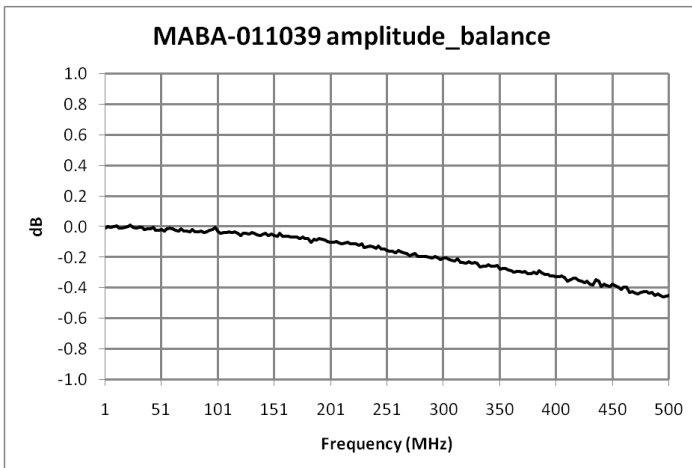
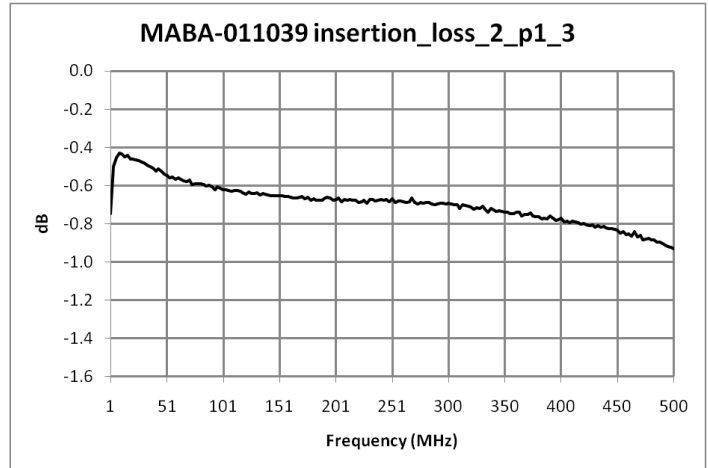
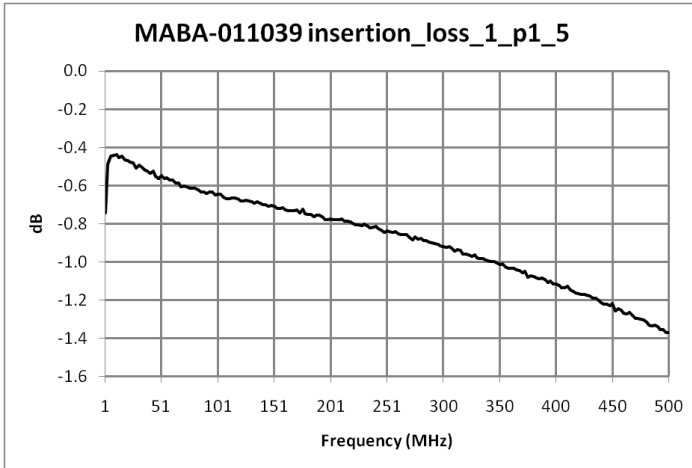




## 1:4 Step up Flux Coupled Balun Transformer 1 - 300 MHz

Rev. V2

### Typical Performance Curves



**Electrical Specifications:  $T_A = 25^\circ\text{C}$ ,  $Z_0 = 75 \Omega$ ,  $P_{in} = 0\text{dBm}$**

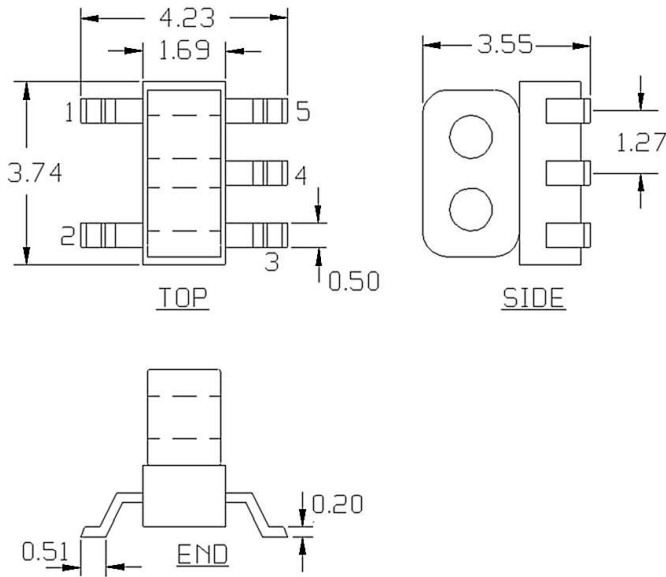
# MABA-011039



## 1:4 Step up Flux Coupled Balun Transformer 1 - 300 MHz

Rev. V2

### Outline Drawing

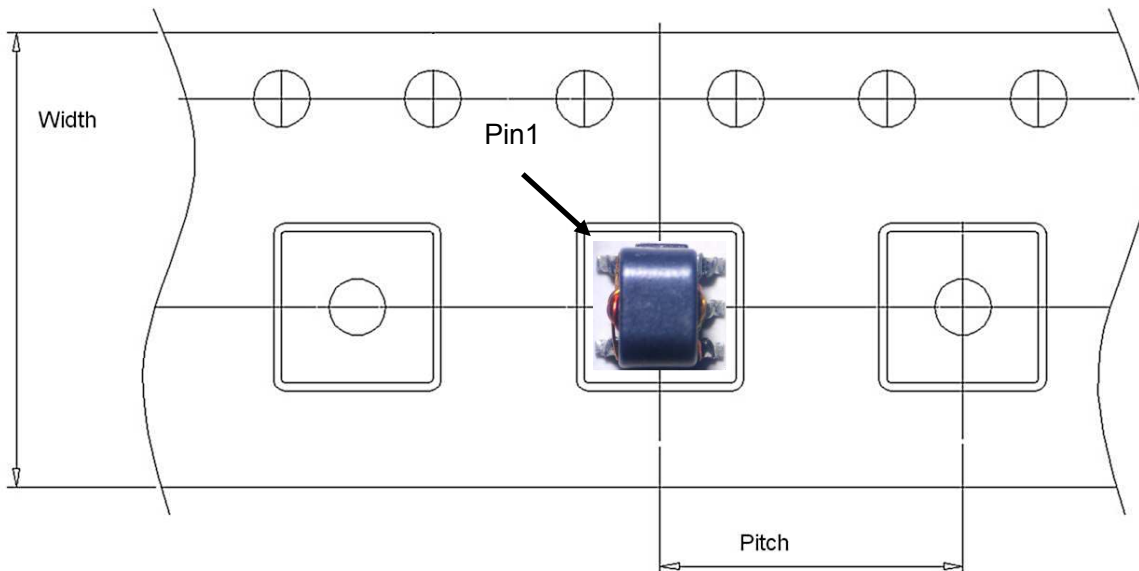


### Tape & Reel Information

Parameter	Units	Value
Qty per reel	-	2000
Reel Size	mm	330
Tape Width	mm	12.00
Pitch	mm	8.00
Ao	mm	4.40
Bo	mm	4.00
Ko	mm	3.90
Orientation	-	F26
Reference Application Note ANI-019 for orientation		

1. Dimensions in mm.
2. Tolerance:  $\pm 0.2$ mm unless otherwise noted.
3. Model number and lot code are printed on the reel.
4. Lead plating: (CuSn6) Lead Finish SAC-305.

### Carrier Tape Orientation



5

M/A-COM Technology Solutions Inc. (MACOM) and its affiliates reserve the right to make changes to the product(s) or information contained herein without notice. Visit [www.macom.com](http://www.macom.com) for additional data sheets and product information.

For further information and support please visit:  
<https://www.macom.com/support>

M/A-COM Technology Solutions Inc. All rights reserved.

Information in this document is provided in connection with M/A-COM Technology Solutions Inc ("MACOM") products. These materials are provided by MACOM as a service to its customers and may be used for informational purposes only. Except as provided in MACOM's Terms and Conditions of Sale for such products or in any separate agreement related to this document, MACOM assumes no liability whatsoever. MACOM assumes no responsibility for errors or omissions in these materials. MACOM may make changes to specifications and product descriptions at any time, without notice. MACOM makes no commitment to update the information and shall have no responsibility whatsoever for conflicts or incompatibilities arising from future changes to its specifications and product descriptions. No license, express or implied, by estoppels or otherwise, to any intellectual property rights is granted by this document.

THESE MATERIALS ARE PROVIDED "AS IS" WITHOUT WARRANTY OF ANY KIND, EITHER EXPRESS OR IMPLIED, RELATING TO SALE AND/OR USE OF MACOM PRODUCTS INCLUDING LIABILITY OR WARRANTIES RELATING TO FITNESS FOR A PARTICULAR PURPOSE, CONSEQUENTIAL OR INCIDENTAL DAMAGES, MERCHANTABILITY, OR INFRINGEMENT OF ANY PATENT, COPYRIGHT OR OTHER INTELLECTUAL PROPERTY RIGHT. MACOM FURTHER DOES NOT WARRANT THE ACCURACY OR COMPLETENESS OF THE INFORMATION, TEXT, GRAPHICS OR OTHER ITEMS CONTAINED WITHIN THESE MATERIALS. MACOM SHALL NOT BE LIABLE FOR ANY SPECIAL, INDIRECT, INCIDENTAL, OR CONSEQUENTIAL DAMAGES, INCLUDING WITHOUT LIMITATION, LOST REVENUES OR LOST PROFITS, WHICH MAY RESULT FROM THE USE OF THESE MATERIALS.

MACOM products are not intended for use in medical, lifesaving or life sustaining applications. MACOM customers using or selling MACOM products for use in such applications do so at their own risk and agree to fully indemnify MACOM for any damages resulting from such improper use or sale.