



Chipsmall Limited consists of a professional team with an average of over 10 year of expertise in the distribution of electronic components. Based in Hongkong, we have already established firm and mutual-benefit business relationships with customers from,Europe,America and south Asia,supplying obsolete and hard-to-find components to meet their specific needs.

With the principle of “Quality Parts,Customers Priority,Honest Operation,and Considerate Service”,our business mainly focus on the distribution of electronic components. Line cards we deal with include Microchip,ALPS,ROHM,Xilinx,Pulse,ON,Everlight and Freescale. Main products comprise IC,Modules,Potentiometer,IC Socket,Relay,Connector.Our parts cover such applications as commercial,industrial, and automotives areas.

We are looking forward to setting up business relationship with you and hope to provide you with the best service and solution. Let us make a better world for our industry!



## Contact us

Tel: +86-755-8981 8866 Fax: +86-755-8427 6832

Email & Skype: info@chipsmall.com Web: www.chipsmall.com

Address: A1208, Overseas Decoration Building, #122 Zhenhua RD., Futian, Shenzhen, China




## Features

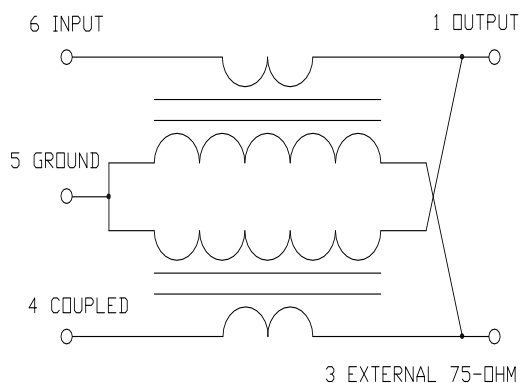
- 17.5dB coupler
- Surface mount
- 260° reflow compatible
- RoHS compliant and Pb free
- Available on tape and reel

## Description

MACOM's MACP-011014 is a 17.5dB coupler in a low cost surface mount package. Ideally suited for CATV Broadband applications.



## Functional Schematic



## Ordering Information

Part Number	Package
MACP-011014	Tape & Reel
MACP-011014-TB	Customer test board

## Pin Configuration

Pin No.	Function
1	Output
2	Not Connected
3	External 75 Ω
4	Coupled
5	Ground
6	Input

## 17.5dB Coupler 5 – 1225 MHz

Rev. V2

**Electrical Specifications:  $T_A = 25^\circ\text{C}$ ,  $Z_0 = 75 \Omega$ ,  $P_{in} = 0\text{dBm}$**

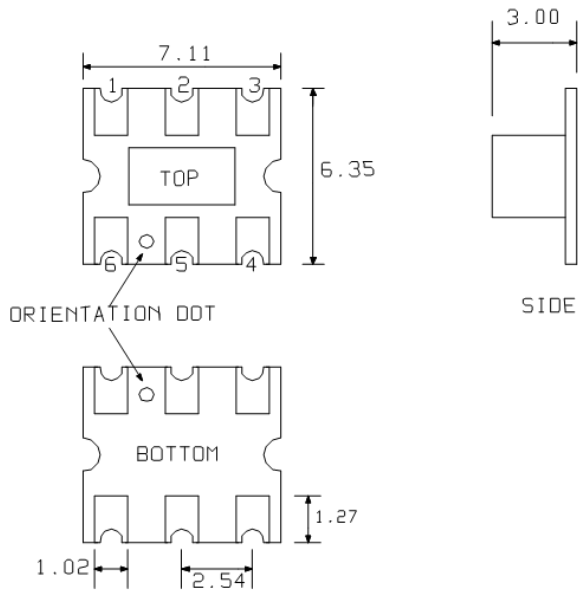
Parameter	Conditions	Units	Min	Typ	Max
Frequency Range		MHz	5		1225
Impedance		$\Omega$	-	75	
Coupling (pin6-4)	5 - 1225 MHz	dB	17.0	17.5	18.0
Main Line Loss (pin6-1)	5 - 870 MHz	dB	-	0.45	0.7
	870 - 1000 MHz	dB	-	0.65	0.75
	1000 - 1225 MHz	dB	-	0.75	0.85
Input Return Loss (pin6)	5 - 870 MHz	dB	23	30	-
	870 - 1000 MHz	dB	22	34	-
	1000 - 1225 MHz	dB	20	30	-
Output Return Loss (pin1)	5 - 870 MHz	dB	21	37	-
	870 - 1225 MHz	dB	20	27	-
Coupled Return Loss (pin4)	5 - 870 MHz	dB	22	30	-
	870 - 1225 MHz	dB	22	32	-
Isolation (pin6-3)	5 - 870 MHz	dB	33	47	-
	870 - 1000 MHz	dB	30	36	-
	1000 - 1225 MHz	dB	28	34	-

### Recommended Maximum Ratings

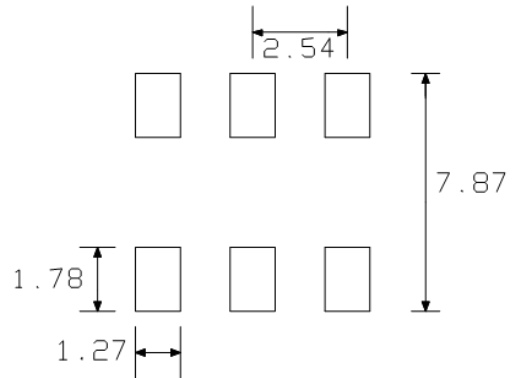
Parameter	Units	Min	Max
Input RF Power	W		0.5
DC Current	mA		500
Operating Temperature Range	$^\circ\text{C}$	-40	+85

Full temperature plots available on request

## Outline Drawing

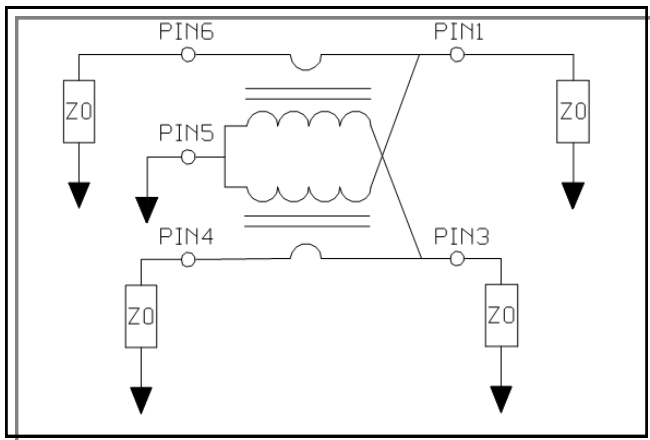


## PCB Layout



1. Dimensions in mm.
2. Tolerance:  $\pm 0.2$ mm unless otherwise noted.
3. Model number and lot code are printed on the reel.
4. Lead plating: ENIG.

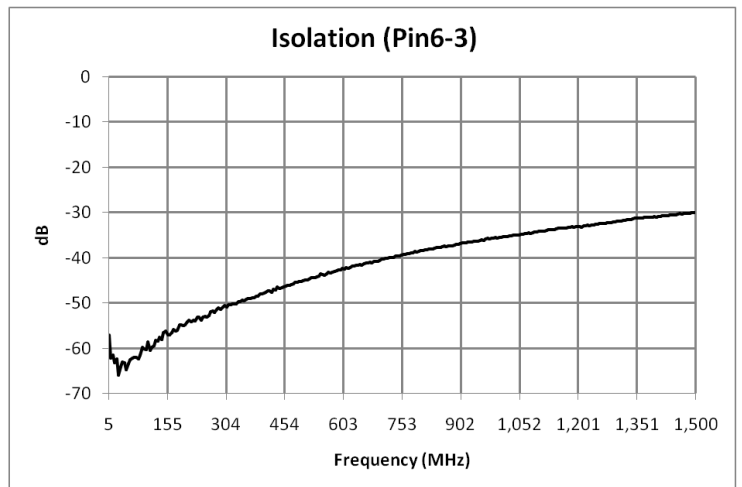
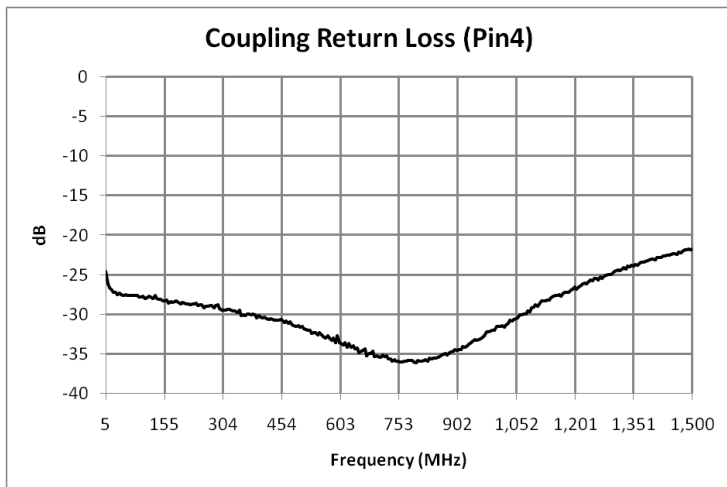
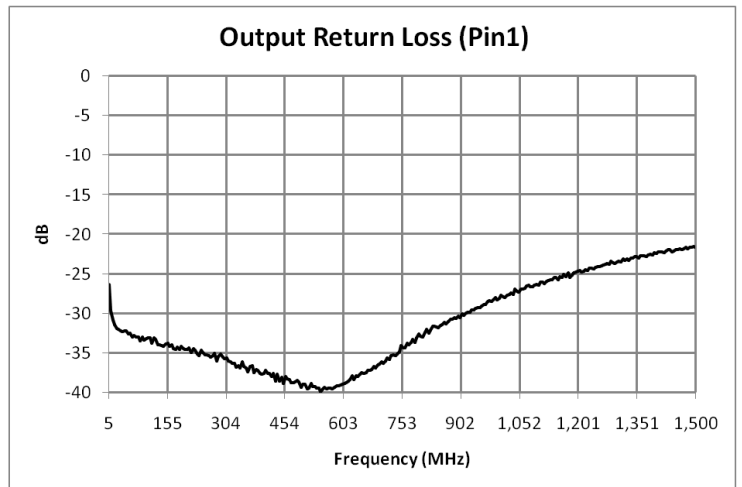
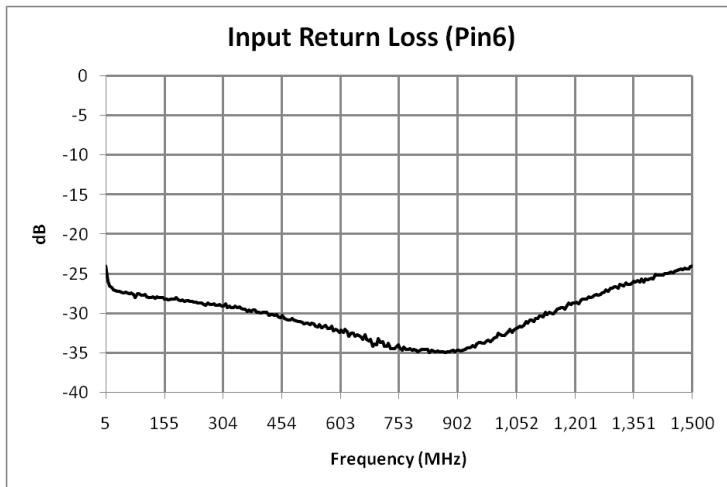
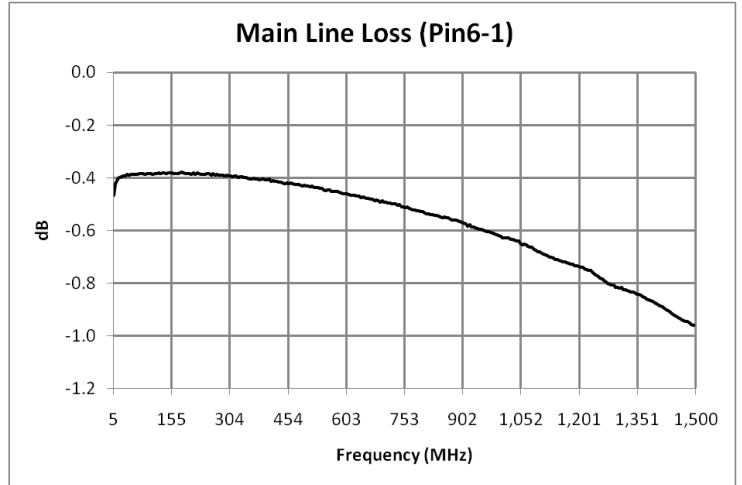
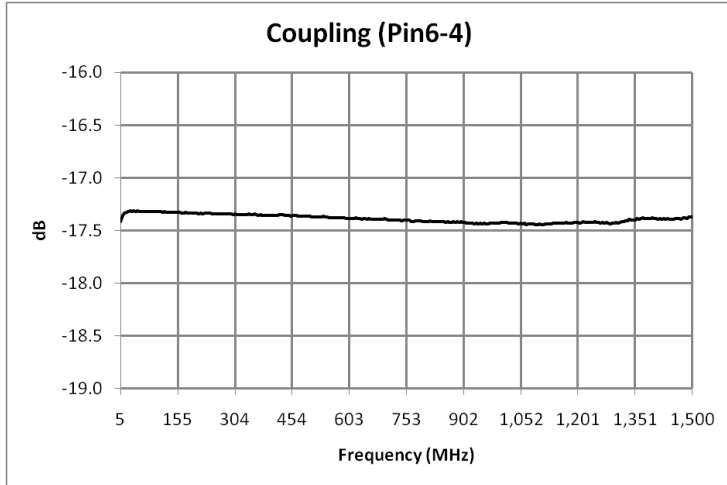
## Application Circuit



## Tape & Reel Information

Parameter	Units	Value
Qty per reel	-	900
Reel Size	mm	330
Tape Width	mm	16.00
Pitch	mm	12.00
Ao	mm	6.70
Bo	mm	7.40
Ko	mm	3.10
Orientation	-	F15
Reference Application Note ANI-019 for orientation		

## Typical Performance Curves



M/A-COM Technology Solutions Inc. All rights reserved.

Information in this document is provided in connection with M/A-COM Technology Solutions Inc ("MACOM") products. These materials are provided by MACOM as a service to its customers and may be used for informational purposes only. Except as provided in MACOM's Terms and Conditions of Sale for such products or in any separate agreement related to this document, MACOM assumes no liability whatsoever. MACOM assumes no responsibility for errors or omissions in these materials. MACOM may make changes to specifications and product descriptions at any time, without notice. MACOM makes no commitment to update the information and shall have no responsibility whatsoever for conflicts or incompatibilities arising from future changes to its specifications and product descriptions. No license, express or implied, by estoppel or otherwise, to any intellectual property rights is granted by this document.

THESE MATERIALS ARE PROVIDED "AS IS" WITHOUT WARRANTY OF ANY KIND, EITHER EXPRESS OR IMPLIED, RELATING TO SALE AND/OR USE OF MACOM PRODUCTS INCLUDING LIABILITY OR WARRANTIES RELATING TO FITNESS FOR A PARTICULAR PURPOSE, CONSEQUENTIAL OR INCIDENTAL DAMAGES, MERCHANTABILITY, OR INFRINGEMENT OF ANY PATENT, COPYRIGHT OR OTHER INTELLECTUAL PROPERTY RIGHT. MACOM FURTHER DOES NOT WARRANT THE ACCURACY OR COMPLETENESS OF THE INFORMATION, TEXT, GRAPHICS OR OTHER ITEMS CONTAINED WITHIN THESE MATERIALS. MACOM SHALL NOT BE LIABLE FOR ANY SPECIAL, INDIRECT, INCIDENTAL, OR CONSEQUENTIAL DAMAGES, INCLUDING WITHOUT LIMITATION, LOST REVENUES OR LOST PROFITS, WHICH MAY RESULT FROM THE USE OF THESE MATERIALS.

MACOM products are not intended for use in medical, lifesaving or life sustaining applications. MACOM customers using or selling MACOM products for use in such applications do so at their own risk and agree to fully indemnify MACOM for any damages resulting from such improper use or sale.