



Chipsmall Limited consists of a professional team with an average of over 10 year of expertise in the distribution of electronic components. Based in Hongkong, we have already established firm and mutual-benefit business relationships with customers from,Europe,America and south Asia,supplying obsolete and hard-to-find components to meet their specific needs.

With the principle of “Quality Parts,Customers Priority,Honest Operation,and Considerate Service”,our business mainly focus on the distribution of electronic components. Line cards we deal with include Microchip,ALPS,ROHM,Xilinx,Pulse,ON,Everlight and Freescale. Main products comprise IC,Modules,Potentiometer,IC Socket,Relay,Connector.Our parts cover such applications as commercial,industrial, and automotives areas.

We are looking forward to setting up business relationship with you and hope to provide you with the best service and solution. Let us make a better world for our industry!



Contact us

Tel: +86-755-8981 8866 Fax: +86-755-8427 6832

Email & Skype: info@chipsmall.com Web: www.chipsmall.com

Address: A1208, Overseas Decoration Building, #122 Zhenhua RD., Futian, Shenzhen, China



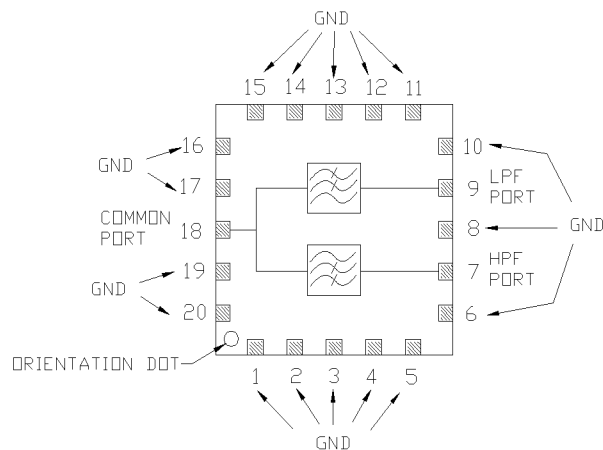
Features

- 75 Ohm
- SMT unit
- RoHS Compliant and Pb free.

Description

MAFL-011055 is a Low Cost, surface mount Diplex Filter unit designed for CATV applications, DTV and DBS applications.

Functional Schematic



Ordering Information

Part Number	Package
MAFL-011055	200

Pin Configuration

Function	Pin Number
Common Port	18
Low Pass Port	9
High Pass Port	7
Ground	1 - 6, 8, 10-17, 19, 20
Not connected	-

Electrical Specifications: $T_A = 25^\circ\text{C}$, $Z_0 =$

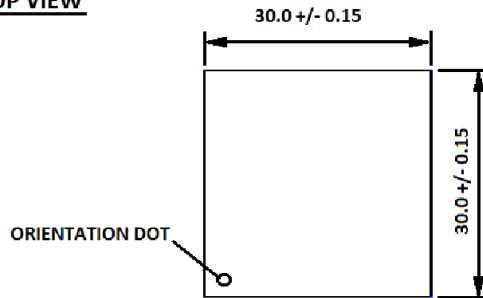
Parameter	Units	Min	Typ	Max
Insertion Loss 5 - 42 MHz	dB	-	0.5	1.3
	54 - 1218 MHz	dB	0.5	1.3
Insertion Loss Flatness 5 - 42 MHz	dB	-	-	0.5
Filter Rejection 5 - 42 MHz	dB	43	50	-
	54 - 1218 MHz	dB	43	50
Filter Return Loss (all ports) 5 - 42 MHz	dB	18	20	-
	54 - 1218 MHz	dB	17	19
Group Delay 38.5 - 42 MHz	nSec	-	-	20
	54 - 57.5 MHz	nSec	-	20

Recommended Maximum Ratings

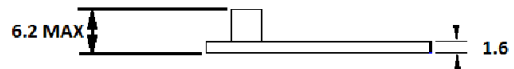
Parameter	Value
Storage Temperature	-40°C to +85°C
Operating Temperature	-40°C to +85°C
DC Current	30mA
RF Power	250mW

Outline Drawing

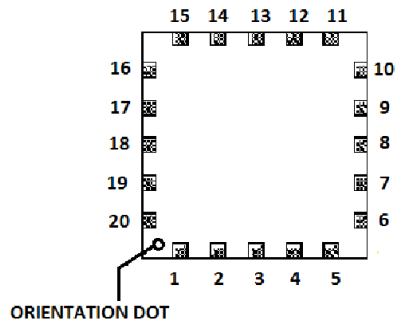
TOP VIEW



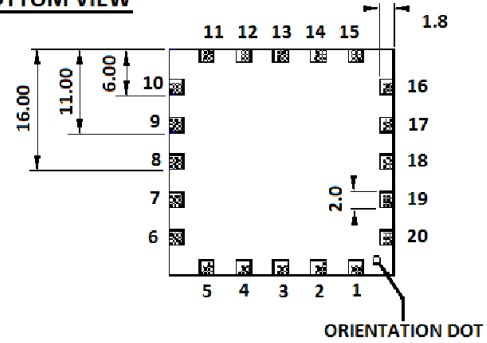
SIDE VIEW



PCB TOP VIEW

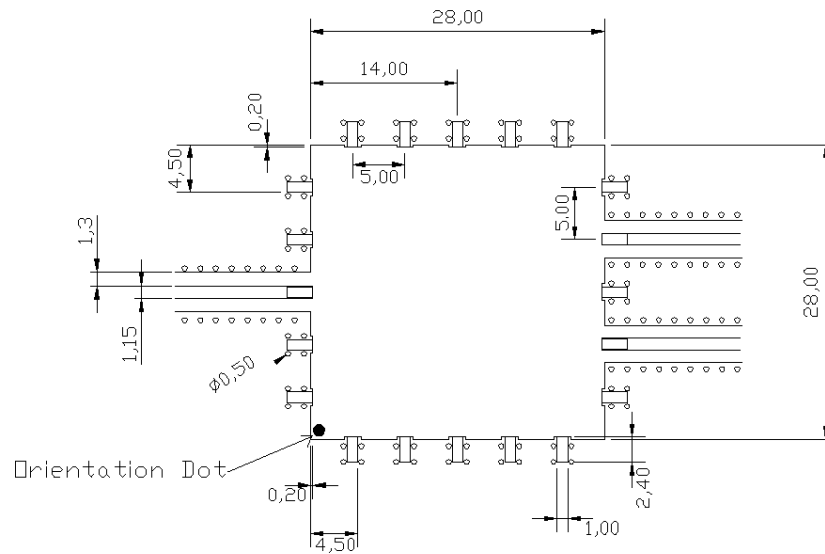


PCB BOTTOM VIEW



Dimensions in mm. Tolerance: .x ± 0.1, .xx ± 0.05

Recommended PCB Configuration



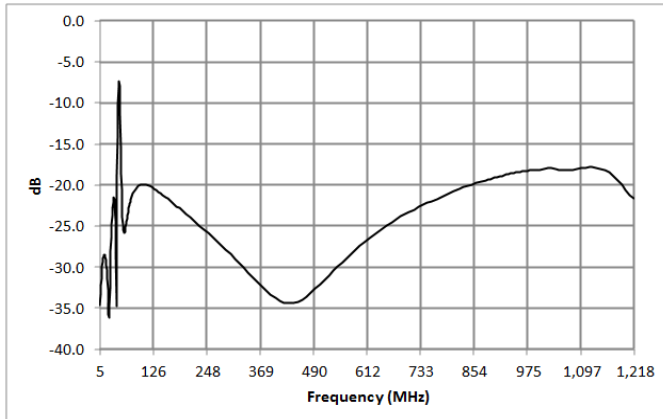
Dimensions in mm. Tolerance: .x ± 0.1, .xx ± 0.05

CATV Diplex Filter 5-42 / 54-1218MHz

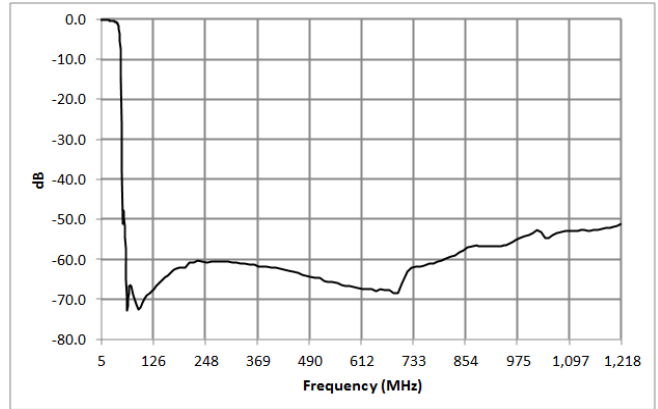
Rev. V2

Typical Performance: $T_A = 25^\circ\text{C}$, $Z_0 = 75\Omega$

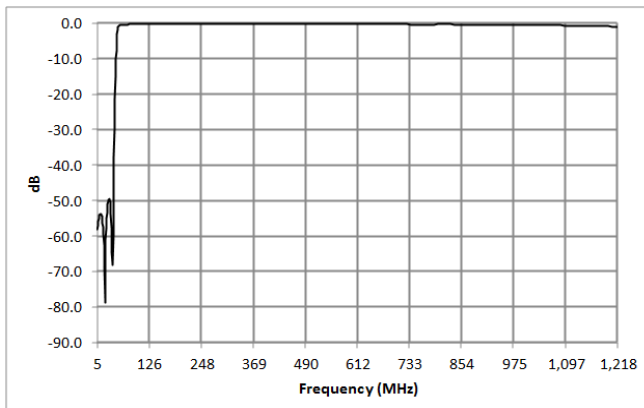
Input Port Return Loss



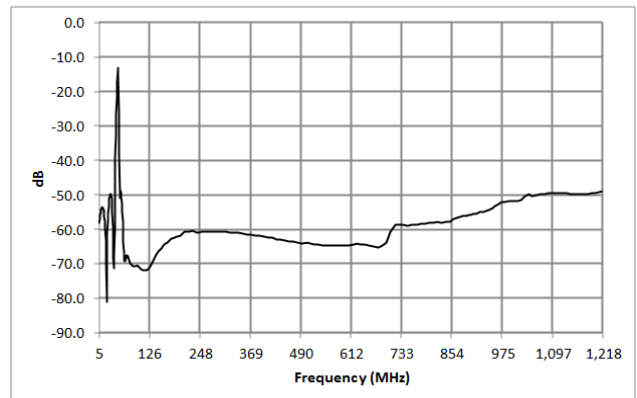
Low Pass Filter Insertion Loss



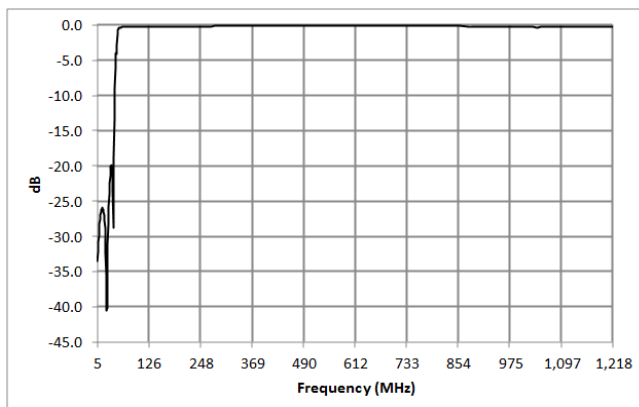
High Pass Filter Insertion Loss



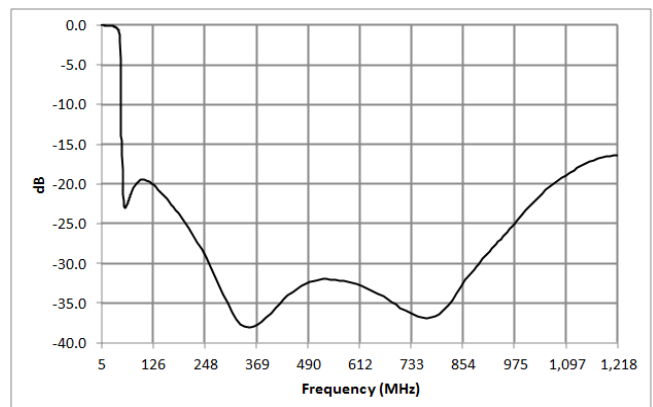
Filter Isolation



Low Pass port Return Loss

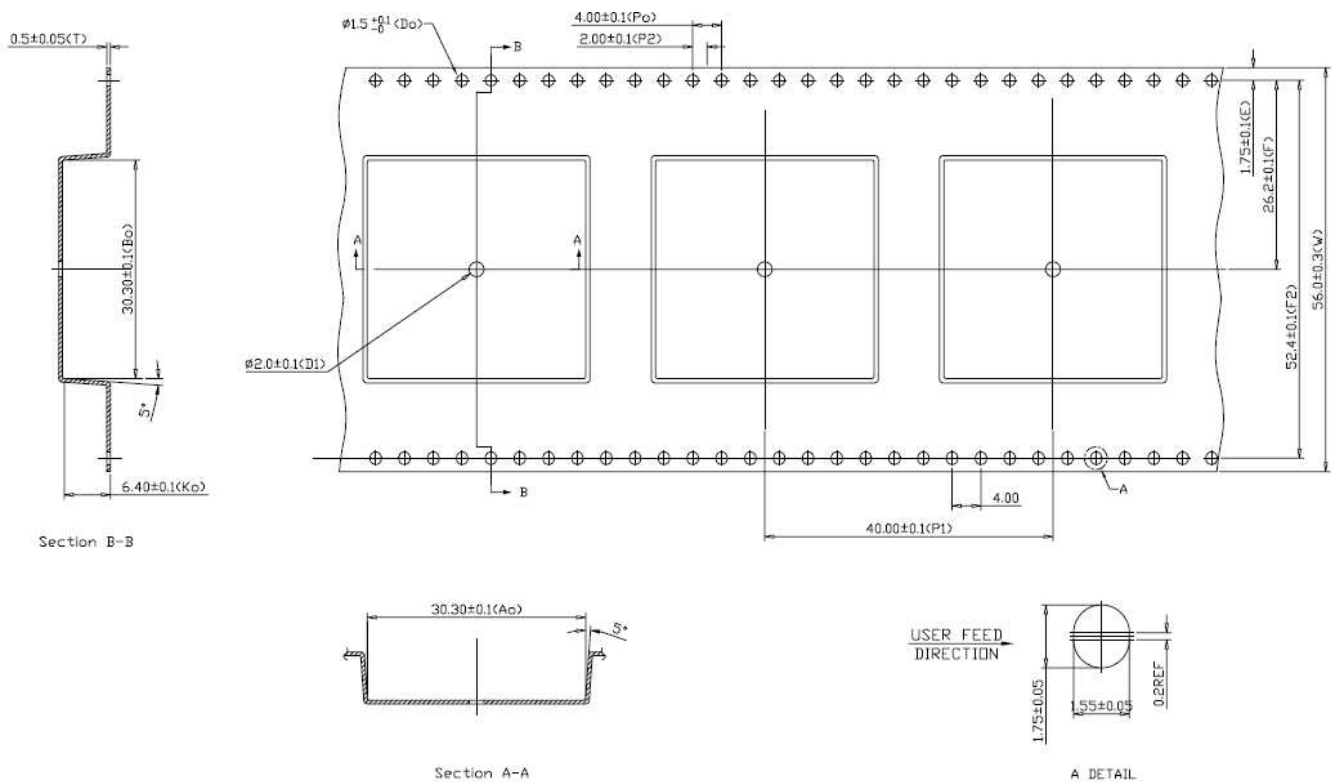


High Pass port Return Loss



Tape & Reel Information

Parameter	Units	Value
Qty per reel	-	200
Reel Size	mm	330
Tape Width	mm	56.00
Pitch	mm	40.00
Ao	mm	30.3
Bo	mm	30.3
Ko	mm	6.4
Orientation	-	F30
Reference Application Note ANI-019 for orientation		



M/A-COM Technology Solutions Inc. All rights reserved.

Information in this document is provided in connection with M/A-COM Technology Solutions Inc ("MACOM") products. These materials are provided by MACOM as a service to its customers and may be used for informational purposes only. Except as provided in MACOM's Terms and Conditions of Sale for such products or in any separate agreement related to this document, MACOM assumes no liability whatsoever. MACOM assumes no responsibility for errors or omissions in these materials. MACOM may make changes to specifications and product descriptions at any time, without notice. MACOM makes no commitment to update the information and shall have no responsibility whatsoever for conflicts or incompatibilities arising from future changes to its specifications and product descriptions. No license, express or implied, by estoppels or otherwise, to any intellectual property rights is granted by this document.

THESE MATERIALS ARE PROVIDED "AS IS" WITHOUT WARRANTY OF ANY KIND, EITHER EXPRESS OR IMPLIED, RELATING TO SALE AND/OR USE OF MACOM PRODUCTS INCLUDING LIABILITY OR WARRANTIES RELATING TO FITNESS FOR A PARTICULAR PURPOSE, CONSEQUENTIAL OR INCIDENTAL DAMAGES, MERCHANTABILITY, OR INFRINGEMENT OF ANY PATENT, COPYRIGHT OR OTHER INTELLECTUAL PROPERTY RIGHT. MACOM FURTHER DOES NOT WARRANT THE ACCURACY OR COMPLETENESS OF THE INFORMATION, TEXT, GRAPHICS OR OTHER ITEMS CONTAINED WITHIN THESE MATERIALS. MACOM SHALL NOT BE LIABLE FOR ANY SPECIAL, INDIRECT, INCIDENTAL, OR CONSEQUENTIAL DAMAGES, INCLUDING WITHOUT LIMITATION, LOST REVENUES OR LOST PROFITS, WHICH MAY RESULT FROM THE USE OF THESE MATERIALS.

MACOM products are not intended for use in medical, lifesaving or life sustaining applications. MACOM customers using or selling MACOM products for use in such applications do so at their own risk and agree to fully indemnify MACOM for any damages resulting from such improper use or sale.